

Strategic Plan Template

State Name: Alaska

Date Strategic Plan Submitted: June 30, 2021

Timeframe Covered by Strategic Plan: October 2021 – September 30, 2026

Overall Goal/Mission of CIP: Improve the Child in Need of Aid (CINA) process and outcomes for all participants.

Priority Area #1: Quality Court Hearings

Continuously monitor and improve the quality of CINA court proceedings in Alaska, including court hearings and reviews, to ensure due process for all parties, provide for proper judicial oversight, and meaningful engagement by all parties.

Outcome #1: *With enhanced competence of all CINA practitioners, as indicated by the practice outcome measurements from the CINA Core Curriculum project, the quality of CINA hearings and reviews will be continuously improved statewide.*

Need Driving Activities & Data Source: How do you know this is a need in your state? *CIP believes that its current CINA Core Curriculum project complements well with this project to continuously improve the quality of CINA court proceedings, with the concept that high-quality, multi-disciplinary training for all CINA practitioners (including the title IV-E/IV-B agency/OCS case workers and supervisors) will assist in ensuring the provision of high-quality CINA hearings and reviews.*

Theory of Change: *Increased overall baseline skills, knowledge and competency of all CINA practitioners (including judges) will lead to better quality court hearings and reviews, in raising the bar for child protection and advocacy by all professionals in the child welfare system.*

Grant(s) supporting this area (i.e. basic, data, training): Basic grant and Training grant

Activity or Project Description <i>Specific actions or project that will be completed to produce specific outputs and demonstrate progress toward the outcome.</i>	Collaborative Partners <i>Responsible parties and partners involved in implementation of the activity.</i>	Anticipated Outputs of Activity <i>What the CIP intends to produce, provide or accomplish through the activity.</i>	Goals of Activity (short and/or Long-term) <i>Where relevant and practical, provide specific, projected change in data the CIP intends to achieve. Goals should be measurable.</i> Progress toward Outcome	Timeframe <i>Proposed completion date or, if appropriate, "ongoing".</i>	Resources Needed <i>Where relevant identify the resources needed to complete the activity.</i>	Plans for Evaluating Activity <i>Where relevant, how will you measure or monitor change?</i>
Briefly describe the overall activity or project that should help lead to the outcome identified above.						

Under the Paperwork Reduction Act of 1995 (P.L. 104-13), an agency may not conduct or sponsor, and a person is not required to respond to, a collection of information unless it displays a currently valid Office of Management and Budget (OMB) Control Number and expiration date. The estimated time to complete the CIP Complete Application is 92 hours.

<p><i>Action Step 1 – Briefly identify the activities/action steps needed to implement project 1</i></p> <p>CIP has finalized its CINA Core Curriculum modules and training evaluation measures.</p> <p>CINA Interdisciplinary Training Curriculum https://public.courts.alaska.gov/web/cip/docs/cina-curriculum.pdf</p> <p>The curriculum is delivered by and to multi-disciplinary CINA practitioners, including cross training case workers and program managers with the Office of Children’s Services (OCS), which is the state’s Title IV-E /IV-B agency. *(See attached sample agendas and facilitator time charts for two modules.)</p>	<p>CIP Curriculum Subcommittee – with members from Attorney General’s Office, Public Defender Agency, Office of Public Advocacy, Tribal representatives, Office of Children’s Services, and Court</p>	<p>Increased overall baseline skills, knowledge and competency of all CINA practitioners (including judges) will lead to better quality court hearings and reviews, raising the bar for child protection and advocacy by all professionals in the child welfare system.</p>	<p>The primary goals are – increased baseline proficiency of child welfare practitioners and enhanced quality and engagement in court hearings/reviews.</p>	<p>Ongoing</p>	<p>Funding Trainers Ongoing curriculum review to incorporate changes in the law</p>	<p>For all trainings, we use a "Satisfaction" evaluation.</p> <p>A survey is given at the end of each training day.</p> <p>We also use a "Learning Acquisition" evaluation - a content-based pre-test and post-test, either on paper or electronically.</p> <p>After each training, the evaluation forms are reviewed by the multi-disciplinary curriculum work group as part of our debriefing process.</p>
<p><i>Action Step 2 - Scheduling</i></p>	<p>CIP Curriculum Subcommittee – with members from Attorney General’s Office, Public Defender Agency, Office of Public Advocacy, Tribal representatives, Office of Children’s Services, and Court</p>	<p>3-6 trainings per year</p>	<p>Provide sufficient statewide training opportunities for new CINA practitioners and judges as well as avenues for improving baseline skills for experienced practitioners</p>	<p>Ongoing</p>	<p>Staff, trainers, training venues, travel expenses for in-person trainings, technology for virtual training. Many rural areas lack sufficient bandwidth to participate in virtual trainings.</p>	<p>Based on requests received, changes to law and/or court rules, responses to evaluations on training needs</p>

Under the Paperwork Reduction Act of 1995 (P.L. 104-13), an agency may not conduct or sponsor, and a person is not required to respond to, a collection of information unless it displays a currently valid Office of Management and Budget (OMB) Control Number and expiration date. The estimated time to complete the CIP Complete Application is 92 hours.

<i>Action Step 3 - Evaluation</i>	CIP Curriculum Subcommittee – with members from Attorney General’s Office, Public Defender Agency, Office of Public Advocacy, Tribal representatives, Office of Children’s Services, and Court	Continuously improve the quality and content of training based on feedback received in evaluations	Enhanced quality and engagement in court hearings/reviews	Ongoing	Funding Trainers Ongoing access to CBCC resources and staff assistance	After each training, the evaluation forms are reviewed by the multi-disciplinary curriculum work group as part of our debriefing process and changes/improvements to curriculum are implemented as necessary.
<i>Action Step 4 – Judicial Training</i>	CIP Steering Committee, Judicial Education Coordinator, Judicial Conference Planning Committee	Increased overall baseline skills, knowledge and competency of all CINA judges will lead to better quality court hearings.	Enhanced quality and engagement of parents and youth in court hearings/reviews	Ongoing	Funding Trainers Staff time Judicial time Ongoing access to CBCC resources and staff assistance	

Priority Area #2: Timeliness/Permanency

Reduce the length of time in out-of-home care and minimize barriers/delays in permanency for children in state custody in Alaska.

Outcome #2: *The change the CIP seeks in law, process, or for those served by the program in terms of procedure, knowledge, skills, attitudes, behaviors, capacity, or conditions*

With the Joint Permanency Project, CIP believes its joint efforts with OCS (and other partners) will lead to a reduction in permanency delays

Need Driving Activities & Data Source: Improved hearing quality and a focus on timely filing of petitions, reports and orders should lead to fewer continuances and reduce the overall number of hearings, improving time to permanency.

Theory of Change: Increased judicial leadership and oversight of CINA cases will decrease time to permanency and provide better outcomes for children and families.

Grant(s) supporting this area (i.e. basic, data, training): Basic and Data

Under the Paperwork Reduction Act of 1995 (P.L. 104-13), an agency may not conduct or sponsor, and a person is not required to respond to, a collection of information unless it displays a currently valid Office of Management and Budget (OMB) Control Number and expiration date. The estimated time to complete the CIP Complete Application is 92 hours.

Activity or Project Description <i>Specific actions or project that will be completed to produce specific outputs and demonstrate progress toward the outcome.</i>	Collaborative Partners <i>Responsible parties and partners involved in implementation of the activity.</i>	Anticipated Outputs of Activity <i>What the CIP intends to produce, provide or accomplish through the activity.</i>	Goals of Activity (short and/or Long-term) <i>Where relevant and practical, provide specific, projected change in data the CIP intends to achieve. Goals should be measurable.</i> Progress toward Outcome	Timeframe <i>Proposed completion date or, if appropriate, "ongoing".</i>	Resources Needed <i>Where relevant identify the resources needed to complete the activity.</i>	Plans for Evaluating Activity <i>Where relevant, how will you measure or monitor change?</i>
Briefly describe the overall activity or project that should help lead to the outcome identified above.						
<p><i>Action Step 1 – Briefly identify the activities/action steps needed to implement project 1</i></p> <p>The CINA Court Improvement Program selected Fairbanks as the pilot site for a multi-agency collaborative project to improve hearing quality and reduce time to permanency for children in Child in Need of Aid cases. A committee of representatives from the Alaska Court System, Office of Children’s Services (OCS), Office of the Attorney General, Public Defender Agency, and Office of Public Advocacy are working together to plan and implement the project.</p>	<p>CIP Joint Permanency Project Subcommittee – members from OCS, AG’s Office, Public Defender Agency, Office of Public Advocacy, Court, and local court location stakeholders</p>	<p>Improve permanency outcomes for children by focusing on case progress at regularly scheduled and more frequent intervals.</p>	<p>CIP expects that the goals of the project will be accomplished by enhanced judicial oversight (cases do not go longer than 6 months without a review hearing), focus on increased attention to data tracking, increased parental engagement from the first court hearing.</p>	<p>Ongoing</p>	<p>Court hearing time Judicial time Staff time Stakeholder time Consultation with Experts in evaluation and permanency</p>	<p>The hearing quality observation tool will help us assess if practices are being adapted through increased judicial oversight, engagement of parents, use of the new Case Management Order and Case Review Findings, revised bench cards, and the addition of a 6-month review hearing. Meetings of the project committee and participants, development of court observation and data review tools to compare pre- and post-implementation data are planned. Feedback will also be provided to judges and</p>

Under the Paperwork Reduction Act of 1995 (P.L. 104-13), an agency may not conduct or sponsor, and a person is not required to respond to, a collection of information unless it displays a currently valid Office of Management and Budget (OMB) Control Number and expiration date. The estimated time to complete the CIP Complete Application is 92 hours.

						participants as we track progress. A pre-test/post-test will be given.
--	--	--	--	--	--	--

Priority Area #3: Quality Legal Representation

Enhance the quality of legal representation for parents and children in Alaska through continuous monitoring and improvement of legal representation.

Outcome #3

With enhanced competence of all CINA practitioners, as indicated by the practice outcome measurements from the CINA Core Curriculum project, the quality of CINA hearings and reviews will be continuously improved statewide.

Need Driving Activities & Data Source:

Stakeholder surveys, case file review, CIP Curriculum Subcommittee discussions, with input from CIP steering committee.

Theory of Change:

Increased overall baseline skills, knowledge and competency of all CINA practitioners (including judges) will lead to better quality court hearings and reviews, raising the bar for child protection and advocacy by all professionals in the child welfare system. Making our training curriculum available in an e-Learning format with three paths – watch, listen, read, increases the ability to improve baseline skills even further.

Grant(s) supporting this area (i.e. basic, data, training): Basic and Training

Activity or Project Description <i>Specific actions or project that will be completed to produce specific outputs and demonstrate progress toward the outcome.</i>	Collaborative Partners <i>Responsible parties and partners involved in implementation of the activity.</i>	Anticipated Outputs of Activity <i>What the CIP intends to produce, provide or accomplish through the activity.</i>	Goals of Activity (short and/or Long-term) <i>Where relevant and practical, provide specific, projected change in data the CIP intends to achieve. Goals should be measurable.</i> Progress toward Outcome	Timeframe <i>Proposed completion date or, if appropriate, "ongoing".</i>	Resources Needed <i>Where relevant identify the resources needed to complete the activity.</i>	Plans for Evaluating Activity <i>Where relevant, how will you measure or monitor change?</i>
Briefly describe the overall activity or project that should help lead to the outcome identified above.						
<i>Action Step 1 – Briefly identify the activities/action</i>	Attorney General’s Office, Public	With enhanced competence of all CINA	Increased overall baseline skills, knowledge	Ongoing	Funding	We will use the same monitoring

Under the Paperwork Reduction Act of 1995 (P.L. 104-13), an agency may not conduct or sponsor, and a person is not required to respond to, a collection of information unless it displays a currently valid Office of Management and Budget (OMB) Control Number and expiration date. The estimated time to complete the CIP Complete Application is 92 hours.

<p><i>steps needed to implement project 1</i></p> <p>We are converting our training modules that are typically delivered in-person, to an eLearning format. We began by converting our ICWA training module 1, https://courts.alaska.gov/cip/icwa-course.htm</p> <p>We will next convert our CINA Laws, Roles & Responsibilities, Practices & Procedures [CINA 101] training module. We are converting our training modules to an eLearning format using Adobe Captivate. Three learning paths are being created, including a read path (where learners can read the content of the materials), listen path (where learners can listen to a podcast style narration of the materials), and a watch path (where learners can watch videos of Alaska judges and practitioners presenting the materials). Learners can then test and apply their knowledge in a series of learning</p>	<p>Defender Agency, Office of Public Advocacy, Tribal representatives, Office of Children’s Services</p>	<p>practitioners, as indicated by the practice outcome measurements from the CINA Core Curriculum project, the quality of CINA hearings and reviews will be continuously improved statewide.</p>	<p>and competency of all CINA practitioners (including judges) will lead to better quality court hearings and reviews, improved parental and youth engagement; raising the bar for child protection and advocacy by all professionals in the child welfare system. Making our training curriculum available in an e-Learning format with three paths – watch, listen, read, increases the ability to improve baseline skills even further.</p>		<p>Subject Matter Expert to edit content Presenters for each learning path Programmers Video technician</p>	<p>methods we use for our in-person curriculum, but may add some questions on method of eLearning used (i.e. watch, read, or listen).</p>
---	--	--	--	--	---	---

¹ One of the training modules is devoted to the Indian Child Welfare Act. The module addresses the historical treatment of Alaska Natives and American Indians leading to passage of ICWA, the substantive provisions of ICWA, and the role the legal participants can play in ensuring ICWA is implemented. Under the Paperwork Reduction Act of 1995 (P.L. 104-13), an agency may not conduct or sponsor, and a person is not required to respond to, a collection of information unless it displays a currently valid Office of Management and Budget (OMB) Control Number and expiration date. The estimated time to complete the CIP Complete Application is 92 hours.

<p>interactions following a case study at the end of each subject matter session.</p> <p>The curriculum is delivered by and to multi-disciplinary CINA practitioners, including cross training case workers and program managers with the Office of Children’s Services (OCS), which is the state’s Title IV-E/IV-B agency.</p>						
---	--	--	--	--	--	--

Priority Area #4: Data

Continue to collect and mutually exchange data and other information working cooperatively with OCS to ensure safe and timely permanency for children in Alaska. Use data to inform and support decision-making in all areas of CINA cases and CIP work.

Outcome #4:

Collaborate with OCS and jointly plan for the collection and sharing of all relevant data and information.

Need Driving Activities & Data Source:

Produce safe and timely permanency decisions and other key case benchmarks.

Theory of Change:

Improved case tracking and analysis of CINA cases will produce safe and timely permanency decisions and improvements in timeliness measures.

Grant(s) supporting this area (i.e. basic, data, training): Data - 30% of grant funds are to be used for these activities

Activity or Project Description <i>Specific actions or project that will be completed to produce specific outputs and demonstrate progress toward the outcome.</i>	Collaborative Partners <i>Responsible parties and partners involved in implementation of the activity.</i>	Anticipated Outputs of Activity <i>What the CIP intends to produce, provide or accomplish through the activity.</i>	Goals of Activity (short and/or Long-term) <i>Where relevant and practical, provide specific, projected change in data the CIP intends to achieve. Goals should be measurable.</i> Progress toward Outcome	Timeframe <i>Proposed completion date or, if appropriate, “ongoing”.</i>	Resources Needed <i>Where relevant identify the resources needed to complete the activity.</i>	Plans for Evaluating Activity <i>Where relevant, how will you measure or monitor change?</i>

Under the Paperwork Reduction Act of 1995 (P.L. 104-13), an agency may not conduct or sponsor, and a person is not required to respond to, a collection of information unless it displays a currently valid Office of Management and Budget (OMB) Control Number and expiration date. The estimated time to complete the CIP Complete Application is 92 hours.

Briefly describe the overall activity or project that should help lead to the outcome identified above.						
<i>Action Step 1 – Briefly identify the activities/action steps needed to implement project 1</i> Court and OCS data presentation at each CIP Steering Committee Meeting.	Office of Children’s Services and Court	Increased awareness and focus on baseline timeliness data.	Reduced delays Disproportionality	Ongoing	Continued interagency cooperation	Improvement in court performance measures
<i>Action Step 2 – Joint Permanency Project (see Priority Area #2 above)</i>	See JPP Project.	See JPP Project	See JPP Project	Ongoing	See JPP Project	See JPP Project
Newly created reports for judges to monitor caseloads <ul style="list-style-type: none"> • Pending Cases without Adjudication • Time to Adjudication • Time to Permanency 	CIP/Court and Judges	Produce report and data	Improvement in timeliness to adjudication and permanency, as well as ensuring timely issuance of court orders	Ongoing	Judicial time Staff time Training time Stakeholder time	Continuously review reports and provide data to inform decision-making to improve time to benchmark orders
Monthly reports to OCS on permanency reports due	CIP/Court and OCS	Produce report and data	Improve timely filing of permanency reports to decrease permanency delays and hearing continuances.	Ongoing	CIP & OCS Staff Time	Continuously review reports and provide data to inform decision-making to improve time to permanency
Monthly reports to OCS on upcoming permanency hearings	CIP/Court and OCS	Produce report and data	Decrease permanency delays	Ongoing	CIP & OCS Staff Time	Continuously review reports and provide data to inform decision-making to improve time to permanency
Anchorage permanency data exchange with OCS	CIP/Court and OCS	Exchange reports and data	Decrease permanency delays	Ongoing	CIP & OCS Staff Time Continued interagency	Continuously review reports and provide data to inform decision-making to improve

Under the Paperwork Reduction Act of 1995 (P.L. 104-13), an agency may not conduct or sponsor, and a person is not required to respond to, a collection of information unless it displays a currently valid Office of Management and Budget (OMB) Control Number and expiration date. The estimated time to complete the CIP Complete Application is 92 hours.

					cooperation to work toward improving time to permanency	time to permanency
Promote awareness of CINA data and importance of timeliness of benchmark orders and permanency goals with judges and practitioners statewide	CIP/Court and OCS	Data reporting in Court System Annual Statistical Report and at CIP meetings, Judges meetings, and CINA Bench/Bar meetings	Improvement of timeliness of benchmark orders and time to permanency	Ongoing	Continued Funding Judicial time Staff time Stakeholder time	

Under the Paperwork Reduction Act of 1995 (P.L. 104-13), an agency may not conduct or sponsor, and a person is not required to respond to, a collection of information unless it displays a currently valid Office of Management and Budget (OMB) Control Number and expiration date. The estimated time to complete the CIP Complete Application is 92 hours.

Child in Need of Aid Laws, Roles & Responsibilities,
Practices & Procedures
August 26-28, 2019

AGENDA

Day One

8:30-12:00
(one break)

Opening Session

1. Welcome

Introductions/Icebreaker

Pre-test

Learning Objectives

Overview of CINA Law & Proceedings

Case Hypothetical

2. How a Case Comes into Court – Law & Practice

Reports

Intake

Assessment

Intervention

12:00-1:00

Lunch provided

1:00-4:30
(one break)

3. Roles & Responsibilities of CINA Participants

Judges

Office of Children's Services

Tribal Representatives

GALs and CASA Volunteers

Attorneys

4. Introduction to Federal and State Law

Day Two

8:30-12:15
(one break)

4. CINA Law – State and Federal
CINA Grounds
Active and Reasonable Efforts
Removal Findings
Placement Preferences
Oral Argument Tips

12:15-1:30

Lunch on your own

1:30-4:30
(one break)

- Meet in Courtroom**
Oral argument on placement preferences
5. Court Hearings – Basics
Notice/Opportunity to be Heard
Youth Participation
Open Hearings
Courtroom Conduct
Standards/Burdens of Proof
Rules of Evidence
Skills practice

Day Three

8:30-12:00
(one break)

6. CINA Process
 - Petition
 - Miscellaneous Court Proceedings
7. CINA Case Chronology
 - Temporary Custody
 - Pre-adjudication Matters
 - Adjudication
 - Disposition
 - Permanency Hearing
 - Annual Review
 - Extension of Custody

12:00-1:00

Box lunch provided

1:00-4:30
(one break)

8. Implementing Permanent Plan
 - Reunification
 - Adoption
 - Relinquishment
 - Consent to Adoption
 - Cultural Adoption
 - TPR Trial
 - Appeals
 - State Court Adoption hearing
 - Legal Guardianship
 - Permanent Relative Placement
 - APPLA
 - Adult Guardianship
 - Closing a CINA Case
 - Resumption of Custody

Closing Session

Child in Need of Aid Laws, Roles & Responsibilities, Practices & Procedures
Facilitator Time Chart

DAY ONE

Time	Topic	Slides	PHO	ho	Person
8:30-8:45	Welcome Overview of project	1			Mara
8:45-10:00	1. Introduction/Review Agenda Learning objectives Icebreaker [Clicker #1] Pre-test [Clicker #2] Acronym Bingo CINA grounds Flow chart Standard of Proof Legal parties Hypothetical	2-8	1 2 3 4 11 5 6	a b c	Barb
10:00-10:15	Break				
10:15-12:00	2. How Case Comes to Court Report Intake/Screening Investigation/Assessment Application (20 min.) Intervention Application (10 min.)	9-37 10-14 15-18 19-30 31 32-36 37	7 8, 8-1		Carla/ Tim
12:00-1:00	Lunch provided				
1:00-3:00 (2:25-2:45) (2:45-3:00)	3. Roles & Responsibilities Intro [Clicker #3] Breakout groups Report back	38-84 38-43 41 84		d	Anita
(3:00-3:20)	Break				
(3:20-4:15)	4. CINA Law Sources of law CINA Grounds (go as far as you can....)	85-130 86-89 90-103	9		Carla
4:15-4:30	Wrap-up/Evaluations			i	Barb

Child in Need of Aid Laws, Roles & Responsibilities, Practices & Procedures
Facilitator Time Chart

DAY TWO

Time	Topic	Slides	PH O	ho	Person
8:30-9:00 9:00-10:00	4. CINA Law CINA Grounds (cont'd) Active/Reasonable Efforts Application (10 min)	86-130 90-103 104-12 112	9		Carla Carla/Pearl
10:00-10:15	Break				
10:15-12:15	Removal Findings Application (10 min) Placement Preferences Application Oral argument tips	113-16 116 117-30 127-28 129	10	e	Carla and Pearl
12:15-1:30	Lunch on own				
1:30-2:00 2:00-2:30	Placement Preferences Oral argument 5. Court Hearings – Basics Notice/right to be heard Youth Participation Open Hearings Courtroom conduct Standards/burdens of proof	130 131-144 132 133 134 135 136	 11		Carla/ Pearl Liz and Anita
2:30-2:45	Break				
2:45-4:15	Evidence Video Introducing photo – 30 min Quiz [Clicker #4] – 30 min	137-144 138 139 144	12 13	f g	Liz and Anita
4:15-4:30	Wrap-up/Evaluations	145		i	Barb

Child in Need of Aid Laws, Roles & Responsibilities, Practices & Procedures
Facilitator Time Chart

DAY THREE

Time	Topic	Slides	PHO	ho	Person
8:30-9:15	6. CINA Proceedings Petition Misc. court hearings	146-158 147-50 151-58			Carla
9:15-10:15	7. CINA Case Chron (TC-PTC) Temporary Custody Application (10 min) Pre-adjudication	159-75 161-65 166 167-75			
10:15-10:30	Break				
10:30-12:00	(Chronology – cont'd) Adjudication Application (30 min.) Administrative Reviews Disposition Permanency Hearing Annual Rev Ext of custody	176-92 176-77 178 179 180-82 183-89 190 191-92		h	Liz/ Anita
12:00-1:00	Lunch				
1:00-2:30	8. Implementation - Perm Plan Reunification Adoption Relinquishment Consent to adoption Cultural adoption Involuntary Termination Application Adoption petition/hearing	193-226 194-96 197-213 199 200 201 202-10 211 212-13	14		Carla
2:30-2:45	Break				
2:45-4:10	(Implementation cont'd) Guardianship Application (adopt v guard) Perm relative placement APPLA Adult guardianship Closing a case Resumption of custody	214-26 214-17 218 219-20 221-22 223-24 225 226			Anita/Liz
4:10-4:30	Closing Post-test [Clicker #5] Evaluations Certificates	227		i j	Barb

The Indian Child Welfare Act: History, Law & Practice

May 2021 Zoom Agenda

Tuesday, May 4, 8:30-12:00

Welcome and Introduction
Historical Context Leading to Passage of ICWA
Jurisdiction, Findings, Policy, and Interpretation of ICWA
ICWA Applicability (“Indian child” and “Child in Need of Aid”)

Wednesday, May 5, 8:30-12:00

Legal Parties and their Rights under ICWA
Removal Standards and Qualified Expert Witnesses
Placement Preferences

Thursday, May 6, 8:30-12:00

Active Efforts
Permanency for Alaska Native Children & Youth
Closing – ICWA 2021 Forward

Facilitator Time Chart

ICWA: HISTORY, LAW & PRACTICE

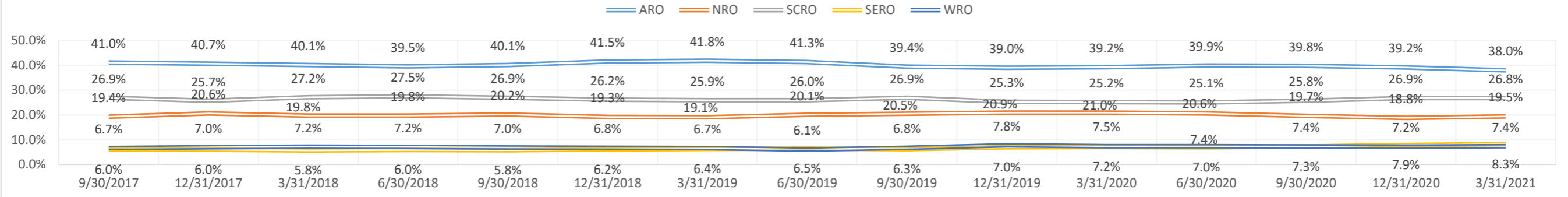
May 4-6, 2021 Zoom

Time	Session	Topic	Slides	Facilitator
Day 1 – Tues May 4				
8:30-9:00	1	Welcome/Introduction/Pre-test	1-5	Barb
9:00-10:00 10:00-10:15	2	Historical Context Breakout (10 min) and debrief (5 min)	6-19 20	Lenora
10:15-10:25		Break		
10:25-10:45	3	Legislative History, Jurisdiction, Findings, Policy, Interpretation	21-32	Carla
10:45-11:45 11:45-11:55 11:55-12:00	4	Foundations for ICWA Cases in Alaska Case Hypothetical Indian child, custody proceedings, CINA Group discussion (10 min) Daily wrap up/poll (5 min)	33-40 34 35-38 39-40	Carla
Day 2 – Weds May 5				
8:30-9:10 9:10-9:25 9:25-9:35	5	Legal Parties & Rights Breakout (10 min) and debrief (5 min) Tribal Court Jurisdiction, Transfer	41-56 57 58-61	Carla
9:35-9:45		Break		
9:45-10:25 10:25-10:40	6	Removal Standards Breakout (10 min) and debrief (5 min)	62-71 72	Liz
10:40-10:50		Break		
10:50-11:45 11:45-11:55 11:55-12:00	7	Placement Preferences Breakout (10 min) Daily wrap-up/poll (5 min)	73-83 84	Chad
Day 3 – Thurs May 6				
8:30-9:25 9:25-9:40	8	Active Efforts Breakout (10 min) and debrief (5 min)	86-96 97	Judge Haas
9:40-9:50		Break		
9:45-11:30 (1 break)	9	Permanency for Alaska Native Children Breakout (10 min) and debrief (5 min)	98-128 125	Paul/Marika
11:30-11:45	10	ICWA 2021 Forward	129-31	Carla

Facilitator Time Chart

11:45-12:00		Post-test and poll Closing/Recognition	132-33	Barb
-------------	--	---	--------	------

CHILDREN IN OOH PLACEMENT ON

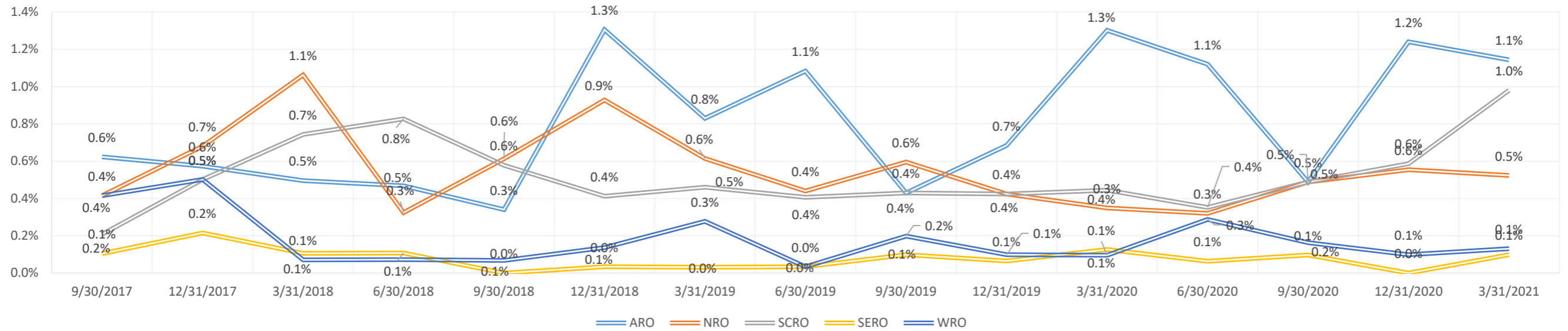


Children in OOH Care on:

Region	9/30/2017	12/31/2017	3/31/2018	6/30/2018	9/30/2018	12/31/2018	3/31/2019	6/30/2019	9/30/2019	12/31/2019	3/31/2020	6/30/2020	9/30/2020	12/31/2020	3/31/2021
ARO	1,185	1,135	1,132	1,100	1,178	1,210	1,361	1,221	1,191	1,195	1,234	1,246	1,224	1,201	1,162
NRO	559	576	559	550	594	561	622	593	621	642	660	644	605	578	596
SCRO	777	717	767	766	792	762	844	767	814	776	794	783	793	824	821
SERO	174	168	163	167	171	181	209	193	191	215	226	220	226	242	254
WRO	193	195	204	200	205	199	218	180	207	240	236	232	227	222	228
Statewide	2,888	2,791	2,825	2,783	2,940	2,913	3,254	2,954	3,024	3,068	3,150	3,125	3,075	3,067	3,061

Source: RR00161

THV 180+ DAYS ON



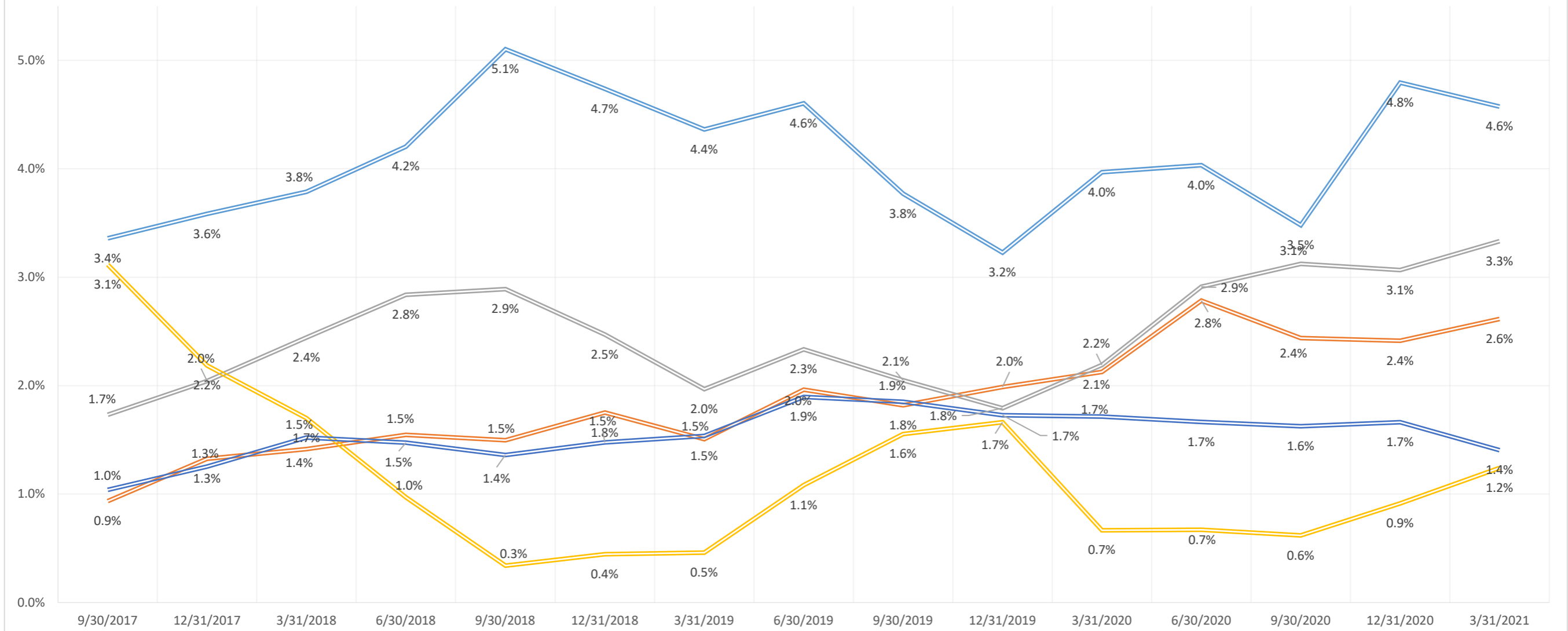
Children in a trial home visit for 180+ days on:

Region	9/30/2017	12/31/2017	3/31/2018	6/30/2018	9/30/2018	12/31/2018	3/31/2019	6/30/2019	9/30/2019	12/31/2019	3/31/2020	6/30/2020	9/30/2020	12/31/2020	3/31/2021
ARO	18	16	14	13	10	38	27	32	13	21	41	35	15	38	35
NRO	12	19	30	9	18	27	20	13	18	13	11	10	15	17	16
SCRO	6	14	21	23	17	12	15	12	13	13	14	11	15	18	30
SERO	3	6	3	3	0	1	1	1	3	2	4	2	3	0	3
WRO	12	14	2	2	2	4	9	1	6	3	3	9	5	3	4
Statewide %	1.8%	2.5%	2.5%	1.8%	1.6%	2.8%	2.2%	2.0%	1.8%	1.7%	2.3%	2.1%	1.7%	2.5%	2.9%
Statewide	51	69	70	50	47	82	72	59	53	52	73	67	53	76	88

Source: RR00284

OOH 24+ MONTHS & IN RELATIVE PLACEMENT ON

— ARO — NRO — SCRO — SERO — WRO

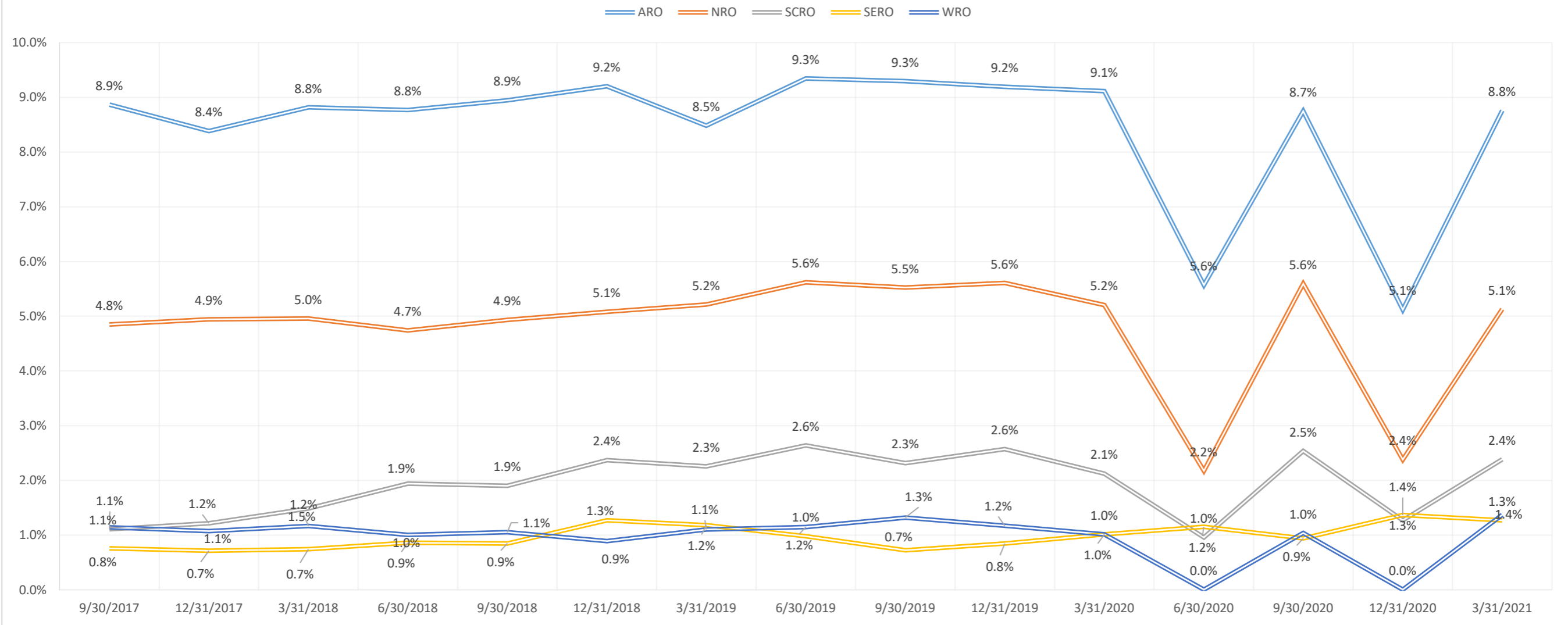


OOH over 24 Months & in a Relative Placement on:

Region	9/30/2017	12/31/2017	3/31/2018	6/30/2018	9/30/2018	12/31/2018	3/31/2019	6/30/2019	9/30/2019	12/31/2019	3/31/2020	6/30/2020	9/30/2020	12/31/2020	3/31/2021
ARO	97	100	107	117	150	138	142	136	114	99	125	126	107	147	140
NRO	27	37	40	43	44	51	49	58	55	61	67	87	75	74	80
SCRO	50	57	69	79	85	72	64	69	62	55	69	91	96	94	102
SERO	90	61	48	27	10	13	15	32	47	51	21	21	19	28	38
WRO	30	35	43	41	40	43	50	56	56	53	54	52	50	51	43
Statewide %	10.0%	10.4%	10.9%	11.0%	11.2%	10.9%	9.8%	11.9%	11.0%	10.4%	10.7%	12.1%	11.3%	12.8%	13.2%
Statewide	294	290	307	307	329	317	320	351	334	319	336	377	347	394	403

Source: RR00287

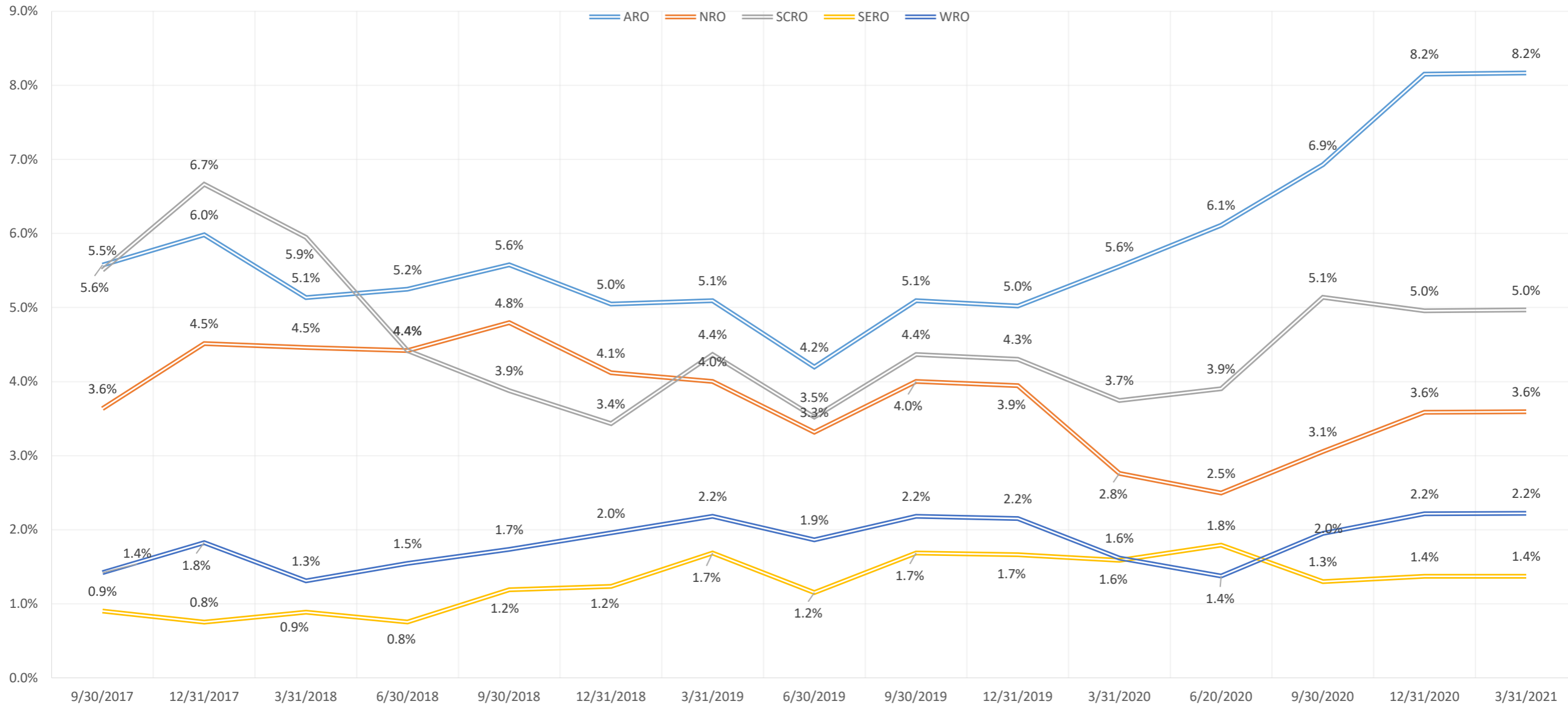
CHILDREN IN OUT OF PREFERENCE PLACEMENT ON



Children in Out of Preference Placement on:															
Region	9/30/2017	12/31/2017	3/31/2018	6/30/2018	9/30/2018	12/31/2018	3/31/2019	6/30/2019	9/30/2019	12/31/2019	3/31/2020	6/30/2020	9/30/2020	12/31/2020	3/31/2021
ARO	256	234	249	244	263	268	269	276	281	254	282	287	275	269	268
NRO	140	138	140	132	145	148	136	166	167	169	172	164	174	172	157
SCRO	32	34	42	54	56	69	63	78	70	76	79	67	68	78	73
SERO	22	20	21	24	25	37	35	29	22	25	26	32	30	29	39
WRO	33	30	33	28	31	26	26	34	40	37	36	32	36	32	42
Statewide %	16.7%	16.3%	17.2%	17.3%	17.7%	18.8%	20.5%	19.7%	19.2%	18.3%	18.9%	18.6%	19.0%	18.91%	18.92%
Statewide	483	456	485	482	520	548	591	583	580	561	595	582	583	580	579

Source: RR00161

CHILDREN IN OOH CARE 13+ MONTHS WITH GOAL OF REUNIFICATION OR REMAIN IN OWN HOME ON



Children in OOH Care 13+ Months with Goal of Reunification or Remain in Own Home on:															
Region	9/30/2017	12/31/2017	3/31/2018	6/30/2018	9/30/2018	12/31/2018	3/31/2019	6/30/2019	9/30/2019	12/31/2019	3/31/2020	6/30/2020	9/30/2020	12/31/2020	3/31/2021
ARO	161	167	145	146	164	147	134	124	154	154	175	191	213	240	250
NRO	105	126	126	123	141	120	112	98	121	90	87	78	94	109	110
SCRO	159	186	168	123	114	100	73	104	132	121	118	122	158	168	152
SERO	26	21	25	21	35	36	34	34	51	72	50	56	40	34	42
WRO	41	51	37	43	51	57	58	55	66	61	51	43	61	69	68
Statewide %	17.0%	19.7%	17.7%	16.4%	17.2%	15.8%	12.2%	14.0%	17.3%	16.2%	15.3%	15.7%	18.4%	20.2%	20.3%
Statewide	492	551	501	456	505	460	397	415	524	498	481	490	566	620	622

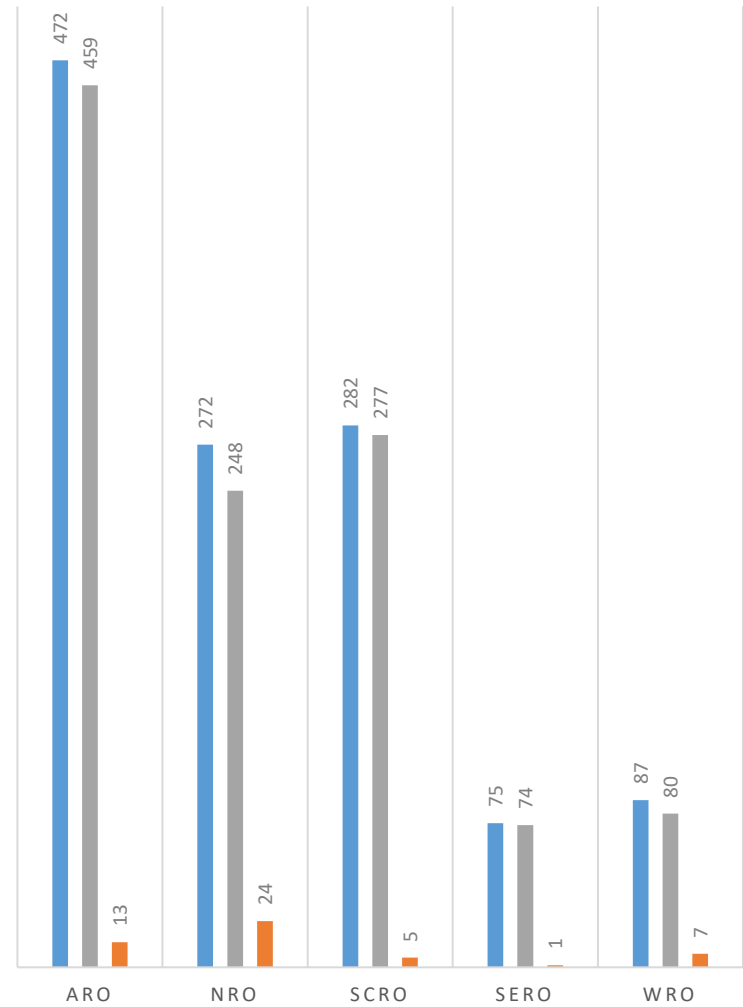
Source: RR00161

**Days from removal to first case plan for children OOH 60+ days
and discharged during CY 20**

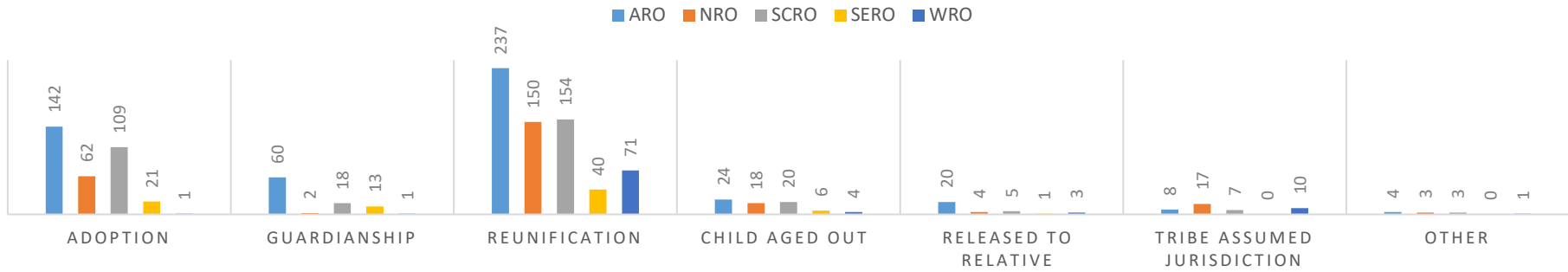
Region	Office	Children	OOH 60+ Days No Plan	OOH 60+ Days with Plan
	Anchorage	472	13	459
ARO	Total	472	13	459
	Fairbanks	135	3	132
	Interior Bush	26	2	24
	Kotzebue	47	5	42
	Nome	39	14	25
	Utgaiagvik	25	0	25
NRO	Total	272	24	248
	Dillingham	12	1	11
	Gakona	7	1	6
	Homer	8	0	8
	Kenai	77	1	76
	King Salmon	6	0	6
	Kodiak	6	1	5
	Valdez	2	0	2
	Wasilla	164	1	163
SCRO	Total	282	5	277
	Craig	4	0	4
	Juneau	46	0	46
	Ketchikan	7	0	7
	Petersburg	2	0	2
	Sitka	16	1	15
SERO	Total	75	1	74
	Bethel	74	5	69
	St. Mary's	13	2	11
WRO	Total	87	7	80
Statewide Total		1,188	50	1,138

**CHILDREN OOH 60+ DAYS &
DISCHARGED DURING CY20**

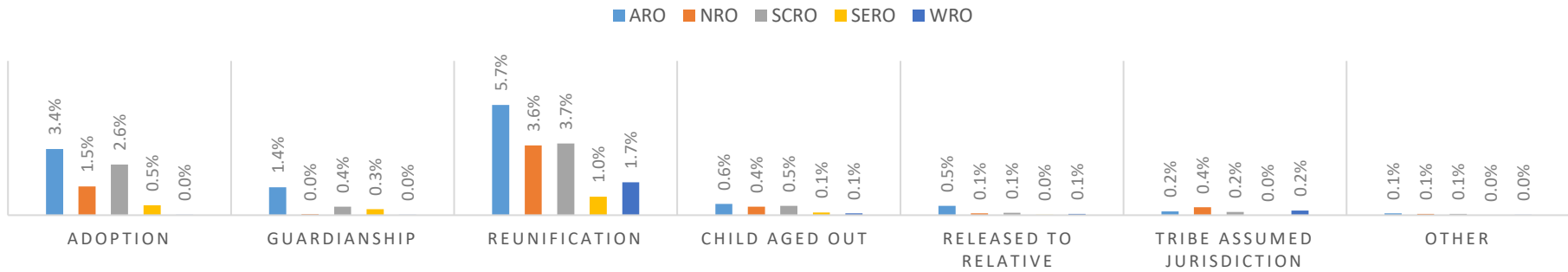
■ OOH ■ OOH 60+ Days with Plan ■ OOH 60+ Days No Plan



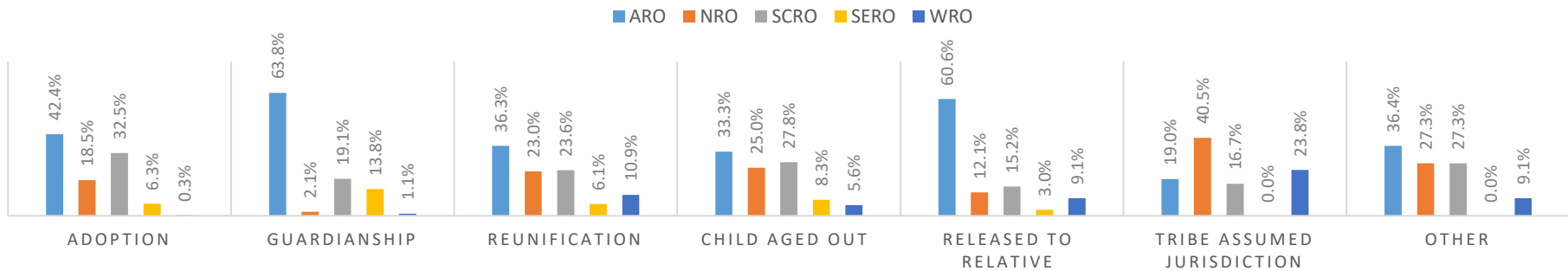
CHILDREN DISCHARGED DURING CY18



DISCHARGES OF CHILDREN OOH DURING CY18

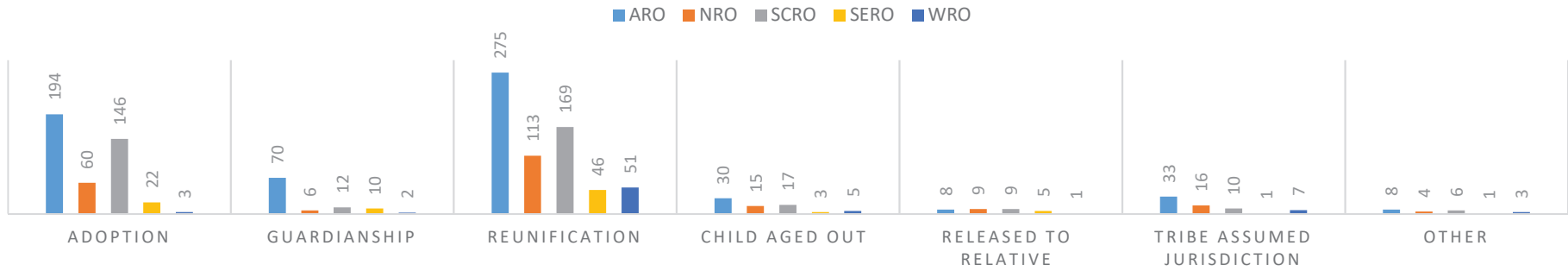


DISCHARGES BY REASON DURING CY18

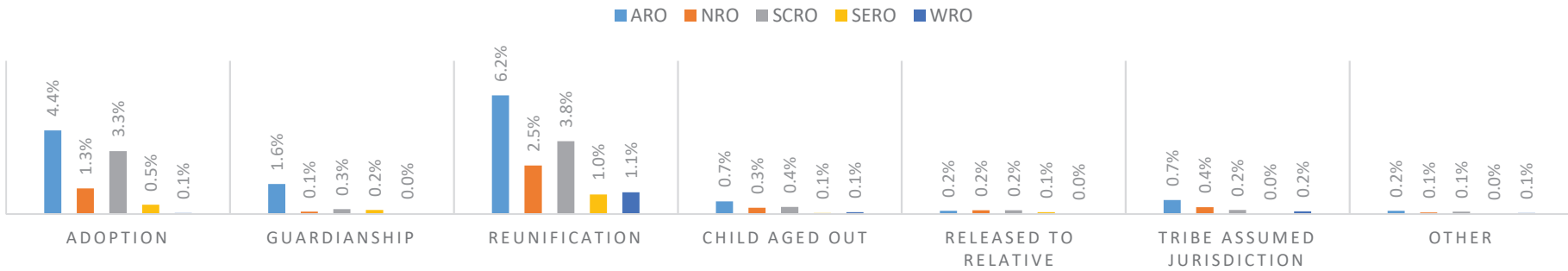


Other: Death, Runaway, Released from Other State, Self Emancipation, Transfer to DJJ

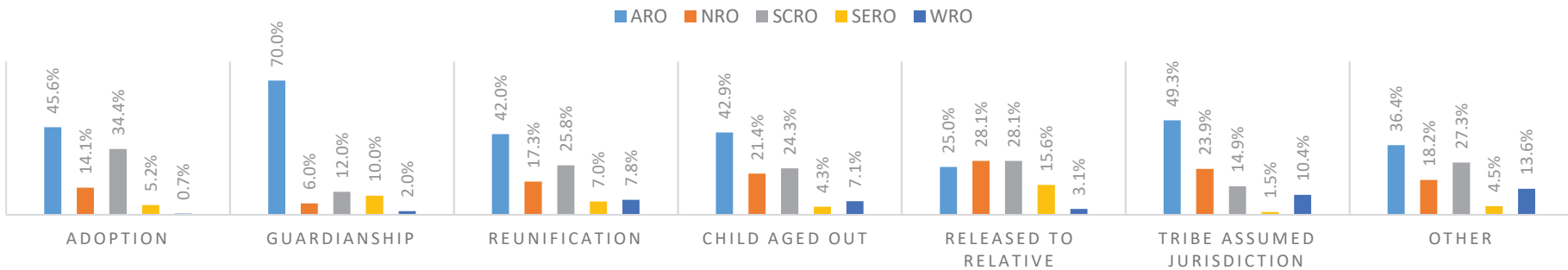
CHILDREN DISCHARGED DURING CY19



DISCHARGES OF CHILDREN OOH DURING CY19

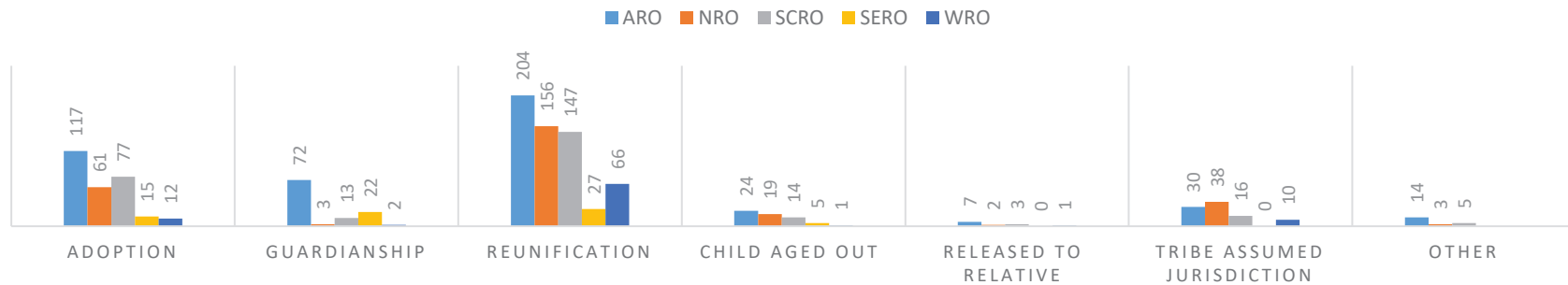


DISCHARGES BY REASON DURING CY19

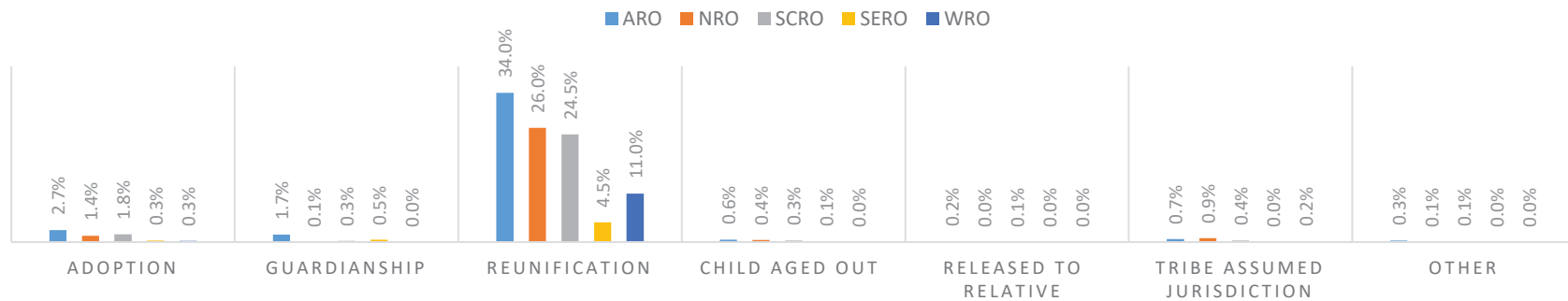


Other: Death, Runaway, Released from Other State, Self Emancipation, Transfer to DJJ

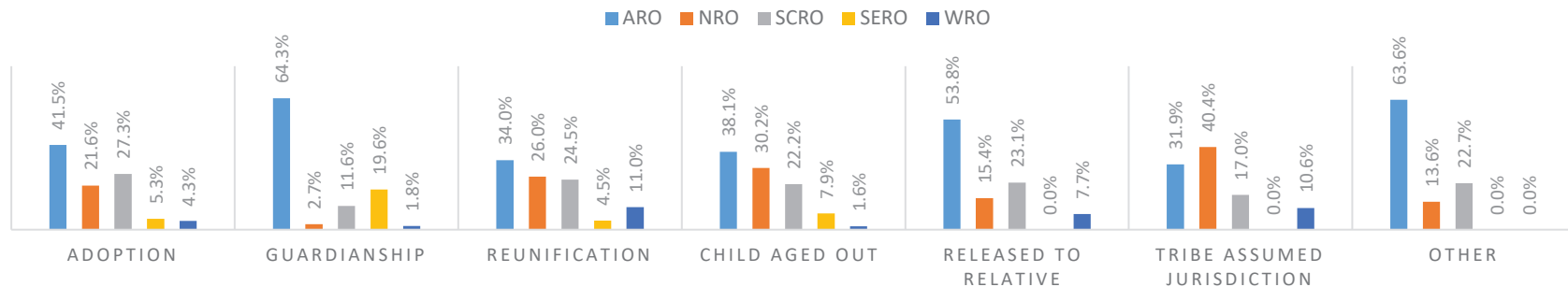
CHILDREN DISCHARGED DURING CY20



DISCHARGES OF CHILDREN OOH DURING CY20



DISCHARGES BY REASON DURING CY20

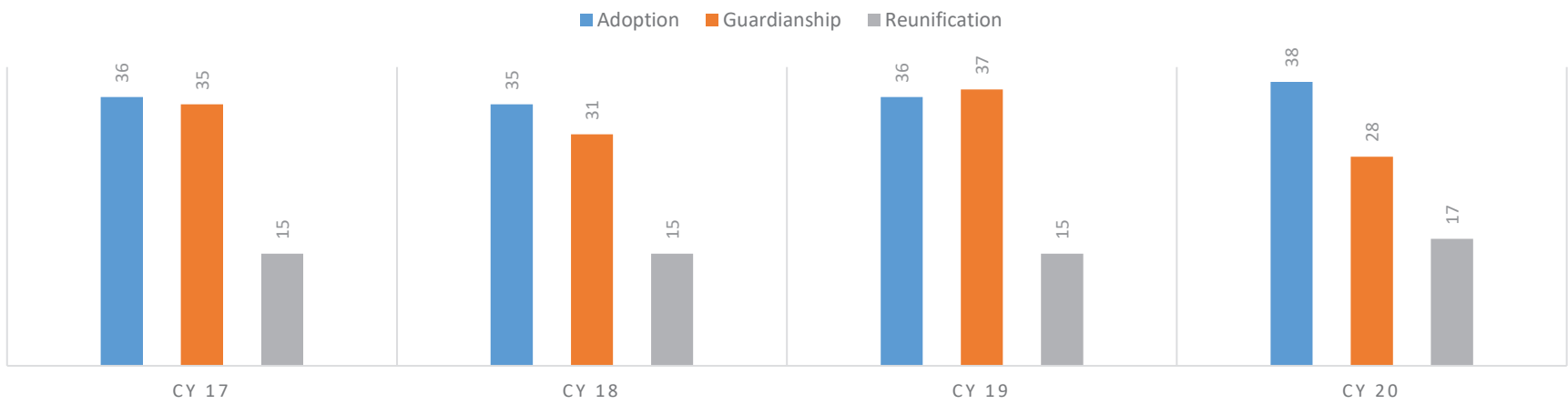


Other: Death, Runaway, Released from Other State, Self Emancipation, Transfer to DJJ

AVERAGE MONTHS FROM LAST REMOVAL TO PERMANENCY DURING



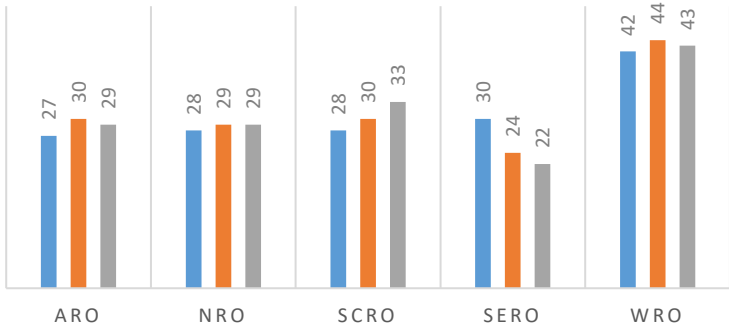
AVERAGE MONTHS FROM LAST REMOVAL TO PERMANENCY BY TYPE



Permanency includes Adoption, Guardianship, Reunification

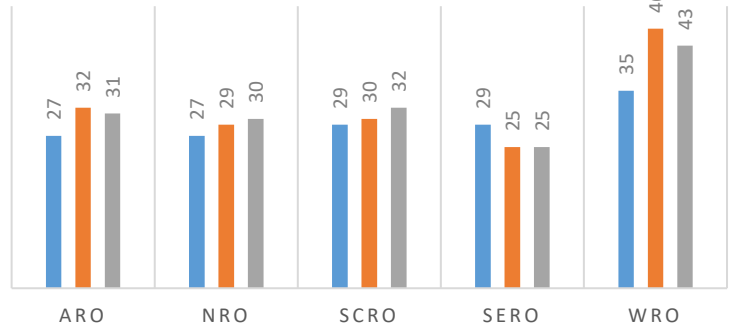
AVERAGE MONTHS TO MOTHER TPR

■ 9/9/2020 ■ 1/13/2021 ■ 4/15/2021



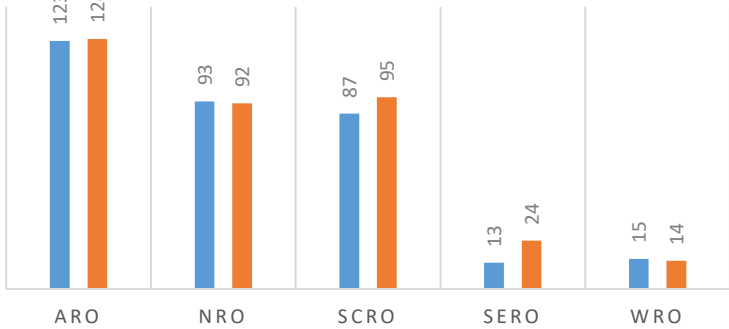
AVERAGE MONTHS TO FATHER TPR

■ 9/9/2020 ■ 1/13/2021 ■ 4/15/2021



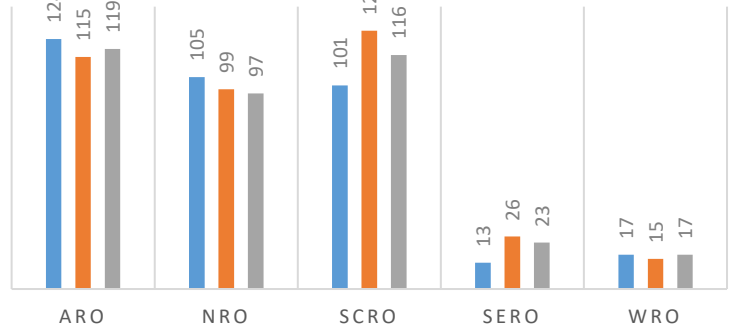
CHILDREN OOH WITH MOTHER TPR

■ 9/9/2020 ■ 1/13/2021



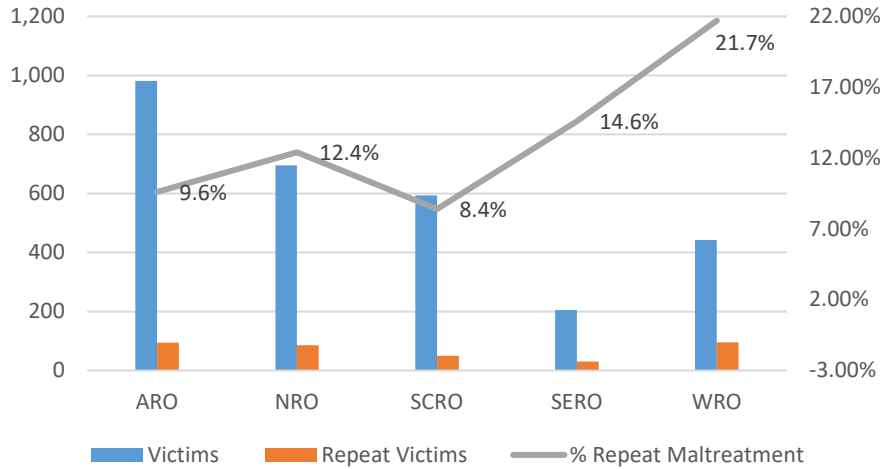
CHILDREN OOH WITH FATHER TPR

■ 9/9/2020 ■ 1/13/2021 ■ 4/15/2021

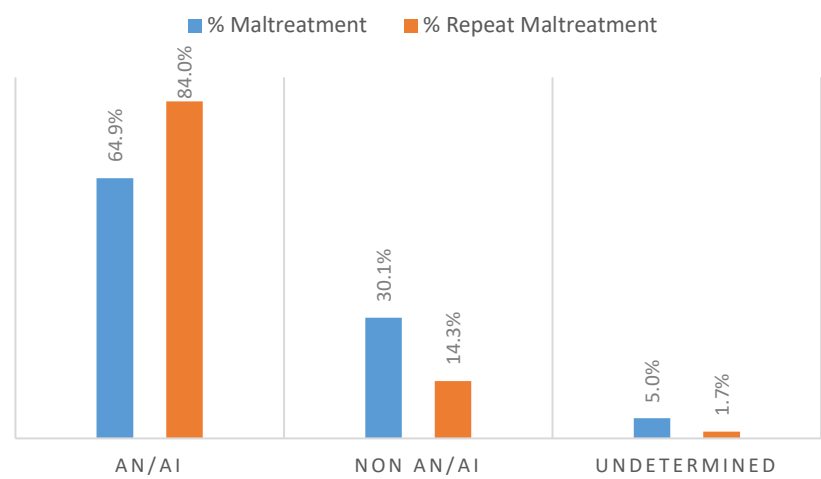


*Average months of all episodes OOH

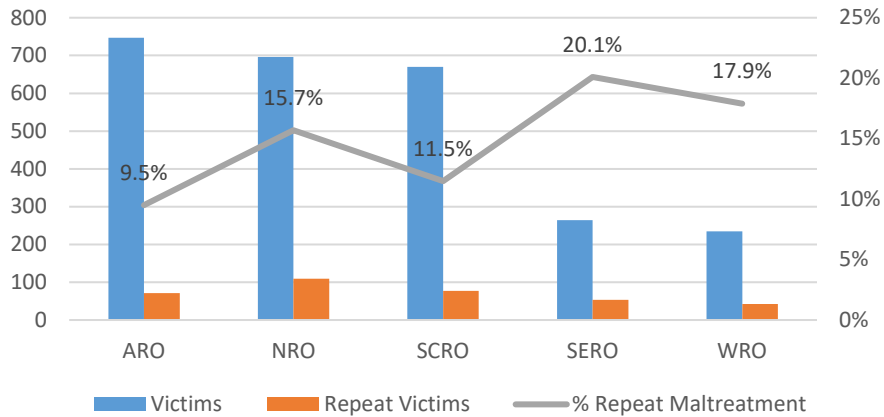
MALTREATMENT BY REGION CY17



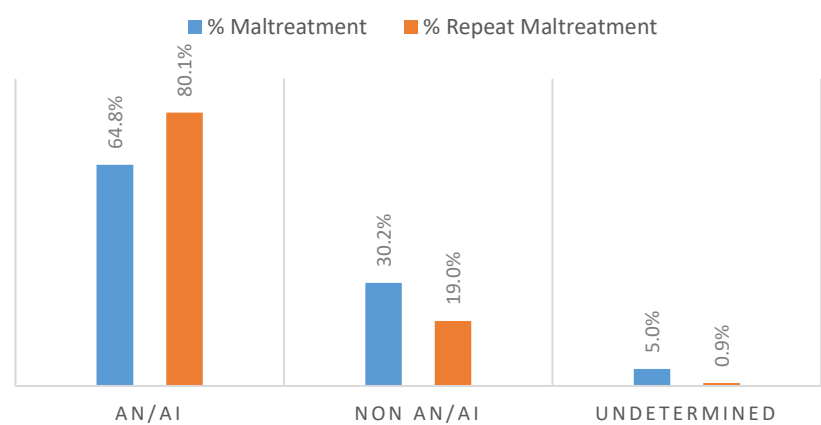
MALTREATMENT BY RACE CY17



MALTREATMENT BY REGION CY18



MALTREATMENT BY RACE CY18

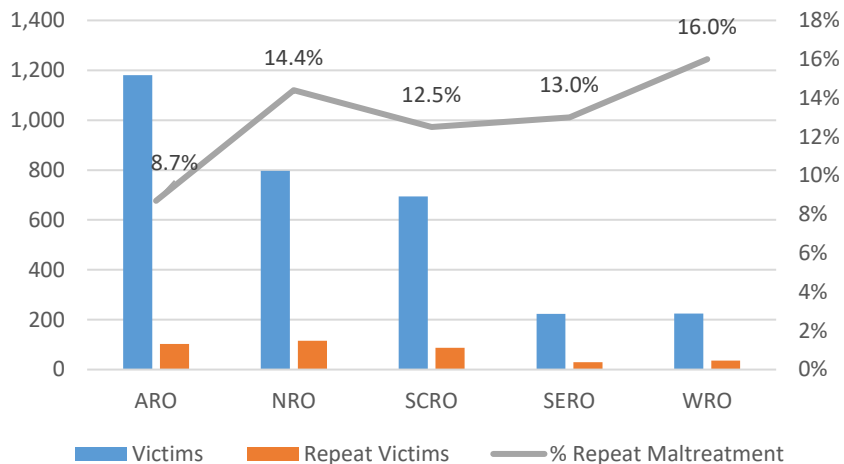


Victims - children with a substantiated allegation

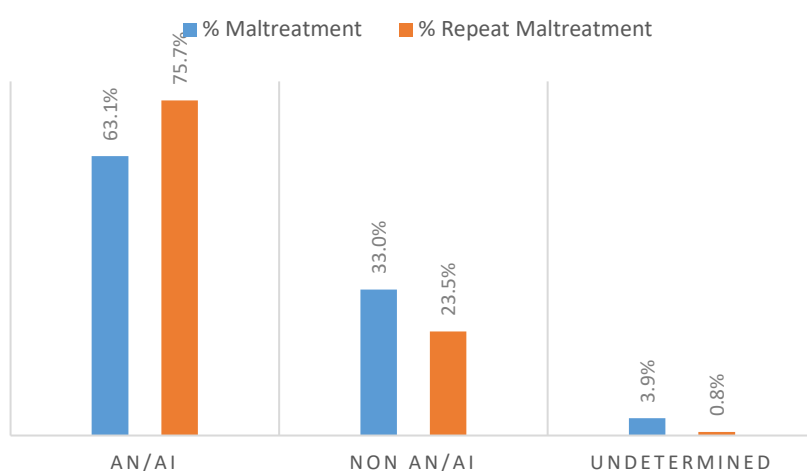
Repeat Victims - children with a previously substantiated allegation

Repeat Maltreatment - number of repeat victims out of the total victims during the reporting period

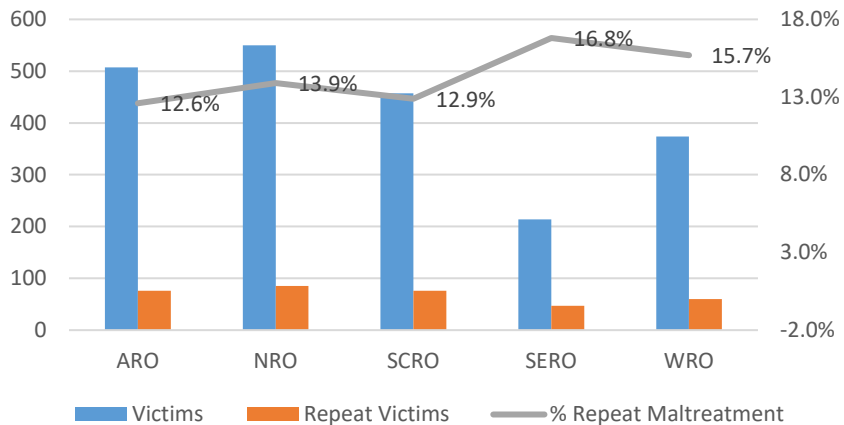
MALTREATMENT BY REGION CY19



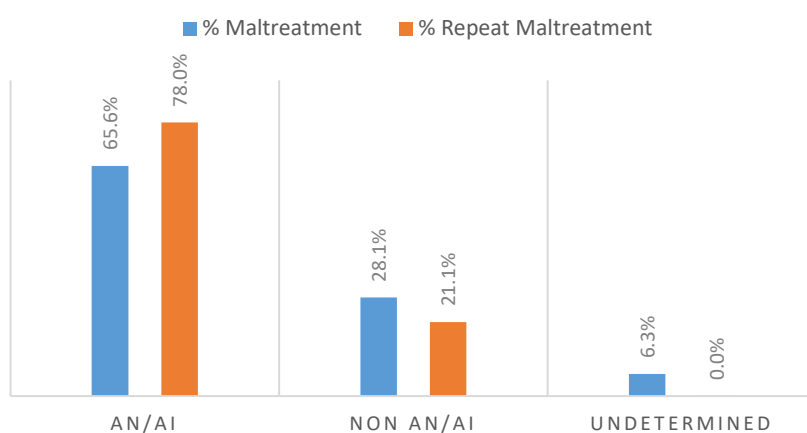
MALTREATMENT BY RACE CY19



MALTREATMENT BY REGION CY20



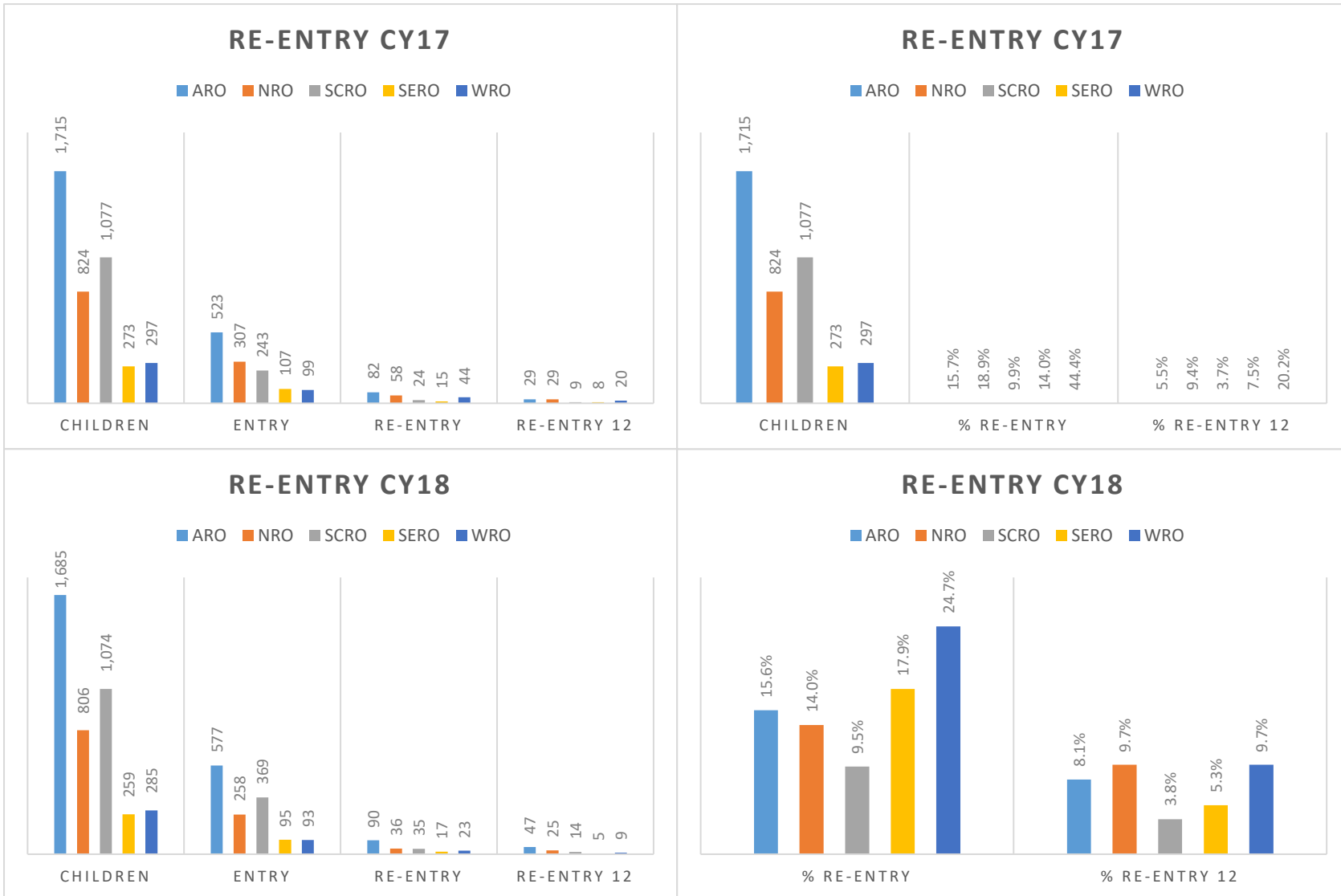
MALTREATMENT BY RACE CY20



Victims - children with a substantiated allegation

Repeat Victims - children with a previously substantiated allegation

Repeat Maltreatment - number of repeat victims out of the total victims during the reporting period

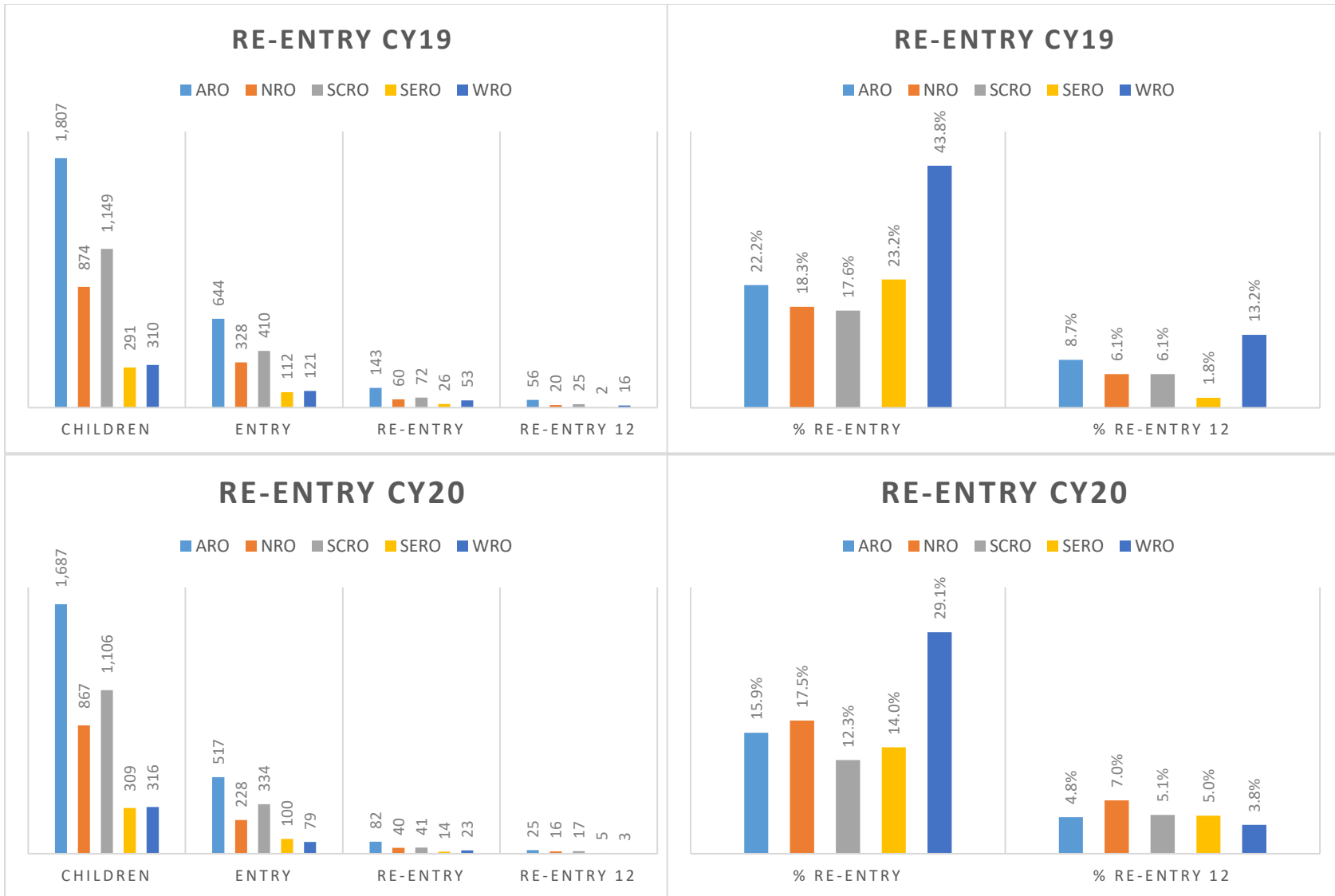


Children - distinct count of all children in an out of home placement during the reporting period

Entry - children removed from home during the reporting period

Re-entry - children removed from home during the reporting period with a previous removal at any time

Re-entry12 - children removed from home during the reporting period with a discharge within 12 months prior to their most recent reporting period removal date



Children - distinct count of all children in an out of home placement during the reporting period

Entry - children removed from home during the reporting period

Re-entry - children removed from home during the reporting period with a previous removal at any time

Re-entry12 - children removed from home during the reporting period with a discharge within 12 months prior to their most recent reporting period removal date

Children in OOH Care on 7/15/20

Total Children OOH: 3,147
 Total Children OOH with Previous Removal: 597 (19.0%)
 Total Children OOH with Current Case Plan: 2,642 (88.4%)
 Source: RR00161 and RR00072

Placement Setting for OOH on 7/15/20

Placement Setting	Anchorage	Northern	Southcentral	Southeast	Western
Group Home	53	41	54	7	10
Institution	33	27	25	9	8
Missing Documentation	5	0	1	0	0
Non-Relative Home	406	192	212	78	54
Pending Adoption Discharge	5	17	5	1	2
Pending Age Out discharge	3	3	1	0	1
Pending Deceased Discharge	0	0	0	0	0
Pending Emancipation Discharge	1	0	0	0	0
Pending Guardianship Discharge	1	0	0	0	0
Pending Released Discharge	1	5	2	2	3
Pending Tribal Discharge	6	2	1	1	0
Pre-Adoptive	39	41	21	10	8
Relative Home	545	230	385	98	99
Runaway	10	8	4	2	2
Supervised Independent Living	2	1	0	0	2
Unknown Independent Living	0	0	0	0	0
Trial Home Visit	130	79	71	12	42
Average OOH Placements on 7/15/20	3	4	3	3	5

Source: RR00059/OOH Placements

Children in OOH Care on 9/9/20

Total Children OOH: 3,067
 Total Children OOH with Previous Removal: 608 (19.8%)
 Total Children OOH with Current Case Plan: 2,363 (75.1%)
 Source: RR00161 and RR00072

Placement Setting for OOH on 9/9/20

Placement Setting	Anchorage	Northern	Southcentral	Southeast	Western
Group Home	54	48	53	8	8
Institution	41	21	31	10	11
Missing Documentation	2	0	5	3	1
Non-Relative Home	373	182	196	80	54
Pending Adoption Discharge	13	11	10	0	5
Pending Age Out discharge	2	1	2	0	0
Pending Deceased Discharge	0	0	0	0	0
Pending Emancipation Discharge	0	0	0	0	0
Pending Guardianship Discharge	1	0	0	0	1
Pending Released Discharge	0	1	1	2	1
Pending Tribal Discharge	1	0	1	0	0
Pre-Adoptive	38	33	19	6	6
Relative Home	551	222	379	100	100
Runaway	8	9	3	2	3
Supervised Independent Living	2	1	0	0	0
Unknown Independent Living	0	0	0	0	0
Trial Home Visit	128	77	80	11	36
Average OOH Placements on 9/9/2020	3	4	3	3	5

Source: RR00059/OOH Placements

Children in OOH Care on 1/12/21

Total Children OOH: 3,086
 Total Children OOH with Previous Removal: 606 (19.6%)
 Total Children OOH with Current Case Plan: 2,022 (65.5%)
 Source: RR00161 and RR00072

Placement Setting for OOH on 1/12/21

Placement Setting	Anchorage	Northern	Southcentral	Southeast	Western
Group Home	54	47	63	7	12
Institution	36	25	24	9	7
Missing Documentation	384	169	192	74	49
Non-Relative Home	0	0	0	0	0
Pending Adoption Discharge	7	9	11		
Pending Age Out discharge	3			2	
Pending Deceased Discharge			1		
Pending Emancipation Discharge		1			
Pending Guardianship Discharge	2				
Pending Released Discharge		1			1
Pending Tribal Discharge	2	2		1	3
Pre-Adoptive	2	2	5		
Relative Home	42	32	32	7	8
Runaway	509	205	357	111	116
Supervised Independent Living	8	9	6	3	3
Unknown Independent Living	2		1		1
Trial Home Visit	155	78	132	28	22
Average OOH Placements on 1/12/21	3	4	3	3	5

Source: RR00059/OOH Placements

Children in OOH Care on 4/19/21

Total Children OOH: 3,099
 Total Children OOH with Previous Removal: 616 (19.9%)
 Total Children OOH with Current Case Plan: 2,155 (69.5%)
 Source: RR00163 and RR00072

Placement Setting for OOH on 4/19/21

Placement Setting	Anchorage	Northern	Southcentral	Southeast	Western
Group Home	61	44	59	9	15
Institution	42	28	27	8	7
Missing Documentation	0	3			3
Non-Relative Home	355	170	202	83	56
Pending Adoption Discharge	14	14	16	1	1
Pending Age Out discharge	5	1			
Pending Deceased Discharge					
Pending Emancipation Discharge	2				
Pending Guardianship Discharge	2				1
Pending Released Discharge	1			1	2
Pending Tribal Discharge	2				
Pre-Adoptive	52	30	27	8	5
Relative Home	485	226	382	119	134
Runaway	9	11	7	1	
Supervised Independent Living	2				1
Unknown Independent Living					
Trial Home Visit	139	69	100	24	19
Average OOH Placements on 4/19/21	4	4	3	3	5

Source: RR00059/OOH Placements

CINA DATA

CINA Court Improvement Committee

January 22, 2021

1/20/2021

CINA Cases Filed in 1/1/20 - 12/31/20 with Adjudication Orders Entered

Court Time Standard: 98% of cases will be adjudicated within 120 days

Count of Cases		Time to Adjudication					
		w/in 120 days		w/in 150 days		w/in 180 days	
1JU	16	4	25 %	6	38 %	9	56 %

Count of Cases		Time to Adjudication					
		w/in 120 days		w/in 150 days		w/in 180 days	
1KE	11	4	36 %	5	45 %	7	64 %

Count of Cases		Time to Adjudication					
		w/in 120 days		w/in 150 days		w/in 180 days	
2KB	21	2	10 %	8	38 %	18	86 %

		Count of Cases	Time to Adjudication					
			w/in 120 days		w/in 150 days		w/in 180 days	
2NO	7		2	29%	3	43%	6	86%

		Count of Cases	Time to Adjudication					
			w/in 120 days		w/in 150 days		w/in 180 days	
3AN	125		16	13%	34	27%	58	46%

		Count of Cases	Time to Adjudication					
			w/in 120 days		w/in 150 days		w/in 180 days	
3KN	9		2	22%	6	67%	7	78%

		Count of Cases	Time to Adjudication					
			w/in 120 days		w/in 150 days		w/in 180 days	
3PA	54		18	33%	31	57%	38	70%

		Count of Cases	Time to Adjudication					
			w/in 120 days		w/in 150 days		w/in 180 days	
4BE	22		22	100%	22	100%	22	100%

		Count of Cases	Time to Adjudication					
			w/in 120 days		w/in 150 days		w/in 180 days	
4FA	37		11	30%	20	54%	26	70%

SFY 2020
7/1/2019 – 6/30/2020

FY20 4th Quarter - Other Activity Summary

Statewide		Qtr 1	Qtr 2	Qtr 3	Qtr 4	YTD Comp.	Annual Total
Felony PTRPs	Prev Yr	1,064	1,033	1,010	1,008	4,115	4,115
	Curr Yr	899	792	747	646	3,084	
	% Chg	-15.5	-23.3	-26.0	-35.9	-25.1	
Misdemeanor PTRPs	Prev Yr	529	356	523	276	1,684	1,684
	Curr Yr	412	260	378	212	1,262	
	% Chg	-22.1	-27.0	-27.7	-23.2	-25.1	
Delinquency PTRPs	Prev Yr	57	65	82	40	244	244
	Curr Yr	44	52	60	24	180	
	% Chg	-22.8	-20.0	-26.8	-40.0	-26.2	
Petitions to Terminate Parental Rights	Prev Yr	211	161	177	275	824	824
	Curr Yr	218	227	239	229	913	
	% Chg	3.3	41.0	35.0	-16.7	10.8	

Age of Pending CINA Cases

Data Refreshed: 1/12/2021 5:44AM

1st District													
Cases Pending	Days/Years Pending										Mean	Median	
	<180 Days		181-365 Days		1 to 2 Years		2 to 3 Years		Over 3 Years				
	Cases	%	Cases	%	Cases	%	Cases	%	Cases	%			
Juneau	100	13	13	23	23	37	37	18	18	9	9	618	525
Ketchikan	69	26	38	9	13	13	19	10	14	11	16	552	345
Petersburg	5	0	0	0	0	1	20	1	20	3	60	1095	1297
Prince of V	41	7	17	9	22	12	29	9	22	4	10	596	643
Sitka	33	3	9	7	21	8	24	15	45	0	0	597	537
Wrangell	2	0	0	0	0	2	100	0	0	0	0	436	436
District Total:	250	49	20	48	19	73	29	53	21	27	11	602	478

2nd District													
Cases Pending	Days/Years Pending										Mean	Median	
	<180 Days		181-365 Days		1 to 2 Years		2 to 3 Years		Over 3 Years				
	Cases	%	Cases	%	Cases	%	Cases	%	Cases	%			
Kotzebue	98	10	10	22	22	30	31	18	18	18	18	718	587
Nome	102	27	26	12	12	21	21	20	20	22	22	779	635
Utqiagvik	58	10	17	11	19	5	9	18	31	13	22	676	786
District Total:	258	47	18	45	17	56	22	56	22	53	21	733	628

1/12/21

Age of Pending CINA Cases

Data Refreshed: 1/12/2020 5:32AM

1st District													
Cases Pending	Days/Years Pending										Mean	Median	
	<180 Days		181-365 Days		1 to 2 Years		2 to 3 Years		Over 3 Years				
	Cases	%	Cases	%	Cases	%	Cases	%	Cases	%			
Juneau	110	25	23	25	23	32	29	18	16	10	9	522	408
Ketchikan	40	7	18	8	20	13	33	6	15	6	15	603	497
Petersburg	6	0	0	1	17	1	17	4	67	0	0	757	914
Prince of V	26	4	15	8	31	9	35	3	12	2	8	501	492
Sitka	38	9	24	2	5	22	58	0	0	5	13	524	463
Wrangell	3	2	67	0	0	1	33	0	0	0	0	224	70
District Total:	223	47	21	44	20	78	35	31	14	23	10	537	440

2nd District													
Cases Pending	Days/Years Pending										Mean	Median	
	<180 Days		181-365 Days		1 to 2 Years		2 to 3 Years		Over 3 Years				
	Cases	%	Cases	%	Cases	%	Cases	%	Cases	%			
Kotzebue	107	25	23	24	22	20	19	14	13	24	22	686	387
Nome	100	9	9	24	24	26	26	15	15	26	26	830	657
Utqiagvik	68	19	28	5	7	21	31	16	24	7	10	577	475
District Total:	275	53	19	53	19	67	24	45	16	57	21	711	519

1/12/20

1/12/21

3rd District		Days/Years Pending										Mean	Median
Cases Pending		<180 Days		181-365 Days		1 to 2 Years		2 to 3 Years		Over 3 Years			
		Cases	%	Cases	%	Cases	%	Cases	%	Cases	%		
Anchorage	1322	250	19	256	19	401	30	217	16	198	15	653	487
Cordova	1	0	0	1	100	0	0	0	0	0	0	328	328
Dillingham	71	11	15	7	10	25	35	14	20	14	20	759	644
Glennallen	15	5	33	1	7	4	27	1	7	2	13	444	345
Homer	31	4	13	2	6	9	29	4	13	11	35	894	620
Kenai	158	28	18	35	22	58	37	20	13	17	11	551	513
Kodiak	76	6	8	4	5	34	45	19	25	13	17	680	646
Naknek	14	0	0	1	7	4	29	3	21	6	43	1178	944
Palmer	496	135	27	84	17	135	27	78	16	64	13	571	447
Saint Paul	2	0	0	0	0	0	0	0	0	2	100	1962	1962
Seward	10	0	0	4	40	4	40	1	10	1	10	640	540
Unalaska	2	2	100	0	0	0	0	0	0	0	0	79	79
Valdez	12	5	42	0	0	1	8	3	25	3	25	849	676
District Total:	2210	446	20	395	18	675	31	360	16	331	15	638	493

4th District		Days/Years Pending										Mean	Median
Cases Pending		<180 Days		181-365 Days		1 to 2 Years		2 to 3 Years		Over 3 Years			
		Cases	%	Cases	%	Cases	%	Cases	%	Cases	%		
Aniak	8	0	0	5	63	0	0	0	0	3	38	1005	307
Bethel	176	48	27	19	11	36	20	23	13	50	28	908	525
Emmonak	33	1	3	6	18	8	24	8	24	10	30	940	733
Fairbanks	393	81	21	62	16	122	31	69	18	59	15	604	525
Hooper Ba	2	0	0	0	0	0	0	0	0	2	100	1174	1174
Saint Mary	15	5	33	1	7	1	7	6	40	2	13	717	1017
District Total:	627	135	22	93	15	167	27	106	17	126	20	716	539

Statewide Total		Cases	%	Cases	%	Cases	%	Cases	%	Cases	%	Mean	Median
3345	677	20	581	17	971	29	575	17	537	16	658	505	

1/12/20

3rd District		Days/Years Pending										Mean	Median
Cases Pending		<180 Days		181-365 Days		1 to 2 Years		2 to 3 Years		Over 3 Years			
		Cases	%	Cases	%	Cases	%	Cases	%	Cases	%		
Anchorage	1410	345	24	295	21	371	26	160	11	239	17	626	420
Cordova	1	0	0	1	100	0	0	0	0	0	0	236	236
Dillingham	70	18	26	14	20	18	26	6	9	14	20	599	467
Glennallen	12	6	50	0	0	2	17	0	0	4	33	616	341
Homer	34	5	15	9	26	7	21	2	6	11	32	677	377
Kenai	163	38	23	43	26	37	23	25	15	20	12	536	376
Kodiak	80	21	26	20	25	19	24	13	16	7	9	478	310
Naknek	14	0	0	4	29	3	21	0	0	7	50	921	850
Palmer	444	106	24	74	17	129	29	42	9	93	21	638	509
Saint Paul	2	0	0	0	0	0	0	0	0	2	100	1596	1596
Seward	23	0	0	8	35	9	39	0	0	6	26	668	429
Valdez	10	3	30	0	0	4	40	0	0	3	30	787	495
District Total:	2263	542	24	468	21	599	26	248	11	406	18	620	425

4th District		Days/Years Pending										Mean	Median
Cases Pending		<180 Days		181-365 Days		1 to 2 Years		2 to 3 Years		Over 3 Years			
		Cases	%	Cases	%	Cases	%	Cases	%	Cases	%		
Aniak	3	0	0	0	0	0	0	0	0	3	100	1907	1907
Bethel	190	56	29	25	13	29	15	13	7	67	35	872	655
Emmonak	32	8	25	1	3	9	28	5	16	9	28	750	441
Fairbanks	442	118	27	86	19	109	25	84	19	45	10	532	413
Hooper Ba	2	0	0	0	0	0	0	2	100	0	0	808	808
Saint Mary	17	3	18	5	29	6	35	0	0	3	18	559	651
District Total:	686	185	27	117	17	153	22	104	15	127	19	644	451

Statewide Total		Cases	%	Cases	%	Cases	%	Cases	%	Cases	%	Mean	Median
3447	827	24	682	20	897	26	428	12	613	18	627	438	

Alaska Court System
Count of Hearings 3/01 to 12/31
2018, 2019, and 2020
 by Hearing Location

Anchorage	2018	2019	2020
Felony	37,101	36,863	25,683
Misdemeanor	47,132	48,697	32,022
CINA	7,047	8,711	9,272
Delinquency	2,194	2,471	1,797
Domestic Relations	4,381	4,406	3,900
Probate	2,743	2,995	3,781
General Civil	4,307	4,647	3,417
Domestic Violence	4,824	4,752	3,935
Small Claims	401	388	258
Minor Offense	2,066	2,439	1,786
Total Hearings	112,196	116,369	85,851

Bethel	2018	2019	2020
Felony	4,531	5,530	4,811
Misdemeanor	4,214	5,017	4,836
CINA	1,385	1,454	1,461
Delinquency	564	734	524
Domestic Relations	119	162	117
Probate	191	224	327
General Civil	76	96	91
Domestic Violence	304	233	177
Small Claims	7	2	3
Minor Offense	61	93	41
Total Hearings	11,452	13,545	12,388

Fairbanks	2018	2019	2020
Felony	9,109	9,766	7,215
Misdemeanor	12,301	13,998	10,950
CINA	1,899	2,389	2,494
Delinquency	346	432	266
Domestic Relations	1,556	1,482	1,249
Probate	875	848	845
General Civil	795	862	664
Domestic Violence	814	812	740
Small Claims	112	106	78
Minor Offense	910	768	790
Total Hearings	28,717	31,463	25,291

Juneau	2018	2019	2020
Felony	3,205	3,409	3,052
Misdemeanor	5,525	6,284	5,148
CINA	554	614	590
Delinquency	224	171	148
Domestic Relations	389	465	410
Probate	214	233	222
General Civil	346	290	263
Domestic Violence	655	478	338
Small Claims	31	21	14
Minor Offense	388	300	288
Total Hearings	11,531	12,265	10,473

Ketchikan	2018	2019	2020
Felony	1,329	1,251	1,014
Misdemeanor	1,760	2,888	2,190
CINA	194	204	316
Delinquency	75	36	20
Domestic Relations	258	243	199
Probate	111	150	113
General Civil	138	147	119
Domestic Violence	173	189	161
Small Claims	15	6	13
Minor Offense	226	188	135
Total Hearings	4,279	5,302	4,280

Kotzebue	2018	2019	2020
Felony	2,584	2,705	2,144
Misdemeanor	2,568	2,378	1,720
CINA	388	460	511
Delinquency	125	126	57
Domestic Relations	57	62	35
Probate	30	42	25
General Civil	50	44	32
Domestic Violence	108	98	100
Small Claims	16	15	9
Minor Offense	51	54	48
Total Hearings	5,977	5,984	4,681

Nome	2018	2019	2020
Felony	1,649	1,764	2,212
Misdemeanor	3,261	3,352	4,285
CINA	437	511	783
Delinquency	140	130	100
Domestic Relations	53	50	42
Probate	59	71	50
General Civil	33	28	39
Domestic Violence	116	129	146
Small Claims	4	2	7
Minor Offense	173	130	243
Total Hearings	5,925	6,167	7,907

Palmer	2018	2019	2020
Felony	7,264	7,370	7,093
Misdemeanor	10,578	14,194	12,167
CINA	2,616	2,743	2,721
Delinquency	468	414	298
Domestic Relations	1,208	1,300	1,250
Probate	566	626	644
General Civil	763	844	804
Domestic Violence	707	739	815
Small Claims	115	96	101
Minor Offense	920	1,034	871
Total Hearings	25,205	29,360	26,764

SAVE THE DATE

Alaska Court Improvement Program (CIP)

Anchorage CINA Bench Bar Meeting

Friday, February 5, 2021

1:00 – 3:00 p.m.

Where: Zoom

<https://us02web.zoom.us/j/88003380220?pwd=Q0d3N3lly094Q0MrVXV2VXFZYWpnZz09>

Meeting ID: 880 0338 0220

Passcode: 5V5z3?eb

Who Should Attend:

Attorneys (AAGs, parent attorneys, and youth attorneys)

Guardians ad Litem and CASA Volunteers

Tribal Representatives (ICWA workers and attorneys)

OCS Supervisors and Staff

Judges and Magistrate Judges

Topics for Discussion:

- Work group progress on improving Anchorage CINA scheduling and case practice
- How to reduce the number of continued probable cause hearings
- Service of documents and proper notice of hearings to intervening tribes
- Other topics to be identified

DATA LINKS

Alaska Child and Family Services Plan – 2020-2024

http://dhss.alaska.gov/ocs/Documents/Publications/pdf/2020-2024_ACFPlan.pdf

Alaska Child and Family Services Review Round Three, Program Improvement Plan

<http://dhss.alaska.gov/ocs/Documents/Publications/pdf/PIP.pdf>

Annual Progress & Services Report

http://dhss.alaska.gov/ocs/Documents/Publications/pdf/2020_APSR.pdf

DHHS Children's Bureau: Child and Family Services Review 2017 Final Report

http://dhss.alaska.gov/ocs/Documents/Publications/pdf/2017_CFSR.pdf

Casey Family Programs State-by-State Data

<https://www.casey.org/state-data/>

Adoption and Foster Care Analysis and Reporting System (AFCARS) (Preliminary FY 2019 as of June 30, 2020)

<https://www.acf.hhs.gov/sites/default/files/documents/cb/afcarsreport27.pdf>

Tribal State Collaboration Group – Regional Data Indicators

<http://dhss.alaska.gov/ocs/Pages/icwa/indicators.aspx>

Alaska Court System Annual Statistical Reports FY 2007 – FY 2019

<http://courts.alaska.gov/admin/index.htm#annualrep>