



# **Alaska Court System Annual Report FY 2012**

**July 1, 2011 – June 30, 2012**

---

## Alaska Court Locations





CHRISTINE E. JOHNSON  
Administrative Director

## Alaska Court System

303 K STREET  
ANCHORAGE, ALASKA  
99501

(907) 264-0548  
FAX (907) 264-0881

The Alaska Court System is pleased to send you this copy of its FY 2012 annual report. As required by statute, we publish the annual report to present comprehensive statistical data on court operations as well as an overview of the year's work. This year we have adopted a new approach for the report, one that we hope reflects some of the complexity of Alaska court and government work.

The report describes court system operations throughout the entire state, in all four judicial districts. In addition to the statistical information detailing the flow of cases, we present descriptions of some of our most important programs and initiatives, both in the courtrooms and in the administrative arena. We also provide summary budget information, a discussion of technology advances, a review of the improvements to the physical plant, a glimpse into the civics education efforts of the judiciary, and a list of the most important awards garnered by court employees.

The Alaska Court System is committed to continuous review and improvement of its operations. The work detailed here reflects the leadership of Justice Walter Carpeneti, who completed his three-year term in the position of chief justice at the end of FY 2012. Under his leadership, we have continued to work closely with other state and federal agencies to foster effective stewardship of public resources.

We've designed this annual report to be both a reference tool and an addition to the historical record of the Alaska Court System. We hope you find it useful. It is also available on the court system's website.

Sincerely,

A handwritten signature in cursive script, appearing to read "Christine E. Johnson", is written over a light blue horizontal line.

Christine E. Johnson  
Administrative Director



---

# **Alaska Court System Annual Report FY 2012**

**July 1, 2011 – June 30, 2012**



---

© Copyright 2013 by the Alaska Court System.

Layout and compositing by Melissa S. Green, Justice Center, University of Alaska Anchorage.

Printed by Northern Printing, Inc., Anchorage, AK.



---

---

# Contents

<i>Alaska Court Locations (map)</i> .....	<i>inside front cover</i>
<b>Introduction to the Alaska Court System</b> .....	<b>1</b>
<b>What is a Court Case?</b> .....	<b>3</b>
<b>How are Judges Chosen?</b> .....	<b>4</b>
<b>Other Justice System Participants</b> .....	<b>5</b>
<b>The Alaska Supreme Court</b> .....	<b>6</b>
<b>Court of Appeals</b> .....	<b>7</b>
<i>Figure A. Alaska Court System Structure and Flow of Civil and Criminal Appeals</i> .....	<i>7</i>
<b>Trial Courts</b> .....	<b>8</b>
Superior Court.....	8
District Court.....	9
<b>Year in Review</b> .....	<b>11</b>
<b>Highlights of Court System Work</b> .....	<b>13</b>
Criminal Justice Working Group.....	13
Therapeutic Courts.....	13
PACE.....	15
Rural Courts: Circle Sentencing in the Fourth District.....	15
Alaska Court System and the Alaska Tribal Court Development Conference.....	16
Early Resolution Project.....	16
Juries.....	17
<b>Employee Development</b> .....	<b>20</b>
Training on Domestic Violence Issues.....	20
Language Assistants Program.....	20
<b>The Alaska Court System, Civic Education, and Other Outreach</b> .....	<b>21</b>
Supreme Court Live.....	21
iCivics.....	21
Law Day.....	21
Judges of Alaska — Historical Material via Project Jukebox.....	22
Success Inside and Out.....	23
<b>Advances in Technology</b> .....	<b>24</b>
Electronic Filing.....	24
MAJIC.....	24
<b>Improvements and Upgrades in Court System Facilities</b> .....	<b>26</b>
Courthouses.....	26
Improvements in Facility Security.....	26
<b>Budgetary Overview</b> .....	<b>28</b>
<i>Figure B. Alaska Court System Budget within State of Alaska FY12 Operating Budget</i> .....	<i>28</i>
<i>Figure C. Alaska Court System Budget and Other Justice-Related Agency Budgets, FY12</i> .....	<i>29</i>
<b>Awards of Note</b> .....	<b>30</b>
Award to Chief Justice.....	30
Recognition for Magistrate Judge.....	30

---

Court System Employee Awards.....	31
Employee Achievement.....	31
Customer Service.....	31
<b>Judges and Court Administrative Staff .....</b>	<b>33</b>
<b>Alaska Supreme Court .....</b>	<b>35</b>
<b>Statewide Court Administration .....</b>	<b>38</b>
<b>Court of Appeals.....</b>	<b>39</b>
<b>Clerk of the Appellate Courts.....</b>	<b>39</b>
<b>Trial Courts .....</b>	<b>40</b>
First Judicial District .....	40
Superior Court, First Judicial District.....	40
District Court, First Judicial District.....	41
Second Judicial District.....	41
Superior Court, Second Judicial District.....	42
Third Judicial District.....	42
Superior Court, Third Judicial District.....	43
District Court, Third Judicial District.....	45
Fourth Judicial District .....	47
Superior Court, Fourth Judicial District.....	47
District Court, Fourth Judicial District.....	48
Active Pro Tem Judges .....	49
Magistrate Judges .....	50
<b>Clerks of Court .....</b>	<b>51</b>
<b>Statistics .....</b>	<b>53</b>
<b>Table of Statistical Tables and Figures .....</b>	<b>55</b>
<b>Appellate Courts .....</b>	<b>59</b>
Alaska Supreme Court .....	63
Alaska Court of Appeals.....	67
<b>Statewide Trial Courts .....</b>	<b>69</b>
Superior Court Activity.....	75
District Court Activity .....	107
Other Activity.....	139
<b>Photo permissions .....</b>	<b>inside back cover</b>

---



---

# Introduction to the Alaska Court System



Tongass National Forest (First Judicial District)



Nesbett Courthouse, Anchorage (Third Judicial District)

---

## Introduction to the Alaska Court System

The government of the State of Alaska is divided into three separate but equal entities: the *executive branch*, the *legislative branch*, and the *judicial branch*. This division prevents the concentration of governmental power, by providing for checks and balances among the branches. The U.S. Constitution and the constitutions of most other states also require that governmental power be divided among three separate branches.

Although the terms *judicial branch* and *court system* are often used interchangeably, in fact, the judicial branch contains three separate entities: the *Alaska Court System*, the *Alaska Judicial Council* and the *Alaska Commission on Judicial Conduct*. Alaska has a unified, centrally administered court system, totally funded by the state. Municipal governments do not maintain separate court systems. There are four levels of courts in the

Alaska Court System, each with different powers, duties and responsibilities. The *Superior Court* and *District Court* are *trial courts*, which initially hear and decide court cases. The *Supreme Court* and *Court of Appeals* are *appellate courts*, which review and decide appeals from decisions made by the trial courts. Title 22 of the Alaska Statutes sets out the jurisdiction and responsibilities of each court.

The Supreme Court and the Superior Court were established in the Alaska Constitution. In 1959, the legislature created a District Court for each judicial district and granted power to the Supreme Court to increase or decrease the number of District Court judges. In 1980, the legislature created the Court of Appeals.

The Chief Justice of the Alaska Supreme Court is the administrative head of the Alaska Court System. An administrative director is appointed by the chief justice with concurrence of the Supreme Court. The director supervises the administration of all courts in the state.

The Supreme Court sets out the rules governing the administration of all courts and the rules of practice and procedure for civil and criminal cases.



Fort Yukon Courthouse (Fourth Judicial District)

### What is a Court Case?

A court case is a dispute that goes to court. The court is asked to decide (1) what the facts are, and (2) how the laws of Alaska apply to the facts. There are two main kinds of cases: civil cases and criminal cases.

*Civil law* deals with relationships between *individuals*. (A corporation is an “individual” under the law.) The word *suit* simply refers to a civil court case and *to sue* means to start a civil lawsuit. The State of Alaska, just like an individual, can bring a civil action. An example of a civil case

is a suit resulting from an automobile accident. One person sues another person for damages to the car or for personal injury due to the accident. Other examples of civil cases are suits to collect money, suits for divorce, and suits to recover property.

*Criminal law* deals with cases brought the federal, state, city, or borough government against a person who has done something against the interest of all people in the community. The government charges an individual with violating



a criminal law and brings a court action to decide guilt and impose a punishment. The charging of a person with a crime and bringing him to trial is called a *prosecution*. The prosecution for all cases under criminal law must be brought in the name of the federal, state, city, or borough government, even though the case may be started by the complaint of a private person — called the *complainant*. Some examples of crimes are murder, assault, disorderly conduct, and driving under the influence.

An event or action can result in both criminal and civil cases. For example, a person who steals a snow machine and wrecks it could be prosecuted by the state for the crime of theft and sued in a civil action for damages by the owner of the snow machine. The state, through the use of the courts, could bring a criminal action to punish the person through a fine, a prison term, or both. The owner could demand in a civil court case that the thief pay for the wrecked snow machine.



Barrow Courthouse (Second Judicial District)

## How are Judges Chosen?

The Alaska constitution provides for the selection of judges by merit; that is, judges are selected on the basis of their qualifications, rather than on their political or social connections. Alaska was one of the first states to adopt merit selection of judges. Today, over thirty other states select some or all of their judges in this way.

The Alaska Judicial Council, an independent citizens' commission, investigates and evaluates applicants for judicial positions for all courts except magistrate judge courts. The council sends the names of the most qualified applicants to the governor. The governor must make an appointment from this list. (Magistrate judges are selected according to a different process.)

After serving for a specified period of time, all justices and judges in Alaska must stand periodically for approval by voters on a non-partisan ballot in a general election. This is called *retention*. The Judicial Council evaluates the performance of judicial officers standing for retention election and provides detailed information to the public — possibly more than any other jurisdiction in the world — and makes recommendations to the voters regarding retention. In preparing its recommendations, the council surveys attorneys, peace and probation officers, court employees, and others regarding the conduct of individual judges.

---

---

## Other Justice System Participants

This introductory profile discusses the roles of justices, judges and magistrate judges in the court system. However, many persons who *are not* part of the court system are involved with the larger justice system. For example:

- A *plaintiff* is the person (or group, or corporation, etc.) who first brings a case to court and starts the court action.

- A *defendant* is the person (or group, or corporation, etc.) who is on the other side of the dispute that the plaintiff has brought to court.

- A *peace officer* or *law enforcement officer* (for example, a policeman or state trooper) is a person who is responsible for maintaining order, enforcing the law, and preventing and detecting crime. A peace officer is *not* employed by the judicial system, but instead works in the executive branch of government in the Department of Public Safety or for a city government.

- A *lawyer* (also called an *attorney*, *counsel*, or *counselor*) is a person who is trained in legal matters

and licensed to practice law. A lawyer acts on behalf of other people in legal matters, who are referred to as *clients*. A lawyer's main duty is to his or her client, although the lawyer must also meet other obligations. (For example, a lawyer cannot knowingly make a false statement in court, even at a client's request.)

Some lawyers have special titles. A lawyer who is appointed by the court to represent a defendant in a criminal case because the defendant cannot afford to hire his or her own lawyer is usually employed by the Public Defender Agency and referred to as an *Assistant Public Defender*. In general, a lawyer who represents the State of Alaska in a criminal case is an *Assistant District Attorney*, and a lawyer who represents the state in a civil case is an *Assistant Attorney General*. Any lawyer who represents state or local government in a criminal case may be called the *prosecutor* or the *prosecuting attorney*.



Kotzebue fishing boat (Second Judicial District)

---

## The Alaska Supreme Court

The Alaska Supreme Court is the highest level of state court in Alaska. It hears appeals from lower state courts and also administers the state's judicial system.

The Supreme Court includes the chief justice and four associate justices. The five justices, by majority vote, select one of their members to be the chief justice. The chief justice holds that office for three years and may not serve consecutive terms.

The Supreme Court hears oral argument in cases on a monthly basis in Anchorage, approximately each quarter in Fairbanks and Juneau, and on occasion in other Alaskan communities. The court prefers to hear oral argument in the judicial district where the case was originally heard by the trial court.

The court meets bi-weekly to confer on cases argued orally and cases submitted *on the briefs* – that is, without oral argument. The court decides the cases and publishes its decisions in one of three ways – as an *Opinion*, a *Memorandum Opinion and Judgment (MO&J)*, or an *Order*. Opinions explain in detail the legal reasoning supporting the decision and are published in the official *Pacific Reporter* and *Alaska Reporter*. Memorandum Opinions and Judgments also explain the legal reasoning but are not published in the official reporters. Orders rule summarily on the merits of cases or dismiss them, include little or no legal reasoning, and are not published in the official reporters.

Although MO&Js and most Orders are not published, they are available for public inspection at the office of the Clerk of the Appellate Courts. Current MO&Js are also available on the Alaska Court System website at <http://www.state.ak.us/courts> and through some subscription legal research services.

Under the state constitution, the Supreme Court establishes rules for the administration of all courts in the state and for practice and procedure in civil and criminal cases. The Supreme Court

also adopts rules for the practice of law in Alaska. The legislature may change the court's procedural rules by passing an act expressing its intent to do so by a two-thirds majority of both houses.

### Supreme Court Jurisdiction

The term *jurisdiction* means a court's legal power and authority to hear particular types of cases. The Supreme Court has final state appellate jurisdiction in civil and criminal matters as follows:

**Appeals** — The Supreme Court must accept appeals from final decisions by the Superior Court in civil cases (including cases that originated in administrative agencies).

**Discretionary Matters** — The Supreme Court may exercise its discretion to accept:

*Petitions for Hearing* of final appellate decisions of the Court of Appeals (criminal) or Superior Court (civil);

*Petitions for Review* of non-final orders by the Court of Appeals in criminal cases and the Superior Court in civil cases; and

*Original Applications* in matters for which relief is not otherwise available, including bar admission and attorney discipline matters and questions of state law certified from the federal courts.

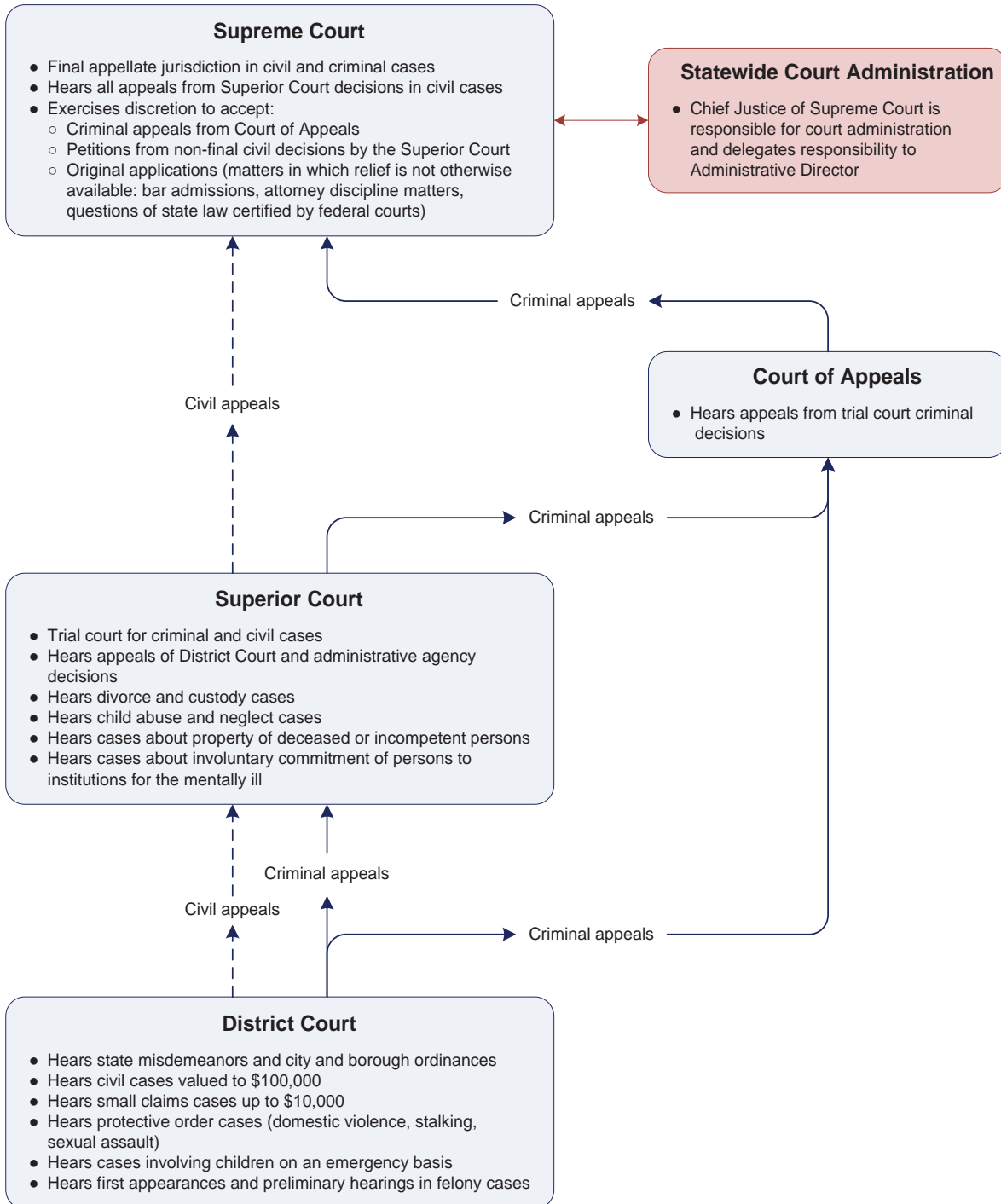


Rabinowitz Courthouse, Fairbanks (Fourth Judicial District)

## Court of Appeals

The Court of Appeals is a three-judge court consisting of a chief judge and two associate judges. The Court of Appeals was created in 1980 by the Alaska Legislature. The chief judge of the Court of Appeals is appointed by the chief justice to serve a two-year term.

**Figure A. Alaska Court System Structure and Flow of Civil and Criminal Appeals**





## Court of Appeals Jurisdiction

The Court of Appeals has jurisdiction to hear appeals in cases involving criminal prosecutions, post-conviction relief, juvenile delinquency, extradition, habeas corpus, probation and parole, bail, and the excessiveness or leniency of a sentence, as follows:

**Appeals** — The Court of Appeals must accept appeals from final decisions by the Superior Court or the District Court in criminal cases. These include *merit appeals* (issues concerning the merits of a conviction) and *sentence appeals* (issues

concerning the excessiveness or leniency of a sentence).

**Discretionary Matters** — The Court of Appeals may exercise its discretion to accept:

*Petitions for Review* of non-final orders from the Superior Court or the District Court;

*Petitions for Hearing* of final appellate decisions of the Superior Court on review of the District Court's decisions; and

*Original Applications* in matters for which relief cannot be obtained from the court through one of the above procedures.

## Trial Courts

Trial courts hear court cases when they are initiated and render decisions on the law and facts of cases that fall within their jurisdiction. The two levels of trial court in the Alaska Court System are the Superior Court and the District Court.

The trial courts in Alaska are divided among four judicial districts, whose boundaries are defined by statute. In January of each year, the Chief Justice of the Supreme Court designates a Superior Court judge from each of Alaska's

four judicial districts to serve as presiding judge for a term of one calendar year. The presiding judge, in addition to regular judicial duties, is responsible for the administration of the trial courts within the district, including assignment of cases, supervision of court personnel, efficient handling of court business and appointment of magistrate judges. Assisting the presiding judge with administrative responsibilities for each judicial district are the area court administrators.

## Superior Court

The Superior Court is the trial court of general jurisdiction. There are forty-two Superior Court judgeships throughout the state. The Superior Court has the authority to hear civil and criminal cases properly brought before the state courts, with the very limited exception of matters taken directly to the Supreme Court. As a matter of practice, however, the Superior Court does not routinely hear cases that may be brought in the District Court, a court of limited jurisdiction.

### *Superior Court Jurisdiction*

The Superior Court:

- is a trial court for both criminal and civil cases;

- serves as an appellate court for appeals from civil and criminal cases which have been tried in the District Court;
  - hears cases involving children who have committed crimes (juvenile delinquency) or who are abused or neglected (child in need of aid);
  - hears cases involving the property of incompetent or deceased persons;
  - hears cases involving involuntary commitment of persons to institutions for the mentally ill;
  - handles domestic relations matters; and
  - handles guardianships and conservatorships.
-

## District Court

The District Court is a trial court of limited jurisdiction. Its powers are narrower than those of the Superior Court. At the time of statehood in 1959, the legislature created a District Court for each judicial district and granted the Supreme Court the authority to increase or decrease the number of District Court judges within each judicial district. There are currently twenty-three District Court judges serving in three of the four judicial districts.

Magistrate judges are judicial officers of the District Court whose authority is more limited than the authority of a District Court judge. They preside over certain types of cases in areas of the state where the services of a full-time District Court judge are not required. Some magistrate judges serve more than one court location. Magistrate judges also serve in metropolitan areas to handle routine matters and ease the workload of the District Court judges. A magistrate judge is not required to be a lawyer.

### *District Court Judge Jurisdiction*

A District Court judge may:

- hear state misdemeanors and minor offenses and violations of city and borough ordinances;
- issue summonses, arrest warrants, and search warrants;
- hear first appearances and preliminary hearings in felony cases;
- hear civil cases involving claims not to exceed a value of \$100,000 per defendant;
- hear small claims cases (\$10,000 maximum for most cases; \$20,000 for wage claims brought by the Department of Labor);
- handle cases involving children on an emergency basis;
- hear domestic violence cases; and
- handle inquests and presumptive death hearings.



Dimond Courthouse, Juneau (First Judicial District)

### *Magistrate Judge Jurisdiction*

A magistrate judge may:

- hear trials of municipal ordinance violations, state traffic infractions, and other minor offenses;
- hold trials and enter judgments in state misdemeanors if a defendant agrees in writing to be tried by a magistrate judge;
- issue summonses, arrest warrants, and search warrants;
- preside over preliminary hearings in felony cases;
- hear formal civil cases (\$10,000 maximum);
- hear small claims cases (\$10,000 maximum for most cases; \$20,000 for wage claims brought by the Department of Labor);
- handle cases involving children on an emergency basis;

- hear domestic violence cases;
- handle inquest and presumptive death hearings;
- issue writs of *habeas corpus* (challenges to the legality of a person's confinement);
- solemnize marriages and perform notary public duties;
- act as a hearing officer to review an administrative revocation of a driver's license;
- enter a judgment of conviction if a defendant pleads guilty or no contest to any state misdemeanor; and
- conduct extradition (fugitive from justice) proceedings.



Glennallen Courthouse (Third Judicial District)

---

---

# Year in Review



Selawik River (Second Judicial District)





Kuskokwim River (Fourth Judicial District)

---

## Year in Review

The Alaska court system serves thousands of individuals each year, from many different communities across a vast geographical space. The immense scope of its responsibilities has made it imperative that the Alaska Court System continuously seek to improve the way it serves the state's residents — in its courtrooms in both civil and criminal processes and through its other contacts with the public.

In this segment of the annual report, we are presenting an overview of some of the most important programs and initiatives from FY

2012. We describe several of the most important court developments both in the courtrooms and in the administrative arena, many of which have involved close partnerships with other justice-related state and federal agencies. We also present summary budget information, a discussion of important technology advances, a review of the improvements to the physical plant, a glimpse into the civics education efforts of the judiciary, and a list of the most important awards garnered by court employees.

### Highlights of Court System Work

#### Criminal Justice Working Group

The Alaska Court System plays a leading role in the work of the Criminal Justice Working Group (CJWG). The heads of all the major state justice-related entities and other upper-level administrators meet regularly as members of the CJWG. Together they develop long-range policies and resolve the shorter-term problems that arise during the day-to-day work of the criminal justice system. An Alaska Supreme Court Justice and the Alaska Attorney General co-chair the CJWG, with the Administrative Director of the Alaska Court System heading one of the two main committees — the Efficiencies Committee. The Deputy Director of the Alaska Court System sits on the other main committee — Prevention and Recidivism. The group receives funding from the legislature for its work. It is staffed by the Alaska Judicial Council.

The Efficiencies Committee is currently addressing a number of issues that involve the court system. It is promoting a pilot project in Juneau that permits electronic discovery. Electronic transmission of information will make

exchange faster and much less expensive. It will also make it possible to track discovery more accurately.

In further work that directly affects the court system, the committee is working with the therapeutic courts on the complexities that arise in those courts. It is also developing a better process for obtaining and handling competency evaluations in the criminal justice process.

It is also working on a governance structure for the exchange of data among agencies in the justice process and studying how to make the reporting of criminal justice data across all agencies more consistent.

The cooperation established through the CJWG has contributed to the effectiveness of many of the court system initiatives and programs that are discussed later in this annual report.

*...inter-branch cooperation is the key to ensuring the health and strength of our justice system. The people of Alaska benefit most when we work together....*

*— Chief Justice Walter L. Carpeneti,  
State of the Judiciary, Feb. 29, 2012*

#### Therapeutic Courts

Since criminal defendants with mental illness or alcohol or drug abuse problems tend to reoffend if their problems go untreated, the court

system has established a number of therapeutic courts throughout the state. These courts use an alternative justice model — a collaborative

approach that incorporates an element of therapy into the court process. Qualified defendants convicted of certain offenses can choose to participate in a court-supervised treatment program. Successful completion of the program will usually result in less jail or prison time than would ordinarily be required for the offense. A court team, including the judge, prosecuting and defense attorneys, substance abuse or mental health treatment provider, and others, work together to establish a system of sanctions and incentives that will structure a defendant's program. Members of the team monitor progress, and the defendant appears regularly in court for

*Slowing down the revolving doors of our courts and jails would free up countless resources for other good purposes, both within the justice system and without. And figuring out what works to inspire former offenders to lead law-abiding lives would give us a huge advantage in improving the health and safety of our communities.*

— Chief Justice Walter L. Carpeneti,  
State of the Judiciary, Feb. 29, 2012

status hearings. If an offender drops out or is unable to complete the therapeutic program, the initial sentence for the offense is imposed immediately.

The first therapeutic court — the Anchorage Coordinated Resources Project — was established in 1998. It handles misdemeanor offenders with mental illness, developmental disabilities, and other related disorders. Similar courts were later established in Palmer and Juneau.

The therapeutic model has since proven to be flexible for use with other types of defendants. Various courts in Anchorage — collectively termed the Wellness Courts — handle defendants convicted of felony and misdemeanor DUI and other alcohol-related offenses, as well as non-violent felony drug and drug-related offenses. Similar courts dealing with the same types of offenders now also operate in Bethel, Ketchikan, Fairbanks, and Juneau.

a court handles defendants diagnosed with, or suspected of having, Fetal Alcohol Syndrome or Fetal Alcohol Spectrum Disorders. In Fairbanks, a therapeutic court focuses on juvenile offenders with mental illness, developmental disabilities, and related disorders.

The results of a study of participants in the alcohol and drug therapeutic courts found that, in general, participants in these programs had lower rearrest and reconviction rates than those offenders handled through the ordinary court process. The study, which was conducted by the Alaska Judicial Council and the Institute for Social and Economic Research (ISER) at the University of Alaska Anchorage, looked at over 300 participants in drug and alcohol therapeutic courts in Anchorage, Juneau, Ketchikan, and Bethel. The study specifically found that any participation in a therapeutic program by felons — whether an offender successfully completed the program or not -- was associated with lower recidivism rates. For misdemeanants, graduation from the court program was associated with less recidivism.

Additional therapeutic courts for similar target populations are in the planning stage for Kenai, Bethel, and Palmer.

Funding from the Mental Health Trust Authority has contributed to the development of the therapeutic courts.

\* \* \*

Although not a therapeutic court, the Operating Without License (OWL) court, in conjunction with the Division of Motor Vehicles, assists offenders with regaining their drivers' licenses under similar court monitoring.

\* \* \*

These courts illustrate the ways in which the court system is working with other sectors of the justice system to use resources more effectively. The PACE program described in the next segment also involves such close cooperation. Both the therapeutic courts and PACE have benefited from having an evaluative element incorporated in their design. This provides the feedback necessary to refine the programs.



## PACE

The court system has continued its participation in PACE — Probation Accountability with Certain Enforcement — a program conceived several years ago in response to the rising number of petitions to revoke probation (PTRP) being processed through the courts. These petitions, triggered when a convicted offender violates the terms of probation, require the expenditure of significant judicial, correctional, prosecutorial, and defense resources. PACE is modeled after a very successful program in Hawaii (HOPE). It works on the premise that the imposition of an immediate sanction for certain targeted types of probation violations — primarily involving drug use — might result ultimately in a decrease in these types of violations as well as reduce recidivism in general. A substantial amount of research indicates that if sanctions are certain to be imposed, and if they are imposed as close as possible in time to the triggering event, they are far more effective in reducing recidivism than if their imposition is postponed.

The PACE program involves the collaboration of the court system, the Department of Corrections, defense attorneys, the Department of Law, and law enforcement agencies.

The Anchorage probation office selects PACE participants from those who are considered at risk for not complying with the conditions of their probation and who have drug or alcohol testing as a specific requirement of probation. Participants appear for an initial warning hearing during which the judge explains the strict requirements under which they will serve their probation. They cannot opt out of the program. They meet

with their probation officers regularly and undergo frequent, randomized drug testing. Failure to keep an appointment, pass a drug test, or appear for a scheduled drug test results in an immediate arrest or issuance of an arrest warrant. The judge imposes a short jail term for the violation — generally two to three days. A second violation results in another immediate sanction. Further violations typically result in an increased emphasis on treatment.

The Anchorage Police Department gives priority to warrants issued under PACE. The Alaska State Troopers and Federal Marshals also participate in enforcing the warrants, as needed.

An initial, limited evaluation conducted by the Alaska Judicial Council and the Institute for Social and Economic Research at the University of Alaska Anchorage indicates some positive results for the program, with participating offenders showing fewer drug violations.

The program is being expanded to Palmer for felony offenses. A pilot project focused on misdemeanor domestic violence offenders is operating in Fairbanks.

*“Smart justice” means weighing — in every criminal case — the likely effectiveness of the actions we take. Further, it means considering the costs of these actions — to our resources, to public safety, and to the collective human potential of our citizens. In practice, it means making criminal justice decisions that reserve our most costly response to crime — prison time — for those cases where other less-costly alternatives will not effectively protect the public or rehabilitate the perpetrator.*

— Chief Justice Walter L. Carpeneti,  
State of the Judiciary, Feb. 29, 2012

## Rural Courts: Circle Sentencing in the Fourth District

The isolation of small rural Alaska Native communities across vast distances has always presented challenges to the Alaska Court System. In the Yukon-Koyukuk region in the Fourth District, the Galena District Court has begun to use sentencing circles in certain types of cases. As an approach that recognizes the dynamics

of village life — the cultural differences, the remote locations, the limited resources for law enforcement and counseling, the tiny, closely related populations — circle sentencing may hold potential for reducing recidivism among offenders. The Alaska Native prison population is very high. While around seventeen percent of the

general population is Alaska Native, close to forty percent of the state prison population is Native, and many are repeat offenders.

*The benefit of having the court system operate in a village goes far beyond the outcome of an individual case. Visits have helped foster mutual respect among the state, local, and tribal leaders involved in justice delivery, and have helped build greater community trust and confidence in the ability of our justice system to serve rural areas fairly and adequately.*

— Chief Justice Walter L. Carpeneti,  
State of the Judiciary, Feb. 29, 2012

the circles supply information and suggestions that help the court fashion sentences appropriate to the defendant's situation in the village.

Since 2010, circle sentencing has been used

in Galena, Huslia, Tanana, and Nulato with a number of misdemeanor cases, many of which have involved alcohol.

The prosecutor, the public defender, and tribal entities are supporting the use of circle sentencing in villages throughout the region. Judges and magistrate judges from other areas are now also expressing interest in this approach.

The guidelines and procedures for sentencing circles vary but are generally simple. Community residents sit in a circle as equals to discuss the situation of a particular offender; they take turns speaking and listening, and through consensus, make recommendations. The judicial officer uses the circle recommendation, in conjunction with state sentencing criteria, to set the most appropriate conditions for a particular defendant in the village world.

The court has also used the circle technique in meetings in Tanana, Huslia, and Nulato as a way of discussing general issues related to the court system in these communities.

### **Alaska Court System and the Alaska Tribal Court Development Conference**

A panel of state court judges participated in the 27th Annual Alaska Tribal Court Development Conference in Fairbanks in August 2011. The conference drew together tribal court judges, clerks of court, Native village representatives, and tribal administrators as well as representatives from state and federal agencies. The agenda included presentations and discussions on restorative justice, tribal court procedures, and state tribal relations. Representing the Alaska Court System were Supreme Court Justice Daniel Winfree, Superior Court Judge Randy Olsen, and Magistrate Judges Christopher McLain, Alicemary Rasley, and Dacho Alexander.

### **Early Resolution Project**

In an approach now being studied by other state courts across the country, the Alaska Court System's innovative Early Resolution Project (ERP) employs a collaborative model in settling eligible divorce and custody cases. The program was established in 2009 to help divorcing couples, particularly those with children, avoid the expense and stress of prolonged litigation as well as to channel court resources more effectively. Rather than argue against each other at trial, parties involved in the ERP engage in negotiation with

the assistance of attorneys, court mediators or a settlement judge to settle the divorce and custody issues.

The court screens new family law cases to determine if they are appropriate for the ERP. A judge reviews the contested issues and evaluates the likelihood of settling any or all of the issues through negotiation. The court schedules six to eight referred cases for a three-hour hearing block twice a month in Anchorage and once a month in Palmer and Juneau.

## Juries

Over 30,000 individuals appeared for jury duty in Alaska courts in FY 2012. This figure includes those called for grand jury duty as well as for trial juries. Close to 5,000 individuals were impaneled as trial jurors. The FY 2012 jurors were summoned to court locations spread out over nearly 600,000 square miles — from Barrow on the Arctic Ocean to Ketchikan and Craig in Southeast; from Nome, Emmonak, and Kotzebue on the Bering Sea to Kodiak on the Gulf of Alaska and to Delta Junction in the Interior. They were summoned randomly from lists for each court according to a system structured by the state statutes and the Alaska Rules of Court.

The court system's online jury management system, Jury View, was phased in throughout the state between 2007 and 2011. It allows local courts to manage their own jury pools, while also permitting central administration from Anchorage. In general, qualified residents from communities within fifty miles of a trial site can be called for jury service. Residents of villages falling beyond the fifty-mile radius are usually not called. For specific situations where it is necessary to summon possible jurors from one of these more remote villages, the court system can expand the boundary.

In compiling the list of potential jurors the court administration periodically mails a qualification questionnaire to randomly-selected eligible residents. As a practical matter, the court system assembles its master eligibility list primarily via the Permanent Fund Dividend application list. To serve on a jury, an individual must be at least eighteen years old, a U.S. citizen, an Alaska resident, of sound mind, and able to read or speak English.

Generally, each juror receives twenty-five dollars a day — beginning with the second day of jury duty — and reimbursement for mileage and travel costs. If it is necessary for a juror to fly or travel by boat, the court makes travel arrangements. For FY 2012, juror pay totaled slightly less than one million dollars, and travel costs, about three-quarters of a million dollars.

In an effort to expand public understanding of the importance of jury service, the Alaska Court System sponsors Juror Appreciation Week each autumn. Judges and staff at court locations throughout the state organize events highlighting the role of juries in the delivery of civil and criminal justice.

**THEY FOUGHT FOR IT**

... For depriving us, in many Cases, of the Benefits of Trial by Jury...

**NOW YOU CAN DO YOUR PART**  
**JURY SERVICE**  
 An American Ideal  
 Thank You, Jurors!

Volunteer attorneys are available at the hearing to provide unbundled legal services to parties in the cases. In other words, the attorneys provide advice to their clients only for the ERP hearing. They negotiate with the opposing party's volunteer attorney to see what agreements can be reached. Court mediators are also available to assist the litigants.

Alaska Pro Bono handles volunteer attorney coordination, training, and recruitment. The Alaska Attorney General supports the involvement of Assistant Attorneys General (AAG) in this project, and the court's Child Custody Visitation Mediation Program (CCVMP) provides mediators.

If the parties reach an agreement, the assigned ERP settlement judge memorializes it for the record. Appropriate orders, including the child support order, are issued at the conclusion of the hearing, and the parties receive the paperwork while they are still in the courtroom.

In those cases with no disputed issues or relatively few or simple issues, no volunteer attorneys or mediators are used; rather, the assigned ERP hearing judge acts as a settlement judge at the hearing.

The Early Resolution Project has proven to be effective: Over 50 percent of eligible cases have passed through ERP, with a 98 percent appearance rate for parties. Of the 400 family law cases assigned to the project as of December 2012, 80 percent have settled without going to trial.

In 2013, the court system will implement the ERP in Fairbanks.

### ***Screening Considerations***

ERP screening considers the type and complexity of issues to be resolved as well as any criminal history or any history or allegation of domestic violence between the couple. Likely cases include those in which:

- The parties appear to agree in their complaint and answer; or
- Any disagreements are relatively simple

and a workable solution seems obvious – for example, cases with legal custody or uncomplicated physical custody issues and few or low-value assets or debts.

- The parties agree on the custody and visitation arrangement but the child support amount is in question.
- There are only minor property issues involving household items, car loans, credit card debt, or some medical bills, although marital homes and retirement accounts have also been addressed in many cases.

Cases likely to be screened out as not appropriate for the program include those in which:

- Neither party can appear in person at the hearing. Requiring both parties to participate telephonically is logistically difficult.
- There has been recent and serious domestic violence -- especially if there are minor children involved in the case.
- A party has an extensive criminal case history.
- There are unaddressed serious drug or alcohol abuse allegations.
- There are unaddressed serious mental health allegations.
- There are issues that require evidentiary findings, such as paternity disestablishment.
- Parties have complicated financial situations. For example, they own a business that needs to be divided.

The ERP benefits to the litigants include:

- Parties have access to early resolution, with assistance from a volunteer attorney, mediator, or settlement judge.
  - Parties engage in a private, reality-check conversation in private when working with an attorney or mediator.
  - Interim or final child support orders are issued.
-



- Retirement and health insurance issues are not overlooked.
  - Private consultation with a lawyer can bring to light issues that parties may not think are relevant — for example, property, retirement, tax, and medical benefit issues; the presence of coercion; the existence of a pregnancy involving another person.
  - With a mini-legal diagnosis at the ERP hearing, parties can make an informed choice whether to hire an attorney for further assistance.
  - The consultations with lawyers in the ERP include enforcement analysis, resulting in orders crafted to avoid obvious enforcement pitfalls.
  - Parties receive advice on post-judgment issues, particularly later child-support modifications.
- Parties are guided to the proper resolution method for the case.
- From the court's perspective, the benefits also include:
- The parties' access to some legal advice or mediation results in more satisfaction and confidence in settlement outcomes.
  - Early resolution of straightforward cases frees judicial resources for complex cases.
  - With the file handled fewer times, administrative time is reduced.
  - Accurate child support orders are issued at the hearing.
  - Final documents are fully completed at the hearing and service is perfected in person, thus eliminating the need to mail orders.
  - The attorney-assisted triage eliminates tension about the court's neutrality in settlements.



Unalaska (Third Judicial District)

## Employee Development

### Training on Domestic Violence Issues

With funds from the Mental Health Trust Authority, the court system has been able to expand its education of employees on issues surrounding the problem of domestic violence. In FY 2012 the Family Law Self-Help Center worked in partnership with the Alaska Network on Domestic Violence and Sexual Assault, local law enforcement, and local domestic violence prevention programs to offer training at Superior Court locations throughout the state. In addition, all clerks of court received the training at the

annual clerks conference.

The program partners covered the different components of the domestic violence issue. They presented information about local domestic violence services and shelters; discussed the dynamics of domestic violence and the scope of the DV protective order law; described the police role in serving respondents with protective orders and responding to violations of the orders; and talked about the special responsibilities of court staff in DV protective order cases.

### Language Assistants Program

The Alaska Court System has established a program that uses the language skills of its bilingual employees to assist the many Alaskans with limited English proficiency. It is one of the first courts in the country to develop such a program.

Language assistants provide basic help when a customer of limited English proficiency first contacts the court at the front counter or over the phone. They explain basic court procedures and provide directions to courtrooms, offices, and other buildings and agencies. The assistants do not interpret in the courtroom — where highly specialized training and a command of a legal

vocabulary are required — but rather they serve to orient the customer. They may identify the language spoken by the customer or the language in a document being submitted so that a trained interpreter or translator can be contacted for more in-depth assistance.

Bilingual court employees willing to serve as language assistants attend a two-day training seminar and continue their development through ongoing teleconferences. In FY 2012, these employees enabled the court system to offer assistance in at least eight different languages — Yup'ik, Tongan, Tagalog, Spanish, Samoan, Latvian, Greek, and French.



Nome (Second Judicial District)

---

## The Alaska Court System, Civic Education, and Other Outreach

The programs described in this section illustrate some of the ways in which the judiciary and other Alaska Court System employees

promote civic education, in an ongoing effort to explain the fundamental work of the courts to Alaskans.

### Supreme Court Live

For several years, as part of its civic education effort, the Alaska Supreme Court has heard oral arguments in high schools in different communities in the state.

In FY 2012, the court heard arguments in *State of Alaska, Department of Natural Resources v. Exxon Mobil Corporation, Operator of the Point Thomson Unit; BP Exploration (Alaska) Inc.; Chevron U.S.A., Inc.; ConocoPhillips Alaska, Inc.* (Supreme Court No. S-13730) in front of an audience of over 800 at West High School in Anchorage. In Fairbanks, the court heard arguments in *Yi v. Yang* (Supreme Court No. S-13427) in front of over 500 students and teachers at Lathrop High School.

These sessions were made available to

audiences in other locations through Juneau station KTOO as part of its Gavel-to-Gavel program. The court system has now also begun to include closed-captioning for the hearing tapes.

In the weeks before the oral arguments volunteer attorneys presented an overview of the legal system and the appellate process to students in both cities and discussed the issues involved in these particular cases.

*Unless the public understands the neutral nature of the judge's role, and the reasons why this role is so important in protecting everyone's freedom and liberty, we will be perceived as just another partisan political actor in a partisan political landscape.... If this happens, the public's trust and confidence in the ability of our courts to act fairly and impartially will be mortally wounded, and our founders' enlightened dream of a government devoted to the rule of law will be badly shaken, if not destroyed.*

— Chief Justice Walter L. Carpeneti,  
Law Day luncheon May 2, 2012

### iCivics

iCivics is an online education program designed by retired U.S. Supreme Court Justice Sandra Day O'Connor to instruct young people in the fundamentals of the democratic system. Concerned by a widespread decline in general public understanding of the structure of the U.S. government, Justice O'Connor has sought to reverse the decline by promoting educational materials on a web-based platform available throughout the country at [www.icivics.org](http://www.icivics.org). She believes that to secure the stability of the democratic system, it is necessary for the next generation to be knowledgeable about its principles and day-to-day operations.

Justice O'Connor travels widely to promote the program. Her most recent trip to Alaska was in September 2012. She has established a national leadership team of state supreme court justices, secretaries of state, educational leaders, and volunteers. In FY 2012 Alaska Chief Justice Walter Carpeneti served as the Alaska iCivics Chair and Barbara Hood, Communications Counsel for the Alaska Court System, served as Alaska iCivics Coordinator.

### Law Day

Law Day celebrates the nation's heritage of liberty under the rule of law. Inaugurated by a special resolution of the U.S. Congress in 1961,

it takes place throughout the country on May 1. In Alaska the courts hold Law Day-related events from March through May.



For the 2012 Alaska Law Day, Chief Justice Walter Carpeneti provided the keynote address at the annual luncheon hosted by the Alaska Bar Association. He commented that the Law Day theme — “No Courts, No Justice, No Freedom” — challenged judges and attorneys to “reach out to our communities to explain the role courts

play in protecting the freedoms we enjoy. And it provides an opportunity to affirm the essential duty of courts, which is to act independently of the other branches of government and render decisions fairly and impartially, based on the facts and the law of each case, without fear or favor.”

### Judges of Alaska — Historical Material via Project Jukebox

A collection of material on the history of the Alaska judiciary since territorial days is now available through Project Jukebox at the University of Alaska Fairbanks. Project Jukebox is the digital component of the Oral History Program of the Rasmuson Library at UAF.

The site — Judges of Alaska ([jukebox.uaf.edu/site7/project/70](http://jukebox.uaf.edu/site7/project/70)) — provides access to a wealth of material on the history of the judicial system. The collection includes audio and video recordings, transcripts, maps, photographs, and films drawn from the archives of the court system and the Alaska Bar Association as well as from other agencies and from the personal papers and collections of individuals associated with Alaska’s judicial system. In the collection are interviews with people such as Judges Roy Madsen and Nora Guinn and Justice Buell Nesbett. The project is continually expanding the collection. Among the more recent additions is an interview with retired Justice Warren Matthews, conducted in early 2012.



**Officials of U. S. District Court, Valdez, Alaska, Judge E. E. Cushman presiding** (circa 1896–1913). University of Alaska Fairbanks archives (UAF-1975-84-453).



**First court system of the State of Alaska — swearing-in ceremony of first Alaska superior court judges, Juneau, Nov. 27, 1959.** Seated (left to right): Walter Hodge; Buell A. Nesbett; and John H. Dimond. Standing (left to right): Walter E. Walsh; Harry O. Arend; J. Earl Cooper; Everett W. Hepp; Hubert A. Gilbert; James A. von der Heydt; Edward V. Davis; and James M. Fitzgerald. University of Alaska Fairbanks archives (UAF-1976-21-55148).

---

## Success Inside and Out

Among the outreach efforts of the Alaska Court System in the area of criminal justice is the Success Inside and Out program — a yearly conference organized for women inmates to prepare them for life after prison. Because many fewer women are incarcerated than men, they tend to receive less attention, with fewer resources directed at their reentry. Success Inside and Out brings together women judges and other professionals, as well as representatives from organizations such as the Alaska Native Justice Center, for a day of intense focus on the needs of women soon to be released.

The program has been offered annually at Hiland Mountain Correctional Center since 2006. The court co-sponsors Success Inside and Out with the Alaska Bar Association and the National Association of Women Judges.

Program participants provide the inmates with practical guidance on finding jobs,

housing, and transportation; caring for children; continuing their education; handling finances; and maintaining personal health.

During the conference inmates make connections with people and organizations that they can draw upon after release as they attempt to reestablish their lives in the community. Many conference participants continue to work with the women throughout the year.

The program organizers have developed a manual now in use by women judges in other areas throughout the country.

A similar conference addressing the reentry needs of both women and men inmates is offered at Lemon Creek Correctional Center in Juneau.

*What we are learning is that antisocial and pro-crime ways of thinking are the attributes most likely to lead to recidivism, and that effective treatment must specifically challenge these thought processes.*

*— Chief Justice Walter L. Carpeneti,  
State of the Judiciary, Feb. 29, 2012*



Tongass National Forest (First Judicial District)

---

## Advances in Technology

Adapting technology advances, particularly in the computer field, to make its operations throughout the entire state more efficient has become an important focus of the Alaska Court System. The court system is working with

the Department of Law, the Department of Corrections, and other justice-related agencies as well as the University of Alaska, to streamline data entry and exchange.

### Electronic Filing

During FY 2012, the Alaska Court System advanced toward its eventual goal of handling most court records electronically. This project is now commonly referred to as *e-filing*, but it is

*Collaboration best ensures that ideas and resources are brought to bear collectively on targeted problems.... So many important achievements in recent years...have come about because all concerned came to the table and worked together.*

— Chief Justice Walter L. Carpeneti,  
State of the Judiciary, Feb. 29, 2012

actually much broader than this name suggests. The court system is planning to move to a total “paper-on-demand” environment in the trial courts. Parties will submit their filings electronically, either in the form of electronic documents or data; the court will manage these

populate the court’s case management system and vice versa. This will eliminate redundant data entry, improve the quality of data by reducing manual data entry errors, and reduce delays in the transmission of time-sensitive information.

The major elements of the electronic filing project will include a case management system, a document management system, and the portal e-filing system itself. The current case management system, CourtView, will remain in place for the next several years as other components of the project are adopted.

The chief justice has established a project governance committee, including judges and court employees from throughout the state, and the court’s capital budget includes a provision for project funding. In spring 2012, court personnel involved with the project began to travel to court locations throughout the state to present information on the scope of the anticipated changes.

The court system is also continuing its participation in the work of MAJIC — the Multi-Agency Justice Integration Consortium formed in 2004 to improve the sharing of data and other information among state justice agencies. This group, which includes representatives from twenty state justice-related agencies, is focusing on establishing data practices and systems that will make the input of justice data more efficient across separate agency databases. It is identifying ways to capture information once, at the source, and then share it. The group promotes open

### MAJIC

standards that permit agencies to communicate with one another regardless of the technology selected by each agency.

The consortium is advising on the e-filing project discussed above.

Several other MAJIC projects are also helping to streamline court processes. In FY 2012 MAJIC worked on implementation of a system that permits state and local law enforcement to electronically generate and file minor offense citations with the court, thus reducing delays and errors and eliminating duplication of effort.

The consortium also worked on an e-bail pilot project that allows the Fairbanks court to enter bail conditions electronically from the bench during hearings. The next phase of this project is to make these bail conditions available to law enforcement on the street in real time.

As the result of another MAJIC effort, the disposition of minor traffic offenses will now

be automatically reported to the Department of Public Safety and the Division of Motor Vehicles to update driver records.

The consortium is also promoting the adoption of an individual identification number, which will be attached to all the records of a particular criminal case as it proceeds through various agencies on its way to disposition.



U.S. Coast Guard Cutter *Sycamore* off Barrow coastline (Second Judicial District)

---



## Improvements and Upgrades in Court System Facilities

Maintenance of the court system's physical facilities, which are scattered across the entire state, requires continuous attention. The Alaska Court System owns eight buildings outright; it rents twenty-six courthouses from municipalities, Native corporations, or private owners; and it also uses facilities in buildings owned by other government entities, such as the Department of Transportation and the Department of Administration. The buildings vary in age, design, and condition. The courtrooms used in Skagway date from the late nineteenth century; the Snowden Administration Building in Anchorage, built in the 1940s, originally housed the Anchorage Times; and the courthouse in Kotzebue was originally an armory.



Location of Skagway court facilities

### Courthouses

Two court locations inaugurated fresh facilities in FY 2012: in Aniak, a completely new court building; and in Hooper Bay, a renovated facility in a building shared with the post office. The Aniak courthouse was dedicated in honor of former magistrate Arlene Clay.

New facilities are also planned for Emmonak and Galena.



The Hooper Bay court shares a facility with the local post office.

### Improvements in Facility Security

The court system needs to consider the safety of judges, attorneys, court staff, customers, and visitors. Assuring security in court buildings is an on-going management responsibility.

In 2011, security consultants working with the National Center for State Courts, under a grant from the State Justice Institute, conducted an assessment of facilities in five locations: Ketchikan, Palmer, Valdez, Nenana, and Kotzebue. These facilities were chosen for the assessment because they represent a range

of the types of concerns presented by Alaska court buildings. The Kotzebue building is an older, multi-story building originally constructed as an armory; the Palmer facility is a mid-level, extremely busy courthouse owned by the ACS itself; the Nenana building, which is a rental facility, is considered a good prototype for small, rural courts; the court in Valdez is also located in an older building; the one in Ketchikan is in a multi-tenant structure.

In conducting their evaluation, the consultants

utilized a set of best practices standards established by various government agencies such as Homeland Security and professional groups such as the National Sheriff's Association. The court system has initiated a number of improvements as a result of the assessment, including upgrading electronic security systems and cameras; ensuring safe separation of staff and public areas; providing sufficient exits; improving ballistic shielding; and securing the exterior aspects of sites, such as parking lots and utilities, through improved lighting and fences. The upgrading will

occur over a number of years as funding in the capital budget becomes available.


Also during FY 2012, work continued on the major renovation of the Boney Courthouse in Anchorage. This renovation has encompassed court rooms, jury rooms, and prisoner transport and holding areas, as well as other aspects of the physical plant. Upgrading for the Nesbett Courthouse in Anchorage is also planned. It is anticipated that both of these facilities will reflect the state of the art in courthouses by the end of 2014.



The Valdez court rents facilities from the Department of Transportation and Public Facilities.

## Budgetary Overview

**Figure B. Alaska Court System Budget within State of Alaska FY12 Operating Budget**



### FY12 State of Alaska Operating Budget by Agency

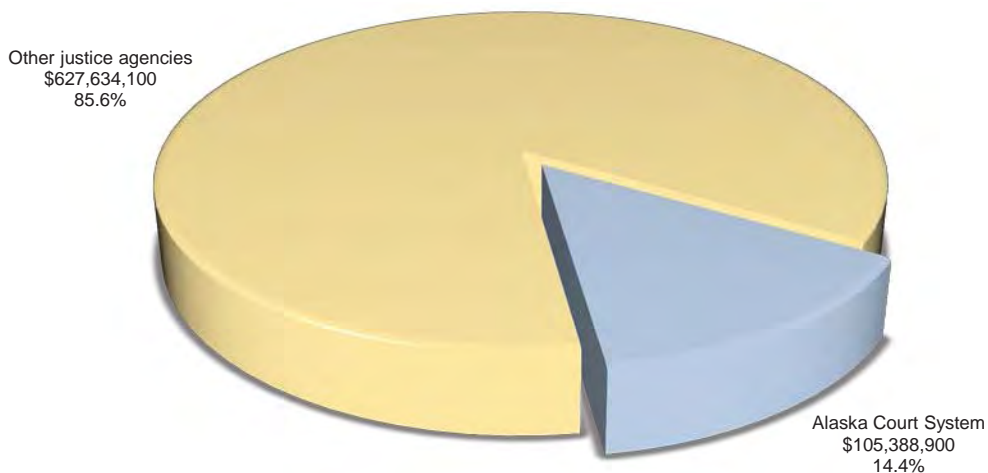
Agency	Amount	Percentage of budget
<b>Alaska Court System*</b>	<b>\$105,388,900</b>	<b>1.4 %</b>
Alaska Legislature	\$69,334,600	0.9
Department of Administration	\$313,324,300	4.0
Department of Commerce, Community and Economic Development	\$171,527,400	2.2
Department of Corrections	\$287,532,300	3.7
Department of Education and Early Development	\$1,501,526,900	19.4
Department of Environmental Conservation	\$79,887,100	1.0
Department of Fish and Game	\$198,959,000	2.6
Department of Health and Social Services	\$2,462,590,200	31.8
Department of Labor and Workforce Development	\$193,892,400	2.5
Department of Law	\$97,618,600	1.3
Department of Military and Veteran Affairs	\$84,187,500	1.1
Department of Natural Resources	\$151,533,900	2.0
Department of Public Safety	\$195,038,800	2.5
Department of Revenue	\$308,466,300	4.0
Department of Transportation and Public Facilities	\$597,716,800	7.7
Office of the Governor	\$29,416,100	0.4
University of Alaska	\$896,083,200	11.6
<b>Total</b>	<b>\$7,744,024,300</b>	<b>100.0 %</b>

\* Alaska Court System budget figure includes Alaska Judicial Council and Alaska Commission on Judicial Conduct.

**Source of data:** Alaska Legislative Finance Division, 2011 Legislature — Operating Budget: Agency Summary, <http://www.legfin.state.ak.us/BudgetReports/LY2011/Operating/Enacted/2011-AgencySummary.pdf>



**Figure C. Alaska Court System Budget and Other Justice-Related Agency Budgets, FY12**



**FY12 Alaska Justice Agencies Operating Budgets**

Agency	Amount	Percentage of budget
<b>Alaska Court System*</b>	<b>\$105,388,900</b>	<b>14.4 %</b>
Department of Corrections	\$287,532,300	39.2
Department of Law	\$97,618,600	13.3
Department of Public Safety	\$195,038,800	26.6
Public Defender Agency	\$23,924,000	3.3
Office of Public Advocacy	\$23,520,400	3.2
<b>Total</b>	<b>\$733,023,000</b>	<b>100.0 %</b>

\* Alaska Court System budget figure includes Alaska Judicial Council and Alaska Commission on Judicial Conduct.

**Source of data:** Alaska Legislative Finance Division, 2011 Legislature — Operating Budget: Agency Summary, <http://www.legfin.state.ak.us/BudgetReports/LY2011/Operating/Enacted/2011-AgencySummary.pdf>; 2011 Legislature — Operating Budget: Transaction Detail (Department of Administration), <http://www.legfin.state.ak.us/BudgetReports/LY2011/Operating/Enacted/DOA-TransactionDetail1.pdf>

## Awards of Note

Among the many awards and citations given to those who work in the Alaska Court System during FY 2012, the following deserve particular

note. They reflect the work of court employees throughout the entire system — a level of work that has brought national recognition.

### Award to Chief Justice

The National Association of State Courts awarded Dana Fabe, currently Chief Justice of the Alaska Supreme Court, its 2012 Distinguished Service Award. The award is presented each year to those who have made significant contributions to the justice system and who have supported the mission of the National Center for State Courts (NCSC). In conferring the award,

*In my view and the view of many judicial experts across the globe, our mutual efforts have yielded one of the finest and most accountable judiciaries in the world.*

— Chief Justice Walter L. Carpeneti,  
State of the Judiciary, Feb. 29, 2012

the organization cited Justice Fabe's many contributions and achievements in judicial work. Justice Fabe is the first woman to serve on the Alaska Supreme Court and the first woman to serve as chief justice; she has held the chairmanship of the Judicial Ethics Advisory Committee of the American Judicature Society; and she is a Fellow of the American Bar Association. Her efforts to improve the administration of justice internationally were also cited. In particular, her work to improve the courts of South Africa was praised.

### Recognition for Magistrate Judge

Retired magistrate judge Arlene Clay received the Nora Guinn Award from the Alaska Bar Historians at the 2012 Alaska Bar Convention, in recognition of her contributions to the justice system in rural Alaska. Clay, now 100 years old,

served seventeen years as a magistrate judge in Aniak. In a further recognition of Clay's work, the new court house in Aniak was dedicated in her honor.



Retired Magistrate Judge Arlene Clay (front)  
at the 2012 Alaska Bar Convention.

---

---

## Court System Employee Awards

### *Employee Achievement*

Lesa Chircop — Kenai Trial Court  
Cassie DeHart — Administration, Anchorage  
Sara Karns — Kotzebue Clerk of Court  
Stacy Worby — Anchorage Trial Court

### *Customer Service*

John Ferro, Inna Boiko, Linda Bright, Piang Diagger, Darlene Melickian, Danielle Giles, John DeClue, Elizabeth Arnold, Paul Davis — Micrographics — Administration, Anchorage  
Patricia Taylor — Fairbanks Trial Court  
Debbie Ruckle — Anchorage Trial Court  
Will Montgomery — Bethel Law Clerk  
Joanie Calhoun, Jeanne Vincent, Leslie LaPeau, Linda Williams, Eric Ranchoff — Sitka Clerk's Office  
Kimberley Barron — Kotzebue Trial Court



Humpback whale, Berners Bay (First Judicial District)

---



Homer small boat harbor (Third Judicial District)





**Judges  
and Court  
Administrative  
Staff**

Red Dog Mine from Anxiety Ridge (Second Judicial District)





Tongass National Forest (First Judicial District)

---

# Judges and Court Administrative Staff

## Alaska Supreme Court

**Chief Justice Walter L. Carpeneti served as chief justice from 2009 through 2012.** He was appointed to the Alaska Supreme Court in 1998. Born in San Francisco in 1945, he graduated with an A.B. degree with distinction in history from Stanford University in 1967 and in 1970 received a J.D. degree from the University of California at Berkeley, where he was managing editor of the law review. He was a law clerk for Justice John H. Dimond of the Alaska Supreme Court from 1970–1971. From 1972–1974, he was in private practice in San Francisco — first with Melvin Belli and then with his father, retired San Francisco Superior Court Judge Walter I. Carpeneti, and his brother, Richard Carpeneti. He returned to Alaska in 1974 as the Public Defender in Juneau. He left that office in 1978 to go into private practice. He was appointed to the Superior Court in Juneau by Governor Jay Hammond in 1981. He is married to Anne Dose Carpeneti. They have four children: Christian, Marianna, Lia, and Bianca.



**Chief Justice Walter L. Carpeneti**  
Appointed 1998



**Chief Justice Dana A. Fabe**  
Appointed 1996

**Chief Justice Dana Fabe began serving again as chief justice in FY 2013.** The first woman to serve on the court, she has served on the Alaska Supreme Court since March 1996. Born in Cincinnati, Ohio in 1951, Justice Fabe holds a B.A. degree from Cornell University and a J.D. degree from Northeastern University School of Law. She clerked for Justice Edmond W. Burke of the Alaska Supreme Court in 1976–1977. She served as a staff attorney for the Alaska Public Defender Agency from 1977–1981, and in 1981 she was appointed by the governor to be Chief Public Defender for Alaska. She was a member of the Board of Governors of the Alaska Bar Association in 1987–1988. Justice Fabe was appointed to the Superior Court in Anchorage in 1988 and was Deputy Presiding Judge of the Third Judicial District from 1992–1995, as well as a Training Judge for the Third Judicial District. She served as Chief Justice of the Supreme Court from July 2000–2003 and again from July 2006–2009. During both terms as chief justice, she served as second vice-president of the Conference of Chief Justices. Justice Fabe serves on the Advisory

Council of the American Judicature Society and is chair of its Judicial Ethics Advisory Committee. She currently chairs the Alaska Supreme Court’s Civil Rules Committee and the Alaska Court System’s Law Day Steering Committee. She is co-chair of the Alaska Supreme Court’s Fairness and Access Initiatives and chairs the Fairness, Diversity, and Equality Committee. She has served as co-chair of the Alaska Bar Association’s Gender Equality Section, is the immediate past President of the National Association of Women Judges, and is a Life Fellow of the American Bar Foundation. She is married to Randall Simpson; they have a daughter, Mia.



**Justice Daniel E. Winfree** joined the Supreme Court in January of 2008. Born in the Territory of Alaska, he is a third generation Fairbanksan. Between 1975–1978, he was a truck driver and warehouseman in pipeline camps and Prudhoe Bay, working on the construction of the Trans-Alaska Pipeline and related projects on the North Slope. Justice Winfree earned a B.S. in Finance from the University of Oregon in 1977 and earned M.B.A. and J.D. degrees from the University of California Berkeley in 1981. He was admitted to the Alaska Bar Association in 1982 and spent twenty-five years in private practice in Anchorage, Valdez, and Fairbanks, working with large and small firms and as a sole practitioner. Justice Winfree served on the Alaska Bar Association’s Board of Governors for nine years, including as President in 1994–1995, with related service as President of the Western States Bar Conference in 1997–1998. He also served a term on the Alaska Bar Association’s Ethics Committee and several terms on its Fee Arbitration Committee. The Alaska Bar Association presented him with its Distinguished Service Award in 2007. After his final term on the Board of Governors, he joined the Board of Trustees of the Alaska Bar Foundation and served as its President for two years. Justice Winfree is married to another Fairbanks-born third-generation Alaskan, Cathleen Ringstad Winfree. They have two children.



**Justice Daniel E. Winfree**  
Appointed 2008



**Justice Craig Stowers**  
Appointed 2009

**Justice Craig Stowers** was appointed to the Alaska Supreme Court by Governor Sean Parnell on December 2, 2009. Raised in Yorktown, Virginia. He received a bachelor’s degree with honors, with a major in biology from Blackburn College in 1975. He was a Park Ranger at Colonial National Historical Park and later transferred to Mount McKinley National Park, Alaska in 1977, where he worked as East District Naturalist and later as West District Ranger. He earned his J.D. in 1985 from the University of California Davis School of Law (Order of the Coif). While in law school, he was employed for two years by Professor Daniel Fessler and the Alaska Code Revision Commission to research and prepare drafts of what became the Alaska Corporations Code, the Alaska Nonprofit Corporations Code, and the official commentary to those acts. He served as a judicial law clerk for Judge Robert Boochever of the United States Court of Appeals (Ninth Circuit) in Juneau. He also clerked for Justice Warren Matthews of the Alaska Supreme Court in Anchorage. He was a partner with Atkinson, Conway & Gagnon and subsequently founded the Anchorage-Fairbanks law firm, Clapp, Peterson & Stowers. His law practice included trial practice, medical and attorney malpractice defense, business and insurance law, and complex civil litigation. He was appointed to the Alaska Superior Court in Anchorage in 2004 by Governor Frank Murkowski. During his legal and judicial career, he has served on various Alaska Bar Association committees, including the Law Examiners Committee, and various Alaska Supreme Court committees, including the Continuing Judicial Education committee. He also has served on several nonprofit corporation boards, including terms as board president of the Alaska Natural History Association (now known as Alaska Geographic) and board president of Christian Health Associates. He is happily married to his best friend, Monique Stowers.

**Justice Peter Maassen** was appointed to the Alaska Supreme Court in August 2012 by Governor Sean Parnell. Born and raised in Michigan, Justice Maassen received a B.A. from Hope College in 1977 and a J.D. from the University of Michigan in 1980. Other than a two-year stint in Washington, D.C., where he worked in the General Counsel's Office of the U.S. Department of Commerce and then for a private firm with a federal administrative practice, Justice Maassen spent most of his thirty-year career in private practice in Anchorage. He was a partner of Burr, Pease & Kurtz, P.C., and in 1994 became a founding member of Ingaldson, Maassen & Fitzgerald, P.C. His civil litigation practice was varied and included many appeals. From 1994–2000 he served as editor-in-chief of the *Alaska Bar Rag*, the official publication of the Alaska Bar Association. He also served as Alaska editor of the ABA's Survey of State Class Action Law in 2003 and 2004. In 2006 he received the Board of Governors Professionalism Award. He was a member of the Board of Governors from 2009–2012, serving as treasurer, president-elect, and discipline liaison. He continues to serve as co-chair of the Anchorage Youth Court — an alternative, peer-driven justice system for young offenders. He is a Fellow of the American Bar Foundation and a long-time member of the Supreme Court's Civil Pattern Jury Instruction Committee. He is married to Kay Gouwens. They have a daughter, Lillian.



**Justice Peter J. Maassen**  
Appointed 2012



**Justice Morgan Christen**  
Appointed 2009  
(Appointed to U.S. Court of Appeals  
or the Ninth Circuit, January 2012)

**Justice Morgan Christen** served on the Alaska Supreme Court from 2009 to 2012. She left after being appointed to the United States Court of Appeals for the Ninth Circuit. Judge Christen was born and raised in Washington, and attended college in England, Switzerland, and the People's Republic of China. She earned a B.A. degree from the University of Washington in International Studies and a J.D. degree from Golden Gate University School of Law. After law school, Judge Christen clerked for Judge Brian Shortell, and then joined Preston Gates & Ellis (now K&L Gates) where she practiced civil litigation. Judge Christen was appointed to the Alaska Superior Court in 2001. While in the trial court, she served on the rules committees for Child in Need of Aid and Involuntary Commitment/Involuntary Medication proceedings. Judge Christen also served on the board of directors for the Rasmuson Foundation and is currently serving on the board of directors for the Alaska Community Foundation. In 2004, Judge Christen was awarded the Light of Hope Award for work on behalf of Alaska's children and the Chamber of Commerce Athena Society Award. In 2004, she and her husband, Jim Torgerson, were named Philanthropists of the Year. The Alaska Supreme Court's Community Outreach Award was presented to Judge Christen in 2008. Judge Christen and her husband live in Anchorage. They have one daughter.



## Statewide Court Administration



**Christine Johnson**  
Administrative Director

**Christine Johnson** became Administrative Director of the Alaska Court System in 2009. She was Deputy Director of Operations 2000–2009 and Court Rules Attorney 1990–2000. She received a B.A. in 1979 from Bryn Mawr College in Pennsylvania and a J.D. cum laude in 1986 from the University of Michigan Law School, where she served as executive editor of the Yearbook of International Legal Studies. She also studied at the Princeton Theological Seminary. She was in private practice with Davis Wright and Jones in Anchorage 1986–1989 and worked with the House Research Agency, Alaska Legislature 1979–1983.



**Doug Wooliver**  
Deputy Administrative Director

**Doug Wooliver** was appointed Deputy Administrative Director in July 2011 and has served the Alaska Court System since 1995. Prior to his appointment as deputy director he served as the court system’s administrative attorney. Since 1997 he has also served as a liaison between the Alaska Court System and the Alaska Legislature. In 1993 and 1994 he served as legal counsel to the House Majority Caucus in the Alaska Legislature. He has a Bachelor of Arts in psychology from the University of Northern Colorado (1981) and a J.D. from the University of Washington (1992).

---

## Court of Appeals



**Chief Judge  
Robert G. Coats**  
Appointed 1980 (retired 2012)



**Judge David Mannheimer**  
Appointed 1990



**Judge Joel H. Bolger**  
Appointed 2008  
(Appointed to the  
Alaska Supreme Court  
in January 2013)



**Judge Marjorie K. Allard**  
Appointed 2012

## Clerk of the Appellate Courts



**Marilyn May**  
Clerk of the Appellate Courts  
Appointed 1998

## Trial Courts

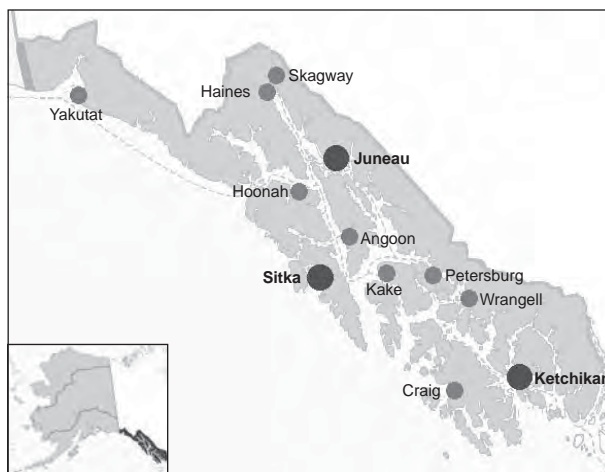
### First Judicial District



**Presiding Judge  
Trevor N. Stephens**  
Ketchikan Superior Court  
Appointed 2000



**Neil Nesheim**  
Area Court Administrator  
First Judicial District



The First Judicial District stretches more than 500 miles along the Southeast Alaska Panhandle, and it has twelve court locations. Superior Court judges, District Court judges, and magistrate judges serve in Juneau and Ketchikan. A Superior Court judge and District Court magistrate judge serve in Sitka. Nine communities—Angoon, Craig, Haines, Hoonah, Kake, Petersburg, Skagway, Wrangell, and Yakutat—are served by resident District Court magistrate judges.

### *Superior Court, First Judicial District*



**Judge William B. Carey**  
Ketchikan Superior Court  
Appointed 2008



**Judge David V. George**  
Sitka Superior Court  
Appointed 2007



**Judge Louis J. Menendez**  
Juneau Superior Court  
Appointed 2011



**Judge Philip M. Pallenberg**  
Juneau Superior Court  
Appointed 2007

---

*District Court, First Judicial District*



**Judge Keith B. Levy**  
Juneau District Court  
Appointed 2005



**Judge Kevin G. Miller**  
Ketchikan District Court  
Appointed 1999



**Judge Thomas G. Nave**  
Juneau District Court  
Appointed 2010

**Second Judicial District**



**Presiding Judge  
Ben J. Esch**  
Nome Superior Court  
Appointed 1996



**Tracey Buie**  
Area Court Administrator  
Second Judicial District




The Second Judicial District begins at the northern end of the Yukon-Kuskokwim Delta and runs north and east along the coasts of the Bering, Chukchi, and Beaufort Seas to the Canadian border. The district's three largest communities are Nome, founded during the Gold Rush on the banks of Norton Sound; Kotzebue, an ancient arctic trading hub located twenty-nine miles above the Arctic Circle; and Barrow, the northernmost community in the United States. Resident Superior Court judges and District Court magistrate judges serve in each of these communities. A resident District Court magistrate judge also serves in the village of Unalakleet.

---



### Superior Court, Second Judicial District



**Judge Michael I. Jeffrey**  
Barrow Superior Court  
Appointed 2008



**Judge Paul A. Roetman**  
Kotzebue Superior Court  
Appointed 2010

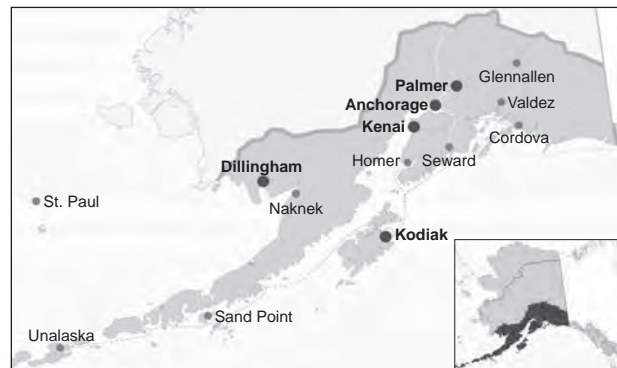
### Third Judicial District



**Presiding Judge  
Sen K. Tan**  
Anchorage Superior Court  
Appointed 1996



**Carol McAllen**  
Area Court Administrator  
Third Judicial District



The Third Judicial District covers Southcentral Alaska, the southern region of Southwest Alaska, the Aleutian Chain, and the Pribilof Islands. It extends from the Canadian border nearly to the Russian Far East. The district includes fourteen court sites, ranging in size from single magistrate judge locations to the Anchorage trial court, which alone handles almost half the workload of the statewide court system. Both Superior Court and District Court judges serve in Anchorage, Kenai, and Palmer; and Superior Court judges serve in Dillingham and Kodiak. Resident magistrate judges also serve in each of these communities. District Court judges are located in Homer and Valdez; and District Courts served by resident magistrate judges are located in Cordova, Glenallen, Naknek, Seward, and Unalaska. Itinerant court sites served by judicial officers from other communities are maintained in Sand Point and St. Paul.

---


*Superior Court, Third Judicial District*



**Judge Eric A. Aarseth**  
Anchorage Superior Court  
Appointed 2005



**Judge Carl J. Bauman**  
Kenai Superior Court  
Appointed 2007



**Judge Steve W. Cole**  
Kodiak Superior Court  
Appointed 2009



**Judge Patricia L. Douglass**  
Dillingham Superior Court  
Appointed 2012



**Judge Catherine M. Easter**  
Anchorage Superior Court  
Appointed 2012



**Judge Sharon L. Gleason**  
Anchorage Superior Court  
Appointed 2001 (Appointed to  
U.S. District Court, District of  
Alaska, January 2012)



**Judge Andrew Guidi**  
Anchorage Superior Court  
Appointed 2010



**Judge Gregory L. Heath**  
Palmer Superior Court  
Appointed 2009



**Judge Charles T. Huguelet**  
Kenai Superior Court  
Appointed 2003



**Judge Kari Kristiansen**  
Palmer Superior Court  
Appointed 2006



**Judge Erin B. Marston**  
Anchorage Superior Court  
Appointed 2012



**Judge Patrick J. McKay**  
Anchorage Superior Court  
Appointed 2005

*Superior Court, Third Judicial District  
(continued)*



**Judge Peter A. Michalski**  
Anchorage Superior Court  
Appointed 1984 (retired)



**Judge Gregory A. Miller**  
Anchorage Superior Court  
Appointed 2011



**Judge Anna M. Moran**  
Kenai Superior Court  
Appointed 2007



**Judge William F. Morse**  
Anchorage Superior Court  
Appointed 2002



**Judge Paul E. Olson**  
Anchorage Superior Court  
Appointed 2012



**Judge Frank A. Pfiffner**  
Anchorage Superior Court  
Appointed 2009



**Judge Mark Rindner**  
Anchorage Superior Court  
Appointed 2000



**Judge Kevin M. Saxby**  
Anchorage Superior Court  
Appointed 2012



**Judge Eric Smith**  
Palmer Superior Court  
Appointed 1996



**Judge Jack W. Smith**  
Anchorage Superior Court  
Appointed 2006



**Judge Michael R. Spaan**  
Anchorage Superior Court  
Appointed 2006



**Judge John Suddock**  
Anchorage Superior Court  
Appointed 2003

---

*Superior Court, Third Judicial District  
(continued)*



**Judge Fred Torrisi**  
Dillingham Superior Court  
Appointed 1996 (retired)



**Judge Philip R. Volland**  
Anchorage Superior Court  
Appointed 2003



**Judge Vanessa H. White**  
Palmer Superior Court  
Appointed 2006



**Judge Michael L. Wolverton**  
Anchorage Superior Court  
Appointed 1996


*District Court, Third Judicial District*



**Judge Jo-Ann M. Chung**  
Anchorage District Court  
Appointed 2011



**Judge Brian K. Clark**  
Anchorage District Court  
Appointed 2003




**Judge Leslie Dickson**  
Anchorage District Court  
Appointed 2012



**Judge William L. Estelle**  
Palmer District Court  
Appointed 2003



**Judge J. Patrick Hanley**  
Anchorage District Court  
Appointed 2005



**Judge Jennifer Stuart  
Henderson**  
Anchorage District Court  
Appointed 2012



**Judge Sharon A.S. Illsley**  
Kenai District Court  
Appointed 2007



**Judge Gregory J. Motyka**  
Anchorage District Court  
Appointed 1991



*District Court, Third Judicial District  
(continued)*



**Judge Margaret L. Murphy**  
Homer District Court  
Appointed 2005



**Judge Stephanie Rhoades**  
Anchorage District Court  
Appointed 1992



**Judge Daniel Schally**  
Valdez District Court  
Appointed 2005



**Judge Alex M. Swiderski**  
Anchorage District Court  
Appointed 2005



**Judge David R. Wallace**  
Anchorage District Court  
Appointed 2009



**Judge Pamela S.  
Washington**  
Anchorage District Court  
Appointed 2010




**Judge John W. Wolfe**  
Palmer District Court  
Appointed 2004



**Judge David L. Zwink**  
Palmer District Court  
Appointed 2010

---

## Fourth Judicial District



**Presiding Judge  
Douglas L. Blankenship**  
Fairbanks Superior Court  
Appointed 2006



**Ronald J. Woods**  
Area Court Administrator  
Fourth Judicial District



The Fourth Judicial District covers Interior Alaska and the northern region of Southwest Alaska. It extends from the Canadian border on the east to the Bering Sea on the west. The vast size of this region makes it the largest state trial court judicial district in the United States. Combined Superior and District Court locations are located in Bethel, at the mouth of the Kuskokwim River; and in Fairbanks, the regional hub of the Interior. Resident Superior Court judges, District Court judges and magistrate judges serve these communities. District Courts served by magistrate judges are located in ten other communities in the region: Aniak, Chevak, Delta Junction, Emmonak, Ft. Yukon, Galena, Nenana, St. Mary's, and Tok. Itinerant court sites served by judicial officers from other communities are maintained in McGrath and Tanana.

### *Superior Court, Fourth Judicial District*



**Judge Leonard R.  
Devaney III**  
Bethel Superior Court  
Appointed 2002 (former)



**Judge Robert B. Downes**  
Fairbanks Superior Court  
Appointed 2005 (retired)



**Judge Bethany Spalding  
Harbison**  
Fairbanks Superior Court  
Appointed 2012



**Judge Paul R. Lyle**  
Fairbanks Superior Court  
Appointed 2008

*Superior Court, Fourth Judicial District  
(continued)*



**Judge Michael A.  
MacDonald**  
Fairbanks Superior Court  
Appointed 2007



**Judge Michael P. McConahy**  
Fairbanks Superior Court  
Appointed 2009



**Judge Dwayne W.  
McConnell**  
Bethel Superior Court  
Appointed 2012



**Judge Randy M. Olsen**  
Fairbanks Superior Court  
Appointed 2005 (retired)




**Judge Charles W. Ray, Jr.**  
Bethel Superior Court  
Appointed 2012

*District Court, Fourth Judicial District*



**Judge Dennis P. Cummings**  
Bethel District Court  
Appointed 2005 (retired)



**Judge Raymond M. Funk**  
Fairbanks District Court  
Appointed 1998 (retired)



**Judge Patrick S. Hammers**  
Fairbanks District Court  
Appointed 2009

---

*District Court, Fourth Judicial District  
(continued)*



**Judge Jane F. Kauvar**  
Fairbanks District Court  
Appointed 1981



**Judge Benjamin A. Seekins**  
Fairbanks District Court  
Appointed 2012

### **Active Pro Tem Judges**

Retired justices and judges often fill temporary judicial vacancies and help to manage caseloads. Alaska's senior justices and judges step in to handle trials that would otherwise be continued; they conduct settlement conferences for parties who cannot afford private mediation; and they train new judicial officers.

Perhaps nowhere in Alaska has the commitment of pro tem judges been more clearly demonstrated than in Bethel. The Bethel bench was empty for many months in 2011–2012 because of the tragic death of Judge Marvin Hamilton and a series of resignations. To assist in covering one of the busiest court calendars in the state, many judges came out of retirement to serve for weeks and months in a community hundreds of miles from their homes. They brought their expertise and judicial skills to the work of the court and also met a particular cross-cultural need to explain the court process in a region with many Alaska Native residents from small, remote villages.

**Elaine M. Andrews**

**Larry D. Card**

**Patricia A. Collins**

**Dale O. Curda**

**Beverly W. Cutler**

**Robert L. Eastaugh**

**Natalie K. Finn**

**William H. Fuld**

**Donald D. Hopwood**

**Stephanie E. Joannides**

**John R. Lohff**

**Warren W. Matthews**

**Nancy J. Nolan**

**Ethan Windahl**



## Magistrate Judges

<b>Kay Adams</b> Cordova	<b>Christine Ellis</b> Wrangell
<b>D. Dacho Alexander</b> Fort Yukon	<b>Brian Fisher</b> Healy/Nenana
<b>Brooke Alowa</b> Nome	<b>Bradley Gater</b> Nome (retired)
<b>David Bauer</b> Anchorage	<b>Bethany Harbison</b> Fairbanks (appointed to Superior Court)
<b>Tracy Blais</b> Delta Junction	<b>John Hutchins</b> Haines
<b>Stephan Brady</b> Kotzebue	<b>Heidi Ivanoff</b> Unalakleet
<b>Monte Brice</b> Dillingham	<b>Mike Jackson</b> Kake
<b>Desiree Burrell</b> Petersburg	<b>Darlene Johnson-Edwards</b> Emmonak
<b>Matthew Christian</b> Kenai	<b>Elaine Kookesh</b> Angoon
<b>Kay Clark</b> Craig	<b>Jonathon Lack</b> Anchorage
<b>Carmen Clark</b> Anchorage (not pictured)	<b>Christopher McLain</b> Galena/Tanana
<b>Suzanne Cole</b> Anchorage (not pictured)	<b>Nicole Miller</b> Yakutat
<b>Geoffrey Comfort</b> Anchorage (retired)	<b>Jane Pearson</b> Unalaska
<b>Craig Condie</b> Palmer	<b>George Peck</b> Seward
<b>James Curtain</b> Juneau	<b>Nancy Phillips</b> St. Mary's
<b>Maureen DesRosiers</b> Hoonah	<b>Peter Ramgren</b> Anchorage
<b>Leonard Devany</b> Sitka	<b>Alicemary Rasley</b> Fairbanks
<b>Romano DiBenedetto</b> Fairbanks (not pictured)	<b>Colleen Ray</b> Anchorage (now with Alaska Public Defender Agency)
<b>John (Jack) Duggan,</b> Anchorage (not pictured)	<b>Susan Reed</b> Skagway



2012 Statewide Magistrates' Conference

<b>Catherine Rogers</b> Anchorage (not pictured)	<b>Mary Treiber</b> Barrow (not pictured)
<b>David Roghair</b> Tok	<b>Bruce Ward</b> Bethel
<b>Nikole Schick</b> Fairbanks	<b>Jennifer Wells</b> Kenai
<b>Amanda Schulz</b> Ketchikan	<b>Jean Wilkinson</b> Glennallen
<b>James Stanley</b> Anchorage	<b>Dawson Williams</b> Kodiak
<b>Danika Swanson</b> Anchorage	<b>David Woodmancy</b> Aniak/McGrath
<b>Christina Teaford</b> Anchorage (not pictured)	

**Note:** The titles of *magistrate* and *master* were changed to *magistrate judge* in January 2013.

## Clerks of Court

<b>Susan Adams</b> Anchorage	<b>Tammy Lamont</b> Emmonak
<b>Natalie Alexie</b> Bethel	<b>Lori Lane</b> Unalaska
<b>Elaine Bubitz</b> Seward	<b>Cynthia Lee</b> Anchorage
<b>Lauren Burnham</b> Tok	<b>Granta (Avu) Mann</b> Barrow
<b>Jonie Calhoun</b> Sitka	<b>Lori Marvin</b> Naknek
<b>Denice Chappell</b> Kenai	<b>Ruth Meier</b> Fairbanks
<b>Sandra Dighton</b> Delta Junction	<b>Stephanie Morgan</b> Valdez
<b>Kevin Doran</b> Ketchikan	<b>Cris Morrison</b> Petersburg
<b>Jean Ekemo</b> Aniak	<b>Tonya O'Connor</b> Dillingham
<b>Shannon Flowers</b> St. Mary's	<b>Carol Peterson</b> Juneau
<b>Gale Hagemeyer</b> Nome	<b>Pam Pitka</b> Galena
<b>Stacey Hallstrom</b> Ketchikan	<b>Kimberly Rice</b> Craig
<b>Bonnie Hedrick</b> Haines	<b>Linda Rios</b>
<b>Sharon Heidersdorf</b> Juneau	<b>Andra Rozentals-Burns</b> Fairbanks
<b>Lisa Howarth</b> Chevak	<b>Teresa Shaw</b> Palmer
<b>Carole Jackson</b> Kake	<b>Leah Shockley</b> Kotzebue (not pictured)
<b>Sara Karns</b> Nome	<b>Martha Simon</b> Hooper Bay
<b>Brodie Kimmel</b> Nome (not pictured)	<b>Leanna Splinter</b> Wrangell



2012 Statewide Clerks' Conference

**Samantha Thompson**  
Nenana

**Linda Woodcock**  
Glennallen

**Darcey Tredway**  
Homer



Raven in Kotzebue (Second Judicial District)



Upper Cook Inlet (Third Judicial District)





Wrangell Island (First Judicial District)

---



---

## Table of Statistical Tables and Figures

<b>Appellate Courts .....</b>	<b>59</b>
<b>Supreme Court Activity.....</b>	<b>61</b>
Filings .....	61
Dispositions.....	61
Pending Caseload.....	61
Time Required for Disposition of Cases.....	61
<b>Court of Appeals Activity .....</b>	<b>61</b>
Filings .....	61
Dispositions.....	62
Pending Caseload.....	62
<b>Alaska Supreme Court .....</b>	<b>63</b>
Table 1.01. Alaska Supreme Court — Case Filings & Dispositions, FY 2008–2012.....	63
Table 1.02. Alaska Supreme Court — Motions and Petitions for Rehearing, FY 2008–2012.....	63
Table 1.03. Alaska Supreme Court — Caseload Summary, FY 2012.....	63
Table 1.04. Alaska Supreme Court — Dispositions by Manner of Disposition, FY 2012.....	64
Table 1.05. Alaska Supreme Court — Status of Cases Pending End of Year, FY 2012.....	64
Table 1.06. Alaska Supreme Court — Time to Disposition, FY 2012.....	65
<b>Alaska Court of Appeals.....</b>	<b>67</b>
Table 2.01. Alaska Court of Appeals — Case Filings & Dispositions, FY 2008–2012.....	67
Table 2.02. Alaska Court of Appeals — Motions and Petitions for Rehearing, FY 2008–2012.....	67
Table 2.03. Alaska Court of Appeals — Caseload Summary, FY 2012 .....	67
Table 2.04. Alaska Court of Appeals — Dispositions by Manner of Disposition, FY 2012.....	68
Table 2.05. Alaska Court of Appeals — Status of Cases Pending End of Year, FY 2012.....	68
<b>Statewide Trial Courts .....</b>	<b>69</b>
<b>Trial Court Activity .....</b>	<b>71</b>
Filings .....	71
Dispositions.....	71
Explanatory Notes .....	71
Felony Filings.....	71
Criminal Case Categorization.....	71
Reopened Cases .....	71
Domestic Violence Cases .....	72
<b>Statewide Trial Courts .....</b>	<b>73</b>
Table 3.01. Total Statewide Trial Court Case Filings — Superior Court Trial Sites FY12.....	73
Table 3.02. Total Statewide Trial Court Case Filings — Other Courts FY12 .....	73
<b>Superior Court Activity .....</b>	<b>75</b>
Table 4.01. Total Superior Court Case Filings — Superior Court Trial Sites FY 10–FY12.....	77
Table 4.02. Total Superior Court Case Filings — Other Courts FY 10–FY12.....	77
Table 4.03. Total Superior Court Case Dispositions — Superior Court Trial Sites FY 10–FY12.....	78
Table 4.04. Total Superior Court Case Dispositions — Other Courts FY 10–FY12.....	78
Figure 4.01. Superior Court Filing and Disposition Trends FY 10–FY12.....	79
Table 4.05. Superior Court Clearance Rates — Superior Court Trial Sites FY 11–FY12.....	80

---

Table 4.06. Superior Court Clearance Rates — Other Courts FY 11–FY12.....	80
Table 4.07. Superior Court Filings by Case Type — Superior Court Trial Sites FY12 .....	81
Table 4.08. Superior Court Filings by Case Type — Other Courts FY12 .....	81
Figure 4.02. Composition of Superior Court Filings FY12 .....	82
Figure 4.03. Superior Court Filing Trends by Case Type FY 10–FY12.....	83
Table 4.09. Superior Court Dispositions by Case Type — Superior Court Trial Sites FY12.....	84
Table 4.10. Superior Court Dispositions by Case Type — Other Courts FY12.....	84
Table 4.11. Felony Case Filings — Superior Court Trial Sites FY 10–FY12.....	85
Table 4.12. Felony Case Filings — Other Courts FY 10–FY12 .....	85
Table 4.13. Felony Filings by Case Type — Superior Court Trial Sites FY12.....	86
Table 4.14. Felony Filings by Case Type — Other Courts FY12 .....	86
Table 4.15. Felony Case Types FY12.....	87
Table 4.16. Felony Case Dispositions — Superior Court Trial Sites FY 10–FY12 .....	88
Table 4.17. Felony Case Dispositions — Other Courts FY 10–FY12 .....	88
Table 4.18. Felony Case Dispositions by Manner of Disposition — Superior Court Trial Sites FY12.....	89
Table 4.19. Felony Case Dispositions by Manner of Disposition — Other Courts FY12 .....	89
Table 4.20. Post-judgment Filings: Felony Petitions to Revoke Probation — Superior Court Trial Sites FY 10–FY12 .....	90
Table 4.21. Post-judgment Filings: Felony Petitions to Revoke Probation — Other Courts FY 10–FY12 .....	90
Table 4.22. Probate Case Filings — Superior Court Trial Sites FY 10–FY12.....	91
Table 4.23. Probate Case Filings — Other Courts FY 10–FY12.....	91
Table 4.24. Probate Filings by Case Type — Superior Court Trial Sites FY12.....	92
Table 4.25. Probate Filings by Case Type — Other Courts FY12 .....	92
Table 4.26. Probate Case Dispositions — Superior Court Trial Sites FY 10–FY12 .....	93
Table 4.27. Probate Case Dispositions — Other Courts FY 10–FY12.....	93
Table 4.28. Domestic Relations Case Filings — Superior Court Trial Sites FY 10–FY12 .....	94
Table 4.29. Domestic Relations Case Filings — Other Courts FY 10–FY12 .....	94
Table 4.30. Domestic Relations Filings by Case Type — Superior Court Trial Sites FY12 .....	95
Table 4.31. Domestic Relations Filings by Case Type — Other Courts FY12 .....	95
Table 4.32. Domestic Relations Case Dispositions — Superior Court Trial Sites FY 10–FY12 .....	96
Table 4.33. Domestic Relations Case Dispositions — Other Courts FY 10–FY12.....	96
Table 4.34. Domestic Relations Case Dispositions by Manner of Disposition — Superior Court Trial Sites FY12 .....	97
Table 4.35. Domestic Relations Case Dispositions by Manner of Disposition — Other Courts FY12 .....	97
Table 4.36. Post-judgment Filings: Motions to Modify Custody, Support or Visitation — Superior Court Trial Sites FY 10–FY12 .....	98
Table 4.37. Post-judgment Filings: Motions to Modify Custody, Support or Visitation — Other Courts FY 10–FY12 .....	98
Table 4.38. Superior Court General Civil Case Filings — Superior Court Trial Sites FY 10–FY12.....	99
Table 4.39. Superior Court General Civil Case Filings — Other Courts FY 10–FY12.....	99
Table 4.40. Superior Court General Civil Filings by Case Type — Superior Court Trial Sites FY12.....	100
Table 4.41. Superior Court General Civil Filings by Case Type — Other Courts FY12.....	100
Table 4.42. Superior Court General Civil Case Types FY12 .....	101
Table 4.43. Superior Court General Civil Case Dispositions — Superior Court Trial Sites FY 10–FY12.....	102
Table 4.44. Superior Court General Civil Case Dispositions — Other Courts FY 10–FY12 .....	102
Table 4.45. Superior Court General Civil Case Dispositions by Manner of Disposition — Superior Court Trial Sites FY12 .....	103

---

---

Table 4.46. Superior Court General Civil Case Dispositions by Manner of Disposition — Other Courts FY12.....	103
Table 4.47. CINA Case Filings — Superior Court Trial Sites FY 10–FY12.....	104
Table 4.48. CINA Case Filings — Other Courts FY 10–FY12.....	104
Table 4.49. Delinquency Case Filings — Superior Court Trial Sites FY 10–FY12 .....	105
Table 4.50. Delinquency Case Filings — Other Courts FY 10–FY12.....	105
Table 4.51. CINA and Delinquency Filings by Case Type — Superior Court Trial Sites FY12.....	106
Table 4.52. CINA and Delinquency Filings by Case Type — Other Courts FY12.....	106
<b>District Court Activity.....</b>	<b>107</b>
Table 5.01. Total District Court Case Filings — Superior Court Trial Sites FY 10–FY12.....	109
Table 5.02. Total District Court Case Filings — Other Courts FY 10–FY12.....	109
Table 5.03. Total District Court Case Dispositions — Superior Court Trial Sites FY 10–FY12.....	110
Table 5.04. Total District Court Case Dispositions — Other Courts FY 10–FY12 .....	110
Figure 5.01. District Court Filing and Disposition Trends FY 10–FY12 .....	111
Table 5.05. District Court Clearance Rates — Superior Court Trial Sites FY 11–FY12.....	112
Table 5.06. District Court Clearance Rates — Other Courts FY 11–FY12 .....	112
Table 5.07. District Court Filings by Case Type — Superior Court Trial Sites FY12.....	113
Table 5.08. District Court Filings by Case Type — Other Courts FY12.....	113
Figure 5.02. Composition of District Court Case Filings FY12.....	114
Figure 5.03. District Court Filing Trends by Case Type FY 10–FY12 .....	115
Table 5.09. District Court Dispositions by Case Type — Superior Court Trial Sites FY12 .....	116
Table 5.10. District Court Dispositions by Case Type — Other Courts FY12.....	116
Table 5.11. Non-Minor Offense Case Filings — Superior Court Trial Sites FY 10–FY12.....	117
Table 5.12. Non-Minor Offense Case Filings — Other Courts FY 10–FY12.....	117
Table 5.13. Non-Minor Offense Case Dispositions — Superior Court Trial Sites FY 10–FY12.....	118
Table 5.14. Non-Minor Offense Case Dispositions — Other Courts FY 10–FY12 .....	118
Table 5.15. Misdemeanor Case Filings — Superior Court Trial Sites FY 10–FY12 .....	119
Table 5.16. Misdemeanor Case Filings — Other Courts FY 10–FY12.....	119
Table 5.17. Misdemeanor Filings by Case Type — Superior Court Trial Sites FY12.....	120
Table 5.18. Misdemeanor Filings by Case Type — Other Courts FY12.....	120
Table 5.19. Misdemeanor Case Types FY12 .....	121
Table 5.20. Misdemeanor Case Dispositions — Superior Court Trial Sites FY 10–FY12.....	122
Table 5.21. Misdemeanor Case Dispositions — Other Courts FY 10–FY12 .....	122
Table 5.22. Misdemeanor Case Dispositions by Manner of Disposition — Superior Court Trial Sites FY12.....	123
Table 5.23. Misdemeanor Case Dispositions by Manner of Disposition — Other Courts FY12.....	123
Table 5.24. Felony Filings in District Court — Superior Court Trial Sites FY 10–FY12.....	124
Table 5.25. Felony Filings in District Court — Other Courts FY 10–FY12.....	124
Table 5.26. Post-judgment Filings: Misdemeanor Petitions to Revoke Probation — Superior Court Trial Sites FY 10–FY12 .....	125
Table 5.27. Post-judgment Filings: Misdemeanor Petitions to Revoke Probation — Other Courts FY 10–FY12 .....	125
Table 5.28. Small Claims Case Filings — Superior Court Trial Sites FY 10–FY12.....	126
Table 5.29. Small Claims Case Filings — Other Courts FY 10–FY12 .....	126
Table 5.30. Small Claims Case Dispositions — Superior Court Trial Sites FY 10–FY12 .....	127
Table 5.31. Small Claims Case Dispositions — Other Courts FY 10–FY12.....	127
Table 5.32. Small Claims Case Dispositions by Manner of Disposition — Superior Court Trial Sites FY12.....	128
Table 5.33. Small Claims Case Dispositions by Manner of Disposition — Other Courts FY12 .....	128

---



---

Table 5.34. Domestic Violence Case Filings — Superior Court Trial Sites FY 10–FY12.....	129
Table 5.35. Domestic Violence Case Filings — Other Courts FY 10–FY12.....	129
Table 5.36. Domestic Violence Case Dispositions — Superior Court Trial Sites FY 10–FY12.....	130
Table 5.37. Domestic Violence Case Dispositions — Other Courts FY 10–FY12.....	130
Table 5.38. District Court General Civil Case Filings — Superior Court Trial Sites FY 10–FY12.....	131
Table 5.39. District Court General Civil Case Filings — Other Courts FY 10–FY12.....	131
Table 5.40. District Court General Civil Filings by Case Type — Superior Court Trial Sites FY12.....	132
Table 5.41. District Court General Civil Filings by Case Type — Other Courts FY12.....	132
Table 5.42. District Court General Civil Case Dispositions — Superior Court Trial Sites FY 10–FY12.....	133
Table 5.43. District Court General Civil Case Dispositions — Other Courts FY 10–FY12.....	133
Table 5.44. District Court General Civil Case Dispositions by Manner of Disposition — Superior Court Trial Sites FY12.....	134
Table 5.45. District Court General Civil Case Dispositions by Manner of Disposition — Other Courts FY12.....	134
Table 5.46. Minor Offense Case Dispositions — Superior Court Trial Sites FY 10–FY12.....	135
Table 5.47. Minor Offense Case Dispositions — Other Courts FY 10–FY12.....	135
Table 5.48. Minor Offense Case Dispositions by Case Type — Superior Court Trial Sites FY12.....	136
Table 5.49. Minor Offense Case Dispositions by Case Type — Other Courts FY12.....	136
Table 5.50. Minor Offense Case Types FY12.....	137
<b>Other Activity.....</b>	<b>139</b>
Table 6.01. Population Trends — Superior Court Trial Sites FY12.....	141
Table 6.02. Population Trends — Other Courts FY12.....	141
Table 6.03. Distribution of Population, Police and Lawyers — Superior Court Trial Sites FY12.....	142
Table 6.04. Distribution of Population, Police and Lawyers — Other Courts FY12.....	142
Table 6.05. Authorized Judicial Positions — Superior Court Trial Sites FY12.....	143
Table 6.06. Authorized Judicial Positions — Other Courts FY12.....	143
Table 6.07. Authorized Non-Judicial Positions — Superior Court Trial Sites FY12.....	144
Table 6.08. Authorized Non-Judicial Positions — Other Courts FY12.....	144
Table 6.09. Operating Costs — Superior Court Trial Sites FY12.....	145
Table 6.10. Operating Costs — Other Courts FY12.....	145
Table 6.11. Distribution of Population, Costs, Judicial Positions, Filings, and Dispositions — Superior Court Trial Sites FY12.....	146
Table 6.12. Distribution of Population, Costs, Judicial Positions, Filings, and Dispositions — Other Courts FY12.....	146
Table 6.13. Filings per Judicial Position— Superior Court Trial Sites FY12.....	147
Table 6.14. Filings per Judicial Position — Other Courts FY12.....	147
Table 6.15. Dispositions per Judicial Position — Superior Court Trial Sites FY12.....	148
Table 6.16. Dispositions per Judicial Position — Other Courts FY12.....	148

---

---

# Appellate Courts



Wrangell Mountains (Third Judicial District)



---

## Appellate Courts

### Supreme Court Activity

#### Filings

During FY 2012, 428 cases were filed in the Supreme Court. Appeal filings decreased by 21 percent from the previous year, while petitions for hearing were up 32 percent and petitions for review were down 7 percent. The category that includes bar matters, federal certification matters, and original applications increased by 42 percent. For details about filings in various categories of cases from FY 2008 through FY 2012, see page 63.

#### Dispositions

The Supreme Court disposed of 445 cases in FY 2012, a 19 percent increase from FY 2011. The court issued 117 full opinions and 38 MO&Js. For details about dispositions by case type in FY 2012, see page 64. For comparisons of dispositions by case type from FY 2008 through FY 2012, see page 63.

#### Pending Caseload

On June 30, 2012, 336 cases were pending, a 19 percent decrease from the end of FY 2011. About 56 percent of these pending cases were at a stage prior to submission to the court (filing pending, awaiting settlement conference, awaiting record or transcripts, awaiting briefs, awaiting argument or conference, or awaiting response to a petition). Fewer than one percent were stayed or were awaiting rehearing or record return prior to closing, and the remaining 33 percent were under advisement (submitted to the court but awaiting circulation of a draft opinion, publication of an opinion, or decision on a petition). For a comparison of cases pending at year's end according to case type from FY 2008 through FY 2012, see page 63. For the status of cases pending at the end of FY 2012 according to case type, see page 64.

#### Time Required for Disposition of Cases

In 50 percent of appeals decided by opinion or MO&J, the time from submission (usually the date of oral argument or conference on the briefs) to publication of a decision was 6.4 months or less. Fifty percent of petitions, bar matters, and original applications were completed (from opening to closing) in 2.6 months or less. Additional information about time to disposition can be found at page 65.

### Court of Appeals Activity

#### Filings

During FY 2012, 265 cases were filed in the Court of Appeals, a 6 percent increase from the total filed in FY 2011. Merit appeal filings increased by 12 percent from the previous year, while sentence appeal filings were down 18 percent. The number of petitions for review and

---



petitions for hearing filed decreased by 3 percent, and original application and bail appeal filings decreased by 33 percent from FY 2011. For a comparison of filings in various case categories from FY 2008 through FY 2012, see page 67.

### **Dispositions**

The Court of Appeals disposed of 205 cases in FY 2012. This was a 2 percent increase from FY 2011. Merit appeal dispositions were up 4 percent, sentence appeals increased by 57 percent. Petition dispositions were down 21 percent and bail appeals and original applications decreased by 57 percent from FY 2011. The court issued 47 full opinions and 140 memorandum opinions. For details about the types and caseload composition of dispositions in FY 2012, see page 68. For comparisons of dispositions by case type from FY 2008 through FY 2012, see page 67.

### **Pending Caseload**

On June 30, 2012, 457 cases were pending before the Court of Appeals. Eighty-one percent of these cases were at a stage prior to submission to the court (filing pending, awaiting record, awaiting briefing, awaiting conference or oral argument, or awaiting response to a petition). Three percent were awaiting rehearing or record return prior to closing, and the remaining 16 percent were under advisement (submitted to the court but awaiting circulation of a draft opinion, filing of an opinion, or a decision on a petition). For a comparison of cases pending at year's end according to case type from FY 2008 through FY 2012, see page 67. For the status of cases pending at the end of FY 2012 according to case type, see page 68.

---

## Alaska Supreme Court

**Table 1.01. Alaska Supreme Court — Case Filings & Dispositions,  
FY 2008–2012**

	FY08	FY09	FY10	FY11	FY12
<b>Filings</b>					
Civil appeals	212	222	186	256	202
Petitions for hearing	82	88	85	98	129
Petitions for review	55	61	59	75	70
Bar/original applications	34	26	25	19	27
<b>Total</b>	<b>383</b>	<b>397</b>	<b>355</b>	<b>448</b>	<b>428</b>
<b>Dispositions</b>					
Civil appeals	264	255	189	194	218
Petitions for hearing	87	87	91	93	125
Petitions for review	70	56	55	69	73
Bar/original applications	27	26	29	19	29
<b>Total</b>	<b>448</b>	<b>424</b>	<b>364</b>	<b>375</b>	<b>445</b>
<b>Published</b>					
Full opinions	139	104	102	82	117
Memorandum opinions	29	36	20	21	38
Published orders	1	3	1	2	0
<b>Total</b>	<b>169</b>	<b>143</b>	<b>123</b>	<b>105</b>	<b>155</b>
<b>Pending end-of-year</b>					
Civil appeals	312	277	278	337	287
Petitions for hearing	37	39	35	42	23
Petitions for review	11	16	22	25	21
Bar/original applications	11	11	7	9	5
<b>Total</b>	<b>371</b>	<b>343</b>	<b>342</b>	<b>413</b>	<b>336</b>

**Table 1.02. Alaska Supreme Court — Motions and Petitions for Rehearing,  
FY 2008–2012**

	FY08	FY09	FY10	FY11	FY12
<b>Filings</b>					
Petitions for rehearing	40	27	26	19	26
Full court motions	64	60	42	69	73
Individual justice motions	1,251	1,242	1,114	1,298	1,349
Routine (clerk) motions	821	787	687	761	857
<b>Total</b>	<b>2,176</b>	<b>2,116</b>	<b>1,869</b>	<b>2,147</b>	<b>2,305</b>
<b>Dispositions</b>					
Petitions for rehearing	35	27	26	18	26
Full court motions	63	57	43	58	68
Individual justice motions	1,218	1,228	1,065	1,271	1,448
Routine (clerk) motions	794	729	662	741	701
<b>Total</b>	<b>2,110</b>	<b>2,041</b>	<b>1,796</b>	<b>2,088</b>	<b>2,243</b>
<b>Pending end-of-year</b>					
Petitions for rehearing	6	0	3	4	3
Full court motions	5	1	4	8	8
Individual justice motions	95	41	57	60	54
Routine (clerk) motions	54	65	70	14	15
<b>Total</b>	<b>160</b>	<b>107</b>	<b>134</b>	<b>86</b>	<b>80</b>

**Table 1.03. Alaska Supreme Court — Caseload Summary, FY 2012**

	Civil appeals	Petitions for hearing	Petitions for review	Bar/original applications	Total
Pending beginning of year	337	42	25	9	<b>413</b>
Filings	202	129	70	27	<b>428</b>
Dispositions	218	125	73	29	<b>445</b>
Pending end of year	287	23	21	5	<b>336</b>

Table 1.04. Alaska Supreme Court — Dispositions by Manner of Disposition, FY 2012

	Civil appeals	Petitions for hearing	Petitions for review	Bar/ original application/ federal certified questions	Total all cases
<b>Dispositions by published opinions</b>					
Affirmed	60	1	1	0	62
Reversed or vacated	22	5	4	1	32
Affirmed in part/reversed in part	20	0	0	0	20
Other (remanded, dismissed, etc.)	11	2	0	1	14
<b>Total</b>	<b>113</b>	<b>8</b>	<b>5</b>	<b>2</b>	<b>128</b>
<b>Summary dispositions on merits (memorandum opinions &amp; summary orders)</b>					
Affirmed	30	0	1	1	32
Reversed or vacated	3	0	0	0	3
Affirmed in part/Reversed in part	0	0	0	0	0
Other (remanded, etc.)	5	0	1	0	6
<b>Total</b>	<b>38</b>	<b>0</b>	<b>2</b>	<b>1</b>	<b>41</b>
<b>Petitions/applications granted*</b>	<b>0</b>	<b>2</b>	<b>5</b>	<b>13</b>	<b>20</b>
<b>Total dispositions on merits</b>	<b>151</b>	<b>10</b>	<b>12</b>	<b>16</b>	<b>189</b>
<b>Petition denials/orders not on merits</b>	<b>7</b>	<b>111</b>	<b>53</b>	<b>13</b>	<b>184</b>
<b>Dismissals</b>					
Stipulated to or by Appellant	41	3	5	0	49
On Motion of Appellee	2	0	0	0	2
<i>Sua Sponte</i> **	17	1	3	0	21
<b>Total dispositions not on merits</b>	<b>67</b>	<b>115</b>	<b>61</b>	<b>13</b>	<b>256</b>
<b>Total dispositions</b>	<b>218</b>	<b>125</b>	<b>73</b>	<b>29</b>	<b>445</b>

\* Granted petitions may or may not be closed during the fiscal year in which they are granted if briefing is ordered. Some of these matters may have been pending at the end of the year. Therefore the total number of dispositions on this chart may not be identical to the number of case dispositions shown on other charts.

\*\* *Sua Sponte* means orders issued by the court without motion by a party.

Table 1.05. Alaska Supreme Court — Status of Cases Pending End of Year, FY 2012

	Civil appeals	Petitions for hearing	Petitions for review	Bar/ original application/ federal certified questions	Total all cases
Filing pending	17	9	5	2	33
Awaiting settlement conference	2	0	0	0	2
Awaiting records/transcript	32	0	1	0	33
Awaiting briefs	89	3	2	2	96
Awaiting argument/conference	47	2	2	0	51
Awaiting draft opinion	61	1	3	0	65
Draft opinion circulating	37	1	0	0	38
Awaiting petition response	0	3	2	0	5
Awaiting petition decision	0	3	6	1	10
Awaiting rehearing/record return	2	0	0	0	2
Stayed or remanded	0	1	0	0	1
<b>Total</b>	<b>287</b>	<b>23</b>	<b>21</b>	<b>5</b>	<b>336</b>

**Table 1.06. Alaska Supreme Court — Time to Disposition, FY 2012**

Appeals decided by opinion or memorandum opinion & judgment (MO&J)*				Petitions, bar matters, original applications**			
	Percentile	Days	Months		Percentile	Days	Months
<b>Pre-submission to Court</b>				<b>File open — file closed</b>	50%	78	2.6
Notice of appeal to record certification	50%	35	1.2		75%	120	4.0
	75%	58	1.9		90%	378	12.6
	90%	97	3.2				
Record certification to last brief	50%	227	7.6	** This includes <i>all</i> petitions, bar matters, and original applications closed during the FY, whether by regular order, dismissal, or after full briefing and decision on the merits.			
	75%	310	10.3				
	90%	448	14.9				
Last brief to argument or submission	50%	75	2.5				
	75%	112	3.7				
	90%	148	4.9				
<b>Subtotal:</b> Number of days/month before submission to the court	50%	368	12.3				
	75%	476	15.9				
	90%	596	19.9				
<b>Submission to publication</b>							
Argument or conference to circulation of draft opinion or recommendation	50%	91	3.0				
	75%	147	4.9				
	90%	178	5.9				
Circulation of draft opinion or recommendation to publication	50%	79	2.6				
	75%	119	4.0				
	90%	264	8.8				
<b>Subtotal:</b> Number of days/months from submission to publication	50%	191	6.4				
	75%	286	9.5				
	90%	441	14.7				
<b>Post-publication motions</b>							
Publication to closing	50%	25	0.8				
	75%	35	1.2				
	90%	58	1.9				
<b>Total time from open to close</b>							
	50%	615	20.5				
	75%	804	26.8				
	90%	1,059	35.3				

\* This includes appeals closed during the FY that resulted in a published opinion or memorandum opinion & judgment; appeals that ended by dismissal or other closure are not included.





## Alaska Court of Appeals

**Table 2.01. Alaska Court of Appeals — Case Filings & Dispositions\*, FY 2008–2012**

	FY08	FY09	FY10	FY11	FY12
<b>Filings</b>					
Merit appeals	217	230	207	189	212
Sentence appeals	22	27	15	22	18
Petitions	26	34	29	32	31
Bail appeals/original applications	0	1	8	6	4
<b>Total</b>	<b>265</b>	<b>292</b>	<b>259</b>	<b>249</b>	<b>265</b>
<b>Dispositions</b>					
Merit appeals	189	226	497	198	205
Sentence appeals	27	27	28	14	22
Petitions	29	33	37	34	27
Bail appeals/original applications	1	0	9	7	3
<b>Total</b>	<b>246</b>	<b>286</b>	<b>571</b>	<b>253</b>	<b>257</b>
<b>Published</b>					
Full opinions	64	50	45	45	47
Memorandum opinions	112	142	119	102	140
<b>Total</b>	<b>176</b>	<b>192</b>	<b>164</b>	<b>147</b>	<b>187</b>
<b>Pending end-of-year</b>					
Merit appeals	591	653	417	411	423
Sentence appeals	16	22	16	26	23
Petitions	6	12	8	6	10
Bail appeals/original applications	0	1	2	1	1
<b>Total</b>	<b>613</b>	<b>688</b>	<b>443</b>	<b>444</b>	<b>457</b>

\* FY10 Dispositions and FY 08–09 Pending End-of-Year include cases filed under *Blakely v. Washington*.

**Table 2.02. Alaska Court of Appeals — Motions and Petitions for Rehearing, FY 2008–2012**

	FY08	FY09	FY10	FY11	FY12
<b>Filings</b>					
Petitions for rehearing	15	12	10	11	13
Full court motions	68	55	41	51	58
Individual judge motions	1,270	1,263	1,309	1,304	1,211
Routine (clerk) motions	772	752	725	677	667
<b>Total</b>	<b>2,125</b>	<b>2,082</b>	<b>2,085</b>	<b>2,043</b>	<b>1,949</b>
<b>Dispositions</b>					
Petitions for rehearing	15	11	7	11	13
Full court motions	63	58	34	52	57
Individual judge motions	1,232	1,239	1,285	1,275	1,209
Routine (clerk) motions	763	725	715	659	654
<b>Total</b>	<b>2,073</b>	<b>2,033</b>	<b>2,041</b>	<b>1,997</b>	<b>1,933</b>
<b>Pending end-of-year</b>					
Petitions for rehearing	0	0	2	1	1
Full court motions	10	3	6	4	6
Individual judge motions	79	30	33	42	22
Routine (clerk) motions	18	20	7	7	8
<b>Total</b>	<b>107</b>	<b>53</b>	<b>48</b>	<b>54</b>	<b>37</b>

**Table 2.03. Alaska Court of Appeals — Caseload Summary, FY 2012**

	Merit appeals	Sentence appeals	Petitions	Bail appeals/ original applications	Total
Pending beginning of year	411	26	6	1	<b>444</b>
Filings	212	18	31	4	<b>265</b>
Dispositions	205	22	27	3	<b>257</b>
Pending end of year	423	23	10	1	<b>457</b>

Table 2.04. Alaska Court of Appeals — Dispositions by Manner of Disposition, FY 2012

	Merit appeals	Sentence appeals	Petitions	Bail appeals/ original applications	Total
<b>Dispositions by published opinions</b>					
Affirmed	30	4	0	0	34
Reversed or vacated	10	0	2	0	12
Affirmed in part/reversed in part	1	0	0	0	1
Other (remanded, dismissed, etc.)	2	0	0	0	2
<b>Total</b>	<b>43</b>	<b>4</b>	<b>2</b>	<b>0</b>	<b>49</b>
<b>Summary dispositions on merits (memorandum opinions &amp; summary orders)</b>					
Affirmed	118	13	1	1	133
Reversed or vacated	5	1	0	0	6
Affirmed in part/Reversed in part	8	0	0	0	8
Other (remanded, etc.)	4	1	0	0	5
<b>Total</b>	<b>135</b>	<b>15</b>	<b>1</b>	<b>1</b>	<b>152</b>
<b>Petitions/applications granted*</b>	<b>0</b>	<b>0</b>	<b>1</b>	<b>0</b>	<b>1</b>
<b>Total dispositions on merits</b>	<b>178</b>	<b>19</b>	<b>4</b>	<b>1</b>	<b>202</b>
<b>Petition denials/orders not on merits</b>	<b>3</b>	<b>2</b>	<b>21</b>	<b>1</b>	<b>27</b>
<b>Dismissals</b>					
Stipulated to or by Appellant	17	1	1	0	19
On Motion of Appellee	2	0	0	0	2
<i>Sua Sponte</i> **	5	0	1	1	7
<b>Total dispositions not on merits</b>	<b>27</b>	<b>3</b>	<b>23</b>	<b>2</b>	<b>55</b>
<b>Total dispositions</b>	<b>205</b>	<b>22</b>	<b>27</b>	<b>3</b>	<b>257</b>

\* Granted petitions may or may not be closed during the fiscal year in which they are granted if briefing is ordered. Some of these matters may have been pending at the end of the year. Therefore the total number of dispositions on this chart may not be identical to the number of case dispositions shown on other charts.

\*\* *Sua Sponte* means orders issued by the court without motion by a party.

Table 2.05. Alaska Court of Appeals — Status of Cases Pending End of Year, FY 2012

	Merit appeals	Sentence appeals	Petitions	Bail appeals/ original applications	Total
Filing pending	7	0	3	0	10
Awaiting records/transcript	33	1	0	0	34
Briefing stage	286	18	3	0	307
Awaiting argument/conference	16	1	1	0	18
Awaiting draft opinion	48	1	0	0	49
Draft opinion circulating	20	2	1	0	23
Awaiting petition response	0	0	1	0	1
Awaiting petition decision	0	0	1	1	2
Awaiting rehearing/record return	13	0	0	0	13
Stayed or remanded	0	0	0	0	0
<b>Total</b>	<b>423</b>	<b>23</b>	<b>10</b>	<b>1</b>	<b>457</b>



**Statewide  
Trial  
Courts**

Chena River, Fairbanks (Fourth Judicial District)





---

# Statewide Trial Courts

## Trial Court Activity

### Filings

During FY 2012, 150,956 cases were filed in the trial courts, a decrease of 8.7 percent from 164,180 filings in FY 2011.

The FY 2012 Superior Court filings were 22,002, a 2 percent decrease from 22,440 in FY 2011. Felony filings decreased by 2.8 percent. The probate caseload increased by 3.6 percent.

The FY 2012 District Court filings were 128,954 — a decrease of 9 percent from FY 2011. Misdemeanor filings decreased by 7.8 percent. Domestic violence caseload increased by 10 percent.

### Dispositions

The trial courts disposed of 156,614 cases in FY 2012, a decrease of 2.5 percent from the 160,599 dispositions reported in FY 2011. To reduce the backlog of cases awaiting disposition, courts aspire to have a clearance rate of 100 percent or higher, which means that they have cleared (i.e., disposed of) at least as many cases as were filed in the period. The clearance rate for trial court cases was 104 percent in FY 2012.

### Explanatory Notes

#### *Felony Filings*

Most felony cases are initiated in District Court, and then transferred to Superior Court after indictment by a grand jury or the filing of an information. Since most of the activity in a felony case typically occurs in Superior Court, felony cases are reported as Superior Court filings regardless of where they began. Tables showing felony cases initiated in the District Courts are provided for informational purposes (page 124). These tables are not included in the District Court totals, but should be considered when evaluating the workload of a District Court.

#### *Criminal Case Categorization*

Criminal cases are categorized based on the most serious charge at filing. For example, if a defendant is charged with a felony and two misdemeanors, the case is counted as a felony. If the felony charge is subsequently reduced to a misdemeanor, the case type does not change; the case is still categorized as a felony for reporting purposes.

#### *Reopened Cases*

The criminal filing statistics in this report include only new case filings and do not include petitions to revoke probation or other proceedings that cause the court to reopen a case. Likewise, the domestic relations filing statistics include only new case filings and do not include post-judgment motions to modify custody, support, or visitation. This post-judgment activity significantly impacts the trial court workload and tables showing this activity are provided for informational purposes. The number of petitions to revoke probation in felony and misdemeanor cases can be found on pages 90 and 125. The number of filings of motions to modify custody, support, or visitation can be found on page 98.

---

### *Domestic Violence Cases*

Domestic violence and stalking cases may be filed in either District or Superior Court, but District Courts handle the vast majority. To make it easier to see the total number of domestic violence cases that were filed, domestic violence and stalking cases filed in the Superior Court are counted with the District Court cases.

---

## Statewide Trial Courts

**Table 3.01. Total Statewide Trial Court Case Filings — Superior Court Trial Sites  
FY 12**

Court	Superior Court		District Court				Total	
	Filings	% of Superior Court total	Non-minor offense filings	Minor offense filings	Total filings	% of District Court total	Filings	% of statewide total
Anchorage	10,137	46.1%	23,483	25,794	49,277	38.2%	59,414	39.4%
Barrow	269	1.2%	791	259	1,050	0.8%	1,319	0.9%
Bethel	664	3.0%	1,586	352	1,938	1.5%	2,602	1.7%
Cordova	56	0.3%	219	131	350	0.3%	406	0.3%
Craig	94	0.4%	399	249	648	0.5%	742	0.5%
Delta Junction	38	0.2%	160	912	1,072	0.8%	1,110	0.7%
Dillingham	221	1.0%	539	269	808	0.6%	1,029	0.7%
Fairbanks	2,745	12.5%	6,081	8,906	14,987	11.6%	17,732	11.7%
Glennallen	81	0.4%	236	2,032	2,268	1.8%	2,349	1.6%
Homer	319	1.4%	937	2,053	2,990	2.3%	3,309	2.2%
Juneau	1,089	4.9%	2,929	1,993	4,922	3.8%	6,011	4.0%
Kenai	1,190	5.4%	3,088	6,564	9,652	7.5%	10,842	7.2%
Ketchikan	641	2.9%	1,503	687	2,190	1.7%	2,831	1.9%
Kodiak	355	1.6%	762	704	1,466	1.1%	1,821	1.2%
Kotzebue	355	1.6%	931	163	1,094	0.8%	1,449	0.9%
Naknek	57	0.3%	255	123	378	0.3%	435	0.3%
Nome	339	1.5%	1,011	264	1,275	1.0%	1,614	1.1%
Palmer	2,241	10.2%	5,655	15,701	21,356	16.6%	23,597	15.6%
Petersburg	72	0.3%	212	89	301	0.2%	373	0.2%
Seward	99	0.5%	454	2,860	3,314	2.6%	3,413	2.3%
Sitka	246	1.1%	627	541	1,168	0.9%	1,414	0.9%
Tok	50	0.2%	157	328	485	0.4%	535	0.3%
Unalaska	76	0.3%	239	370	609	0.5%	685	0.4%
Valdez	99	0.5%	297	324	621	0.5%	720	0.5%
Wrangell	59	0.3%	185	41	226	0.2%	285	0.2%
<b>Subtotal</b>	<b>21,592</b>	<b>98.1%</b>	<b>52,736</b>	<b>71,709</b>	<b>124,445</b>	<b>96.5%</b>	<b>146,037</b>	<b>96.7%</b>
Cases from other courts	410	1.9%	2,068	2,441	4,509	3.5%	4,919	3.3%
<b>Statewide total</b>	<b>22,002</b>	<b>100.0%</b>	<b>54,804</b>	<b>74,150</b>	<b>128,954</b>	<b>100.0%</b>	<b>150,956</b>	<b>100.0%</b>
1st District	2,225	10.1%	6,229	3,806	10,035	7.8%	12,260	8.1%
2nd District	978	4.5%	2,830	705	3,535	2.7%	4,513	3.0%
3rd District	14,987	68.1%	36,399	56,938	93,337	72.4%	108,324	71.8%
4th District	3,812	17.3%	9,346	12,701	22,047	17.1%	25,859	17.1%

**Table 3.02. Total Statewide Trial Court Case Filings — Other Courts  
FY 12**

Court	Superior Court		District Court				Total	
	Filings	% of Superior Court total	Non-minor offense filings	Minor offense filings	Total filings	% of District Court total	Filings	% of statewide total
Angoon	8	0.0%	20	6	26	0.0%	34	0.0%
Aniak	59	0.3%	129	12	141	0.1%	200	0.1%
Chevak	42	0.2%	267	6	273	0.2%	315	0.2%
Emmonak	69	0.3%	208	43	251	0.2%	320	0.2%
Fort Yukon	18	0.1%	152	7	159	0.1%	177	0.1%
Galena	26	0.1%	90	4	94	0.1%	120	0.1%
Haines	5	0.0%	129	70	199	0.2%	204	0.1%
Healy*			Served by Nenana					
Hoonah	4	0.0%	51	29	80	0.1%	84	0.1%
Hooper Bay	10	0.1%	74	0	74	0.1%	84	0.1%
Kake	1	0.0%	28	11	39	0.0%	40	0.0%
McGrath	8	0.0%	24	2	26	0.0%	34	0.0%
Nenana	36	0.2%	199	2,096	2,295	1.8%	2,331	1.5%
Sand Point	33	0.2%	164	13	177	0.1%	210	0.2%
Skagway	3	0.0%	27	52	79	0.1%	82	0.1%
St. Marys	46	0.2%	197	30	227	0.2%	273	0.2%
St. Paul	23	0.1%	71	0	71	0.1%	94	0.1%
Tanana	1	0.0%	22	3	25	0.0%	26	0.0%
Unalakleet	15	0.1%	97	19	116	0.1%	131	0.1%
Yakutat	3	0.0%	119	38	157	0.1%	160	0.1%
<b>Total</b>	<b>410</b>	<b>1.9%</b>	<b>2,068</b>	<b>2,441</b>	<b>4,509</b>	<b>3.5%</b>	<b>4,919</b>	<b>3.3%</b>

\* Healy court closed in FY10.





---

# Superior Court Activity



Kodiak Island (Third Judicial District)



**Table 4.01. Total Superior Court Case Filings — Superior Court Trial Sites FY 10 – FY 12**

Court	FY 10	FY 11	FY 12	Change	
				FY 10 to FY 12	FY 11 to FY 12
Anchorage	10,241	10,585	10,137	-1%	-4%
Barrow	223	222	269	21%	21%
Bethel	692	782	664	-4%	-15%
Cordova	50	42	56	12%	33%
Craig	81	81	94	16%	16%
Delta Junction	30	39	38	27%	-3%
Dillingham	186	207	221	19%	7%
Fairbanks	3,080	2,869	2,745	-11%	-4%
Glennallen	63	71	81	29%	14%
Homer	288	317	319	11%	1%
Juneau	1,133	1,158	1,089	-4%	-6%
Kenai	1,141	1,216	1,190	4%	-2%
Ketchikan	513	561	641	25%	14%
Kodiak	287	300	355	24%	18%
Kotzebue	259	286	355	37%	24%
Naknek	80	67	57	-29%	-15%
Nome	311	378	339	9%	-10%
Palmer	1,910	2,230	2,241	17%	0%
Petersburg	63	72	72	14%	0%
Seward	86	112	99	15%	-12%
Sitka	204	191	246	21%	29%
Tok	34	20	50	47%	150%
Unalaska	85	50	76	-11%	52%
Valdez	91	94	99	9%	5%
Wrangell	54	70	59	9%	-16%
<b>Subtotal</b>	<b>21,185</b>	<b>22,020</b>	<b>21,592</b>	<b>2%</b>	<b>-2%</b>
Superior Court cases from other courts	302	420	410	36%	-2%
<b>Total</b>	<b>21,487</b>	<b>22,440</b>	<b>22,002</b>	<b>2%</b>	<b>-2%</b>
1st District	2,057	2,153	2,225	8%	3%
2nd District	812	904	978	20%	8%
3rd District	14,553	15,342	14,987	3%	-2%
4th District	4,065	4,041	3,812	-6%	-6%

N/S: Numbers 10 or less are not compared statistically.

**Table 4.02. Total Superior Court Case Filings — Other Courts FY 10 – FY 12**

Court	FY 10	FY 11	FY 12	Change	
				FY 10 to FY 12	FY 11 to FY 12
Angoon	0	4	8	N/S	N/S
Aniak	44	52	59	34%	13%
Chevak	30	72	42	40%	-42%
Emmonak	42	70	69	64%	-1%
Fort Yukon	23	15	18	-22%	20%
Galena	24	33	26	8%	-21%
Haines	5	9	5	N/S	N/S
Healy*	7	Served by Nenana		N/S	N/S
Hoonah	2	3	4	N/S	N/S
Hooper Bay	0	0	10	N/S	N/S
Kake	2	1	1	N/S	N/S
McGrath	7	11	8	N/S	N/S
Nenana	13	19	36	177%	89%
Sand Point	38	38	33	-13%	-13%
Skagway	0	0	3	N/S	N/S
St. Mary's	38	56	46	21%	-18%
St. Paul	7	13	23	N/S	77%
Tanana	1	3	1	N/S	N/S
Unalakleet	19	18	15	-21%	-17%
Yakutat	0	3	3	N/S	N/S
<b>Total</b>	<b>302</b>	<b>420</b>	<b>410</b>	<b>36%</b>	<b>-2%</b>
1st District	9	20	24	N/S	20%
2nd District	19	18	15	-21%	-17%
3rd District	45	51	56	24%	10%
4th District	229	331	315	38%	-5%

\* Healy court closed in FY10.

N/S: Numbers 10 or less are not compared statistically.



**Table 4.03 Total Superior Court Case Dispositions —  
Superior Court Trial Sites  
FY 10 – FY 12**

Court	FY 10	FY 11	FY 12	Change	
				FY 10 to FY 12	FY 11 to FY 12
Anchorage	9,692	10,563	9,664	0%	-9%
Barrow	203	190	204	0%	7%
Bethel	663	696	728	10%	5%
Cordova	51	36	46	-10%	28%
Craig	72	74	97	35%	31%
Delta Junction	29	36	38	31%	6%
Dillingham	137	184	214	56%	16%
Fairbanks	2,976	2,801	2,624	-12%	-6%
Glennallen	61	65	50	-18%	-23%
Homer	270	319	285	6%	-11%
Juneau	1,100	1,062	1,018	-7%	-4%
Kenai	1,148	1,231	1,157	1%	-6%
Ketchikan	495	512	622	26%	21%
Kodiak	284	289	314	11%	9%
Kotzebue	275	280	332	21%	19%
Naknek	66	54	60	-9%	11%
Nome	338	341	347	3%	2%
Palmer	1,756	1,893	2,182	24%	15%
Petersburg	64	70	52	-19%	-26%
Seward	84	94	106	26%	13%
Sitka	215	190	190	-12%	0%
Tok	33	24	40	21%	67%
Unalaska	65	62	70	8%	13%
Valdez	86	99	85	-1%	-14%
Wrangell	51	66	63	24%	-5%
<b>Subtotal</b>	<b>20,214</b>	<b>21,231</b>	<b>20,588</b>	<b>2%</b>	<b>-3%</b>
Superior Court cases from other courts	284	316	404	42%	28%
<b>Total</b>	<b>20,498</b>	<b>21,547</b>	<b>20,992</b>	<b>2%</b>	<b>-3%</b>
1st District	2,006	1,987	2,062	3%	4%
2nd District	828	829	900	9%	9%
3rd District	13,737	14,934	14,281	4%	-4%
4th District	3,927	3,797	3,749	-5%	-1%

N/S: Numbers 10 or less are not compared statistically.

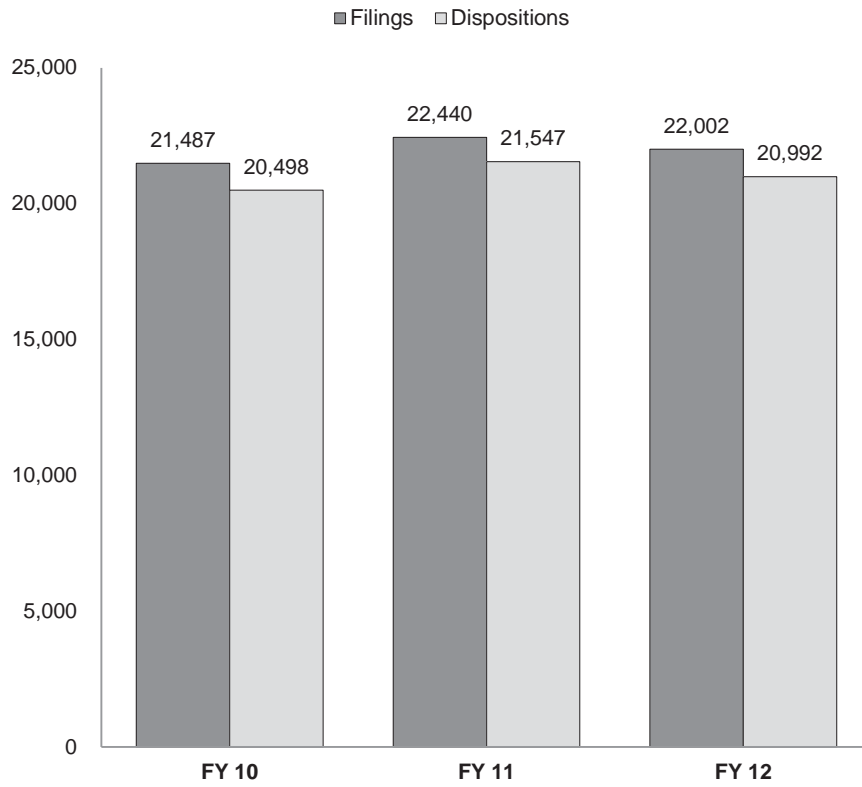
**Table 4.04. Total Superior Court Case Dispositions — Other Courts  
FY 10 – FY 12**

Court	FY 10	FY 11	FY 12	Change	
				FY 10 to FY 12	FY 11 to FY 12
Angoon	0	2	4	N/S	N/S
Aniak	41	46	65	59%	41%
Chevak	36	37	56	56%	51%
Emmonak	36	46	58	61%	26%
Fort Yukon	26	15	12	-54%	-20%
Galena	25	31	26	4%	-16%
Haines	5	8	5	N/S	N/S
Healy*	10	Served by Nenana		N/S	N/S
Hoonah	2	1	3	N/S	N/S
Hooper Bay	0	0	3	N/S	N/S
Kake	2	1	1	N/S	N/S
McGrath	7	7	10	N/S	N/S
Nenana	16	16	28	75%	75%
Sand Point	32	35	32	0%	-9%
Skagway	0	0	2	N/S	N/S
St. Mary's	29	41	58	100%	41%
St. Paul	5	10	16	N/S	N/S
Tanana	0	1	3	N/S	N/S
Unalakleet	12	18	17	42%	-6%
Yakutat	0	1	5	N/S	N/S
<b>Total</b>	<b>284</b>	<b>316</b>	<b>404</b>	<b>42%</b>	<b>28%</b>
1st District	9	13	20	N/S	54%
2nd District	12	18	17	42%	-6%
3rd District	37	45	48	30%	7%
4th District	226	240	319	41%	33%

\* Healy court closed in FY10.

N/S: Numbers 10 or less are not compared statistically.

**Figure 4.01. Superior Court Filing and Disposition Trends  
FY 10 – FY 12**



**Table 4.05. Superior Court Clearance Rates — Superior Court Trial Sites  
FY 11 – FY 12**

Court	Filings		Dispositions		Clearance rates	
	FY 12	Change from FY 11	FY 12	Change from FY 11	FY 11	FY 12
Anchorage	10,137	-4%	9,664	-9%	100%	95%
Barrow	269	21%	204	7%	86%	76%
Bethel	664	-15%	728	5%	89%	110%
Cordova	56	33%	46	28%	86%	82%
Craig	94	16%	97	31%	91%	103%
Delta Junction	38	-3%	38	6%	92%	100%
Dillingham	221	7%	214	16%	89%	97%
Fairbanks	2,745	-4%	2,624	-6%	98%	96%
Glennallen	81	14%	50	-23%	92%	62%
Homer	319	1%	285	-11%	101%	89%
Juneau	1,089	-6%	1,018	-4%	92%	94%
Kenai	1,190	-2%	1,157	-6%	101%	97%
Ketchikan	641	14%	622	21%	91%	97%
Kodiak	355	18%	314	9%	96%	89%
Kotzebue	355	24%	332	19%	98%	94%
Naknek	57	-15%	60	11%	81%	105%
Nome	339	-10%	347	2%	90%	102%
Palmer	2,241	0%	2,182	15%	85%	97%
Petersburg	72	0%	52	-26%	97%	72%
Seward	99	-12%	106	13%	84%	107%
Sitka	246	29%	190	0%	100%	77%
Tok	50	150%	40	67%	120%	80%
Unalaska	76	52%	70	13%	124%	92%
Valdez	99	5%	85	-14%	105%	86%
Wrangell	59	-16%	63	-5%	94%	107%
<b>Subtotal</b>	<b>21,592</b>	<b>-2%</b>	<b>20,588</b>	<b>-3%</b>	<b>96%</b>	<b>95%</b>
Superior Court cases from other courts	410	-2%	404	28%	75%	99%
<b>Total</b>	<b>22,002</b>	<b>-2%</b>	<b>20,992</b>	<b>-3%</b>	<b>96%</b>	<b>95%</b>
1st District	2,225	3%	2,062	4%	92%	93%
2nd District	978	8%	900	9%	92%	92%
3rd District	14,987	-2%	14,281	-4%	97%	95%
4th District	3,812	-6%	3,749	-1%	94%	98%

Clearance rate measures whether a court is keeping up with its incoming caseload. Courts aspire to clear (i.e., dispose of) at least as many cases as have been filed in a period by having a clearance rate of 100 percent or higher.

**Table 4.06. Superior Court Clearance Rates — Other Courts  
FY 11 – FY 12**

Court	Filings		Dispositions		Clearance rates	
	FY 12	Change from FY 11	FY 12	Change from FY 11	FY 11	FY 12
Angoon	8	N/S	4	N/S	N/S	N/S
Aniak	59	13%	65	41%	89%	110%
Chevak	42	-42%	56	51%	51%	133%
Emmonak	69	-1%	58	26%	66%	84%
Fort Yukon	18	20%	12	-20%	100%	67%
Galena	26	-21%	26	-16%	94%	100%
Haines	5	N/S	5	N/S	N/S	N/S
Healy*			Served by Nenana			
Hoonah	4	N/S	3	N/S	N/S	N/S
Hooper Bay	10	N/S	3	N/S	N/S	N/S
Kake	1	N/S	1	N/S	N/S	N/S
McGrath	8	N/S	10	N/S	N/S	N/S
Nenana	36	89%	28	75%	84%	78%
Sand Point	33	-13%	32	-9%	92%	97%
Skagway	3	N/S	2	N/S	N/S	N/S
St. Mary's	46	-18%	58	41%	73%	126%
St. Paul	23	77%	16	N/S	N/S	70%
Tanana	1	N/S	3	N/S	N/S	N/S
Unalakleet	15	-17%	17	-6%	100%	113%
Yakutat	3	N/S	5	N/S	N/S	N/S
<b>Total</b>	<b>410</b>	<b>-2%</b>	<b>404</b>	<b>28%</b>	<b>75%</b>	<b>99%</b>
1st District	24	20%	20	54%	65%	83%
2nd District	15	-17%	17	-6%	100%	113%
3rd District	56	10%	48	7%	88%	86%
4th District	315	-5%	319	33%	73%	101%

Clearance rate measures whether a court is keeping up with its incoming caseload. Courts aspire to clear (i.e., dispose of) at least as many cases as have been filed in a period by having a clearance rate of 100 percent or higher.

\* Healy court closed in FY10.

N/S: Numbers 10 or less are not compared statistically.

**Table 4.07. Superior Court Filings by Case Type — Superior Court Trial Sites  
FY 12**

Court	Felony	CINA	Delinquency	Domestic relations	General civil	Probate	Total
Anchorage	2,565	627	379	2,572	1,277	2,717	10,137
Barrow	127	15	23	45	16	43	269
Bethel	223	106	39	81	96	119	664
Cordova	28	2	2	10	5	9	56
Craig	35	5	9	29	3	13	94
Delta Junction	17	0	4	15	1	1	38
Dillingham	127	10	15	12	32	25	221
Fairbanks	665	210	95	843	305	627	2,745
Glennallen	18	25	3	17	5	13	81
Homer	105	9	19	79	44	63	319
Juneau	224	100	60	226	126	353	1,089
Kenai	404	70	60	309	130	217	1,190
Ketchikan	136	53	67	118	53	214	641
Kodiak	137	17	27	75	31	68	355
Kotzebue	178	34	20	53	22	48	355
Naknek	33	7	3	6	3	5	57
Nome	141	27	54	44	34	39	339
Palmer	600	307	98	655	237	344	2,241
Petersburg	20	0	12	12	11	17	72
Seward	48	0	0	22	13	16	99
Sitka	46	26	10	73	30	61	246
Tok	24	0	6	17	1	2	50
Unalaska	46	0	0	23	4	3	76
Valdez	12	15	3	30	18	21	99
Wrangell	6	0	5	9	7	32	59
<b>Sub-total</b>	<b>5,965</b>	<b>1,665</b>	<b>1,013</b>	<b>5,375</b>	<b>2,504</b>	<b>5,070</b>	<b>21,592</b>
Superior Court cases from other courts	309	39	53	5	3	1	410
<b>Total</b>	<b>6,274</b>	<b>1,704</b>	<b>1,066</b>	<b>5,380</b>	<b>2,507</b>	<b>5,071</b>	<b>22,002</b>
% of total	28.5	7.7	4.8	24.5	11.4	23.1	100.0
1st District	491	184	163	467	230	690	2,225
2nd District	461	76	97	142	72	130	978
3rd District	4,168	1,089	617	3,810	1,801	3,502	14,987
4th District	1,154	355	189	961	404	749	3,812

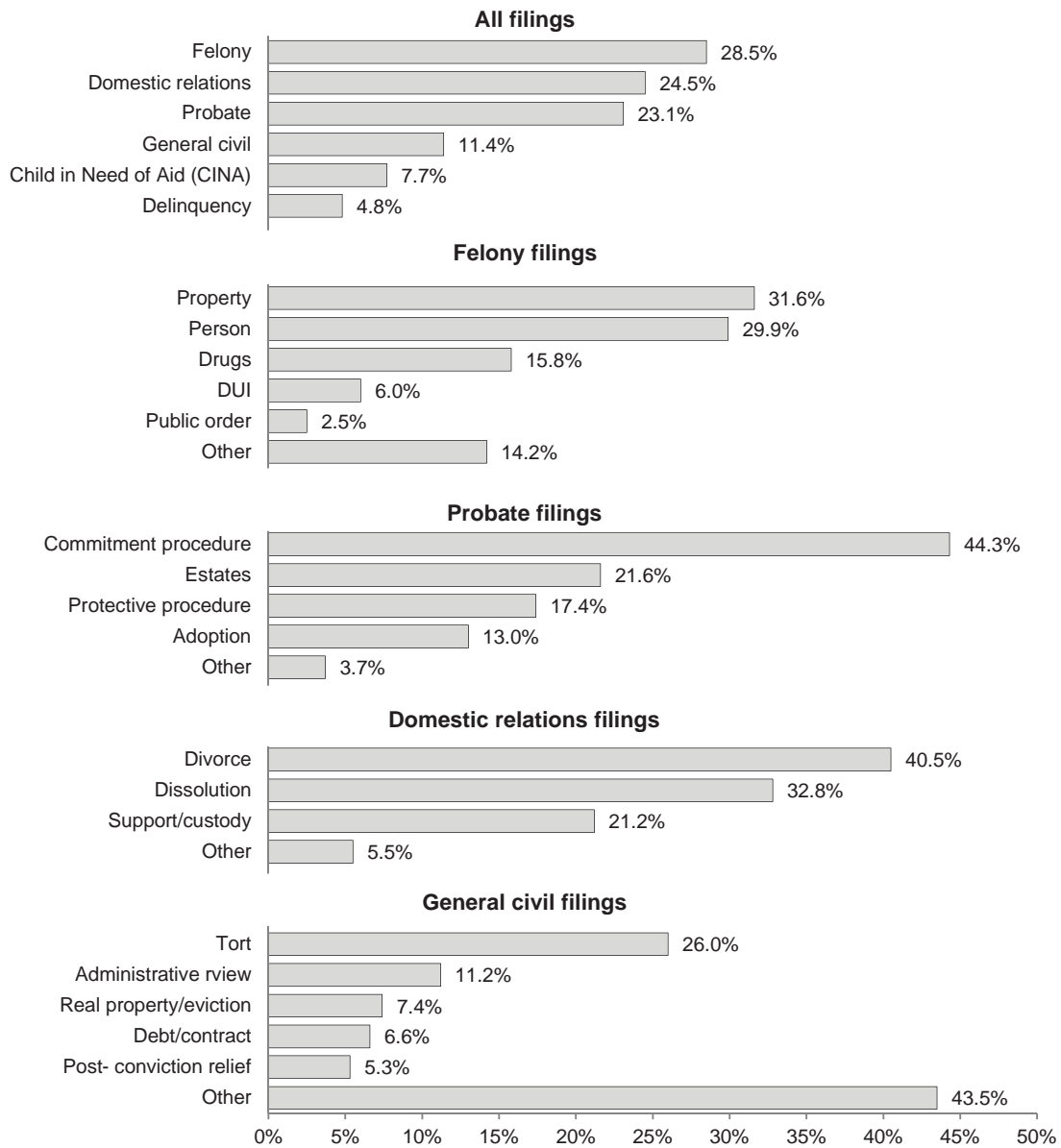
**Table 4.08. Superior Court Filings by Case Type — Other Courts  
FY 12**

Court	Felony	CINA	Delinquency	Domestic relations	General civil	Probate	Total
Angoon	8	0	0	0	0	0	8
Aniak	45	8	6	0	0	0	59
Chevak	26	12	4	0	0	0	42
Emmonak	43	13	13	0	0	0	69
Fort Yukon	16	0	2	0	0	0	18
Galena	18	0	7	0	1	0	26
Haines	5	0	0	0	0	0	5
Healy*				Served by Nenana			
Hoonah	4	0	0	0	0	0	4
Hooper Bay	10	0	0	0	0	0	10
Kake	1	0	0	0	0	0	1
McGrath	1	5	2	0	0	0	8
Nenana	30	0	2	4	0	0	36
Sand Point	26	0	5	0	2	0	33
Skagway	3	0	0	0	0	0	3
St. Mary's	35	1	9	1	0	0	46
St. Paul	19	0	3	0	0	1	23
Tanana	1	0	0	0	0	0	1
Unalakleet	15	0	0	0	0	0	15
Yakutat	3	0	0	0	0	0	3
<b>Total</b>	<b>309</b>	<b>39</b>	<b>53</b>	<b>5</b>	<b>3</b>	<b>1</b>	<b>410</b>
% of total	75.4	9.5	12.9	1.2	0.7	0.3	100.0
1st District	24	0	0	0	0	0	24
2nd District	15	0	0	0	0	0	15
3rd District	45	0	8	0	2	1	56
4th District	225	39	45	5	1	0	315

\* Healy court closed in FY10.

**Figure 4.02. Composition of Superior Court Filings  
FY 12**

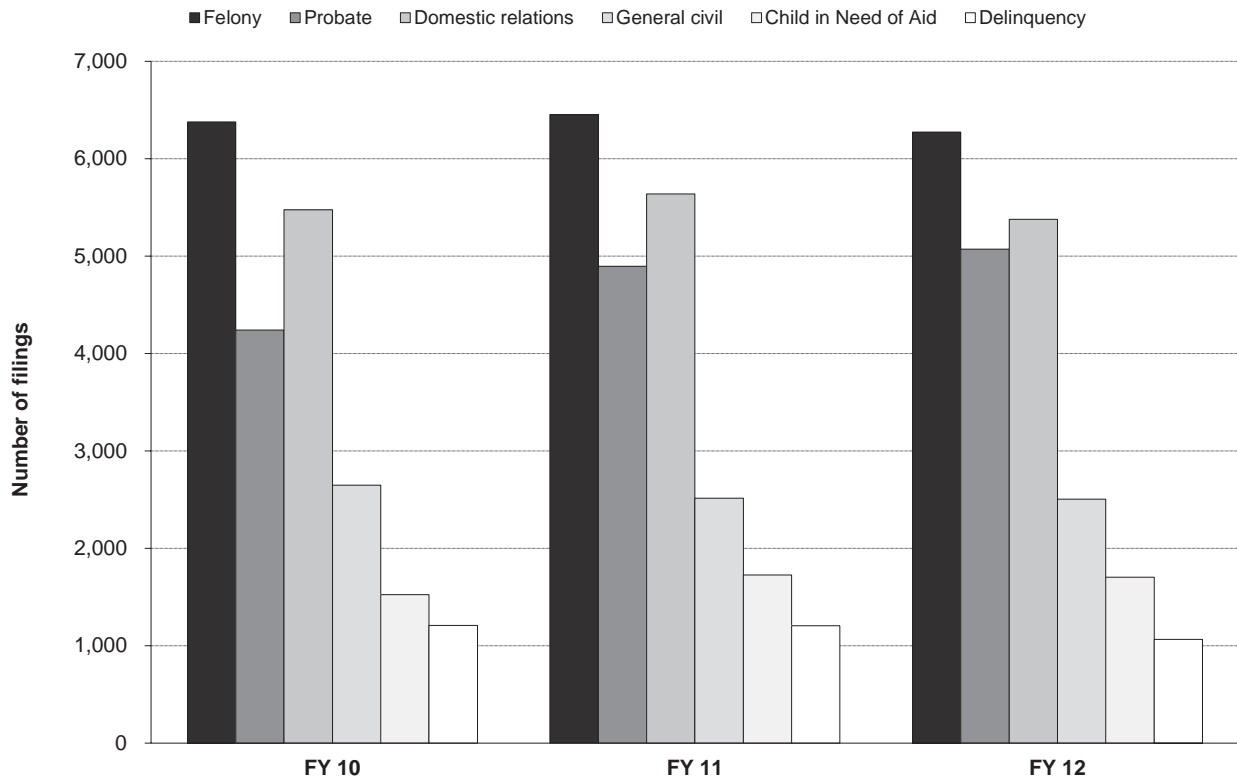
Percentages within categories.



This chart analyzes the types of cases filed in Superior Court during FY12. Felony case filings are the major case filing type, comprising 28.5% of total case filings. Domestic relations cases are second with 24.5% of the filings.



**Figure 4.03. Superior Court Filing Trends by Case Type  
FY 10 – FY 12**



Filing Type	FY 10	FY 11	FY 12	FY 10 to FY 12 change	FY 11 to FY 12 change
Felony	6,380	6,454	6,274	-2%	-3%
Probate	4,242	4,897	5,071	20%	4%
Domestic relations	5,478	5,639	5,380	-2%	-5%
General civil	2,650	2,515	2,507	-5%	0%
Child in Need of Aid	1,526	1,728	1,704	12%	-1%
Delinquency	1,211	1,207	1,066	-12%	-12%
<b>Total</b>	<b>21,487</b>	<b>22,440</b>	<b>22,002</b>	<b>2%</b>	<b>-2%</b>

**Table 4.09. Superior Court Dispositions by Case Type — Superior Court Trial Sites  
FY 12**

Court	Felony	CINA	Delinquency	Domestic relations	General civil	Probate	Total
Anchorage	2,584	523	264	2,619	1,282	2,392	9,664
Barrow	100	13	12	45	18	16	204
Bethel	280	148	42	81	83	94	728
Cordova	25	2	2	6	3	8	46
Craig	40	2	13	26	4	12	97
Delta Junction	19	0	3	15	0	1	38
Dillingham	137	7	10	15	24	21	214
Fairbanks	684	165	74	860	284	557	2,624
Glennallen	22	8	4	10	2	4	50
Homer	113	7	22	72	27	44	285
Juneau	213	92	58	221	119	315	1,018
Kenai	383	66	69	294	118	227	1,157
Ketchikan	165	43	58	122	50	184	622
Kodiak	122	4	23	69	37	59	314
Kotzebue	173	25	17	49	20	48	332
Naknek	30	6	3	5	10	6	60
Nome	143	29	56	45	32	42	347
Palmer	548	241	105	700	240	348	2,182
Petersburg	14	0	8	10	7	13	52
Seward	51	2	0	21	16	16	106
Sitka	38	18	7	58	19	50	190
Tok	22	0	6	11	1	0	40
Unalaska	40	0	1	22	4	3	70
Valdez	14	16	1	23	16	15	85
Wrangell	9	0	11	8	5	30	63
<b>Subtotal</b>	<b>5,969</b>	<b>1,417</b>	<b>869</b>	<b>5,407</b>	<b>2,421</b>	<b>4,505</b>	<b>20,588</b>
Superior Court cases from other courts	327	29	39	4	3	2	404
<b>Total</b>	<b>6,296</b>	<b>1,446</b>	<b>908</b>	<b>5,411</b>	<b>2,424</b>	<b>4,507</b>	<b>20,992</b>
% of total	30.0	6.9	4.3	25.8	11.5	21.5	100.0
1st District	499	155	155	445	204	604	2,062
2nd District	433	67	85	139	70	106	900
3rd District	4,112	884	504	3,856	1,781	3,144	14,281
4th District	1,252	340	164	971	369	653	3,749

**Table 4.10. Superior Court Dispositions by Case Type — Other Courts  
FY 12**

Court	Felony	CINA	Delinquency	Domestic relations	General civil	Probate	Total
Angoon	4	0	0	0	0	0	4
Aniak	53	8	4	0	0	0	65
Chevak	45	8	3	0	0	0	56
Emmonak	41	2	14	1	0	0	58
Fort Yukon	11	0	1	0	0	0	12
Galena	16	0	8	0	1	1	26
Haines	5	0	0	0	0	0	5
Healy*				Served by Nenana			
Hoonah	3	0	0	0	0	0	3
Hooper Bay	3	0	0	0	0	0	3
Kake	1	0	0	0	0	0	1
McGrath	5	2	2	1	0	0	10
Nenana	25	0	1	2	0	0	28
Sand Point	29	1	0	0	2	0	32
Skagway	2	0	0	0	0	0	2
St. Mary's	45	7	6	0	0	0	58
St. Paul	14	1	0	0	0	1	16
Tanana	3	0	0	0	0	0	3
Unalakleet	17	0	0	0	0	0	17
Yakutat	5	0	0	0	0	0	5
<b>Total</b>	<b>327</b>	<b>29</b>	<b>39</b>	<b>4</b>	<b>3</b>	<b>2</b>	<b>404</b>
1st District	20	0	0	0	0	0	20
2nd District	17	0	0	0	0	0	17
3rd District	43	2	0	0	2	1	48
4th District	247	27	39	4	1	1	319

\* Healy court closed in FY10.

**Table 4.11. Felony Case Filings — Superior Court Trial Sites  
FY 10 – FY 12**

Court	FY 10	FY 11	FY 12	Change	
				FY 10 to FY 12	FY 11 to FY 12
Anchorage	3,026	2,809	2,565	-15%	-9%
Barrow	95	69	127	34%	84%
Bethel	200	270	223	12%	-17%
Cordova	18	20	28	56%	40%
Craig	27	34	35	30%	3%
Delta Junction	16	17	17	6%	0%
Dillingham	85	120	127	49%	6%
Fairbanks	780	694	665	-15%	-4%
Glennallen	28	25	18	-36%	-28%
Homer	75	123	105	40%	-15%
Juneau	215	217	224	4%	3%
Kenai	357	411	404	13%	-2%
Ketchikan	130	148	136	5%	-8%
Kodiak	88	102	137	56%	34%
Kotzebue	124	130	178	44%	37%
Naknek	41	29	33	-20%	14%
Nome	112	147	141	26%	-4%
Palmer	541	599	600	11%	0%
Petersburg	12	11	20	67%	82%
Seward	29	53	48	66%	-9%
Sitka	28	40	46	64%	15%
Tok	17	14	24	41%	71%
Unalaska	58	27	46	-21%	70%
Valdez	21	23	12	-43%	-48%
Wrangell	7	15	6	N/S	N/S
<b>Subtotal</b>	<b>6,130</b>	<b>6,147</b>	<b>5,965</b>	<b>-3%</b>	<b>-3%</b>
Felony cases from other courts	250	307	309	24%	1%
<b>Total</b>	<b>6,380</b>	<b>6,454</b>	<b>6,274</b>	<b>-2%</b>	<b>-3%</b>
1st District	615	703	692	13%	-2%
2nd District	340	364	470	38%	29%
3rd District	4,386	4,359	4,138	-6%	-5%
4th District	1,039	1,028	974	-6%	-5%

N/S: Numbers 10 or less are not compared statistically.

**Table 4.12. Felony Case Filings — Other Courts  
FY 10 – FY 12**

Court	FY 10	FY 11	FY 12	Change	
				FY 10 to FY 12	FY 11 to FY 12
Angoon	0	4	8	N/S	N/S
Aniak	43	41	45	5%	10%
Chevak	29	58	26	-10%	-55%
Emmonak	36	39	43	19%	10%
Fort Yukon	21	12	16	-24%	33%
Galena	14	20	18	29%	-10%
Haines	5	9	5	N/S	N/S
Healy*	5	Served by Nenana		N/S	N/S
Hoonah	2	2	4	N/S	N/S
Hooper Bay	0	0	10	N/S	N/S
Take	2	1	1	N/S	N/S
McGrath	7	8	1	N/S	N/S
Nenana	8	17	30	N/S	76%
Sand Point	23	29	26	13%	-10%
Skagway	0	0	3	N/S	N/S
St. Mary's	33	40	35	6%	-12%
St. Paul	3	4	19	N/S	N/S
Tanana	0	3	1	N/S	N/S
Unalakleet	19	18	15	-21%	-17%
Yakutat	0	2	3	N/S	N/S
<b>Total</b>	<b>250</b>	<b>307</b>	<b>309</b>	<b>24%</b>	<b>1%</b>
1st District	9	18	24	N/S	33%
2nd District	19	18	15	-21%	-17%
3rd District	26	33	45	73%	36%
4th District	196	238	225	15%	-5%

\* Healy court closed in FY10.

N/S: Numbers 10 or less are not compared statistically.

Table 4.13. Felony Filings by Case Type — Superior Court Trial Sites  
FY 12

Court	Person	Property	Drugs	Weapon	Public order	DUI	Reckless driving	Motor vehicle — other	Protective order violation	Fish & Game	Other	Total
Anchorage	759	882	394	39	46	135	0	34	1	0	275	2,565
Barrow	57	22	15	2	13	6	0	4	0	0	8	127
Bethel	106	50	20	5	7	16	0	2	0	1	16	223
Cordova	5	9	9	0	0	1	0	2	0	0	2	28
Craig	12	14	3	1	0	2	0	1	0	0	2	35
Delta Junction	4	9	1	0	0	1	0	0	0	0	2	17
Dillingham	59	34	8	0	10	7	0	1	0	0	8	127
Fairbanks	169	220	89	12	3	42	0	31	0	0	99	665
Glennallen	7	3	3	1	1	2	0	1	0	0	0	18
Homer	28	28	24	2	1	9	0	4	0	0	9	105
Juneau	34	85	53	5	1	11	0	4	0	0	31	224
Kenai	93	117	96	13	1	27	0	6	0	1	50	404
Ketchikan	18	50	48	1	2	1	0	3	0	0	13	136
Kodiak	49	41	18	1	0	7	0	5	0	16	0	137
Kotzebue	68	54	5	2	23	6	0	4	0	0	16	178
Naknek	21	9	0	0	0	3	0	0	0	0	0	33
Nome	59	31	18	3	15	5	0	1	0	0	9	141
Palmer	107	180	149	24	4	65	0	25	0	0	46	600
Petersburg	5	8	4	0	1	0	0	0	0	0	2	20
Seward	12	14	8	1	0	8	0	1	0	0	4	48
Sitka	15	17	7	1	0	3	0	3	0	0	0	46
Tok	8	8	0	2	0	1	0	0	0	0	5	24
Unalaska	15	24	3	0	0	1	0	0	0	0	3	46
Valdez	4	7	1	0	0	0	0	0	0	0	0	12
Wrangell	2	2	0	1	0	0	0	0	0	0	1	6
<b>Subtotal</b>	<b>1,716</b>	<b>1,918</b>	<b>976</b>	<b>116</b>	<b>128</b>	<b>359</b>	<b>0</b>	<b>132</b>	<b>1</b>	<b>18</b>	<b>601</b>	<b>5,965</b>
Felony cases from other courts	157	62	16	4	26	19	0	1	1	3	20	309
<b>Total</b>	<b>1,873</b>	<b>1,980</b>	<b>992</b>	<b>120</b>	<b>154</b>	<b>378</b>	<b>0</b>	<b>133</b>	<b>2</b>	<b>21</b>	<b>621</b>	<b>6,274</b>
% of total	29.9	31.6	15.8	1.9	2.5	6.0	0.0	2.1	0.0	0.3	9.9	100.0
1st District	94	183	117	9	7	19	0	11	1	0	50	491
2nd District	188	114	38	7	52	20	0	9	0	0	33	461
3rd District	1,176	1,365	720	82	63	267	0	79	1	18	397	4,168
4th District	415	318	117	22	32	72	0	34	0	3	141	1,154

Table 4.14. Felony Filings by Case Type — Other Courts  
FY 12

Court	Person	Property	Drugs	Weapon	Public order	DUI	Reckless driving	Motor vehicle — other	Protective order violation	Fish & Game	Other	Total
Angoon	2	3	1	0	1	0	0	0	1	0	0	8
Aniak	33	4	0	1	4	1	0	0	0	0	2	45
Chevak	10	6	1	0	3	3	0	0	0	0	3	26
Emmonak	25	2	0	0	12	0	0	0	0	0	4	43
Fort Yukon	9	3	0	1	0	2	0	1	0	0	0	16
Galena	8	4	1	0	0	1	0	0	0	2	2	18
Haines	1	1	1	0	0	2	0	0	0	0	0	5
Healy*	Served by Nenana											
Hoonah	1	2	0	0	1	0	0	0	0	0	0	4
Hooper Bay	6	1	0	0	1	2	0	0	0	0	0	10
Kake	1	0	0	0	0	0	0	0	0	0	0	1
McGrath	1	0	0	0	0	0	0	0	0	0	0	1
Nenana	12	8	1	1	0	1	0	0	0	0	7	30
Sand Point	8	10	5	1	0	2	0	0	0	0	0	26
Skagway	3	0	0	0	0	0	0	0	0	0	0	3
St. Mary's	23	3	4	0	2	2	0	0	0	0	1	35
St. Paul	9	7	2	0	0	0	0	0	0	1	0	19
Tanana	1	0	0	0	0	0	0	0	0	0	0	1
Unalakleet	4	7	0	0	1	3	0	0	0	0	0	15
Yakutat	0	1	0	0	1	0	0	0	0	0	1	3
<b>Total</b>	<b>157</b>	<b>62</b>	<b>16</b>	<b>4</b>	<b>26</b>	<b>19</b>	<b>0</b>	<b>1</b>	<b>1</b>	<b>3</b>	<b>20</b>	<b>309</b>
% of total	50.8	20.1	5.2	1.3	8.4	6.2	0.0	0.3	0.3	1.0	6.5	100.0
1st District	8	7	2	0	3	2	0	0	1	0	1	24
2nd District	4	7	0	0	1	3	0	0	0	0	0	15
3rd District	17	17	7	1	0	2	0	0	0	1	0	45
4th District	128	31	7	3	22	12	0	1	0	2	19	225

\* Healy court closed in FY10.

**Table 4.15. Felony Case Types  
FY 12**

<b>Person</b>	<b>Public Order</b>
Homicide	Riot
Assault	Disorderly Conduct
Reckless Endangerment	Harassment
Kidnapping	Indecent Viewing or Photography
Custodial Interference	Possess or Distribute Child Pornography
Human Trafficking	Cruelty to Animals
Sex Offenses	Recruiting Gang Members
Robbery	Gambling
Extortion	Alcohol Licensing Laws
Coercion	
	<b>Motor Vehicle DUI</b>
<b>Property</b>	<b>Motor Vehicle Reckless Driving</b>
Theft	
Burglary	<b>Motor Vehicle Other</b>
Criminal Trespass	
Vehicle Theft	<b>Protection Order Violation</b>
Arson	
Criminal Mischief	<b>Fish and Game</b>
Business and Commercial Offenses	
	<b>Other</b>
<b>Drugs</b>	Offenses against Public Administration
Misconduct Involving a Controlled Substance	Offenses against Family and Vulnerable Adults
Manufacture, Delivery or Possession of Imitation Controlled Substance	All other offenses, including cases in which a charging document was never filed
<b>Weapons</b>	
Misconduct Involving Weapons	
Criminal Possession of Explosives	
Unlawful Furnishing of Explosives	

Criminal cases typically contain multiple charges. The Alaska Court System categorizes cases for reporting purposes based on the most serious charge.

In FY07 the Alaska Court System changed the way it categorizes criminal cases for annual reporting. The categories now conform to the National Center for State Courts' national model for caseload statistical reporting. This change is intended to make Alaska's statistics easier to compile, understand, and compare to those of other jurisdictions.



**Table 4.16. Felony Case Dispositions —  
Superior Court Trial Sites  
FY 10 – FY 12**

Court	FY 10	FY 11	FY 12	Change	
				FY 10 to FY 12	FY 11 to FY 12
Anchorage	2,884	2,837	2,584	-10%	-9%
Barrow	87	78	100	15%	28%
Bethel	200	199	280	40%	41%
Cordova	20	13	25	25%	92%
Craig	20	27	40	100%	48%
Delta Junction	13	18	19	46%	6%
Dillingham	87	101	137	57%	36%
Fairbanks	709	727	684	-4%	-6%
Glennallen	22	21	22	0%	5%
Homer	67	99	113	69%	14%
Juneau	202	217	213	5%	-2%
Kenai	345	421	383	11%	-9%
Ketchikan	128	134	165	29%	23%
Kodiak	69	86	122	77%	42%
Kotzebue	126	127	173	37%	36%
Naknek	40	28	30	-25%	7%
Nome	128	111	143	12%	29%
Palmer	546	553	548	0%	-1%
Petersburg	10	12	14	N/S	17%
Seward	34	40	51	50%	28%
Sitka	48	30	38	-21%	27%
Tok	18	13	22	22%	69%
Unalaska	38	46	40	5%	-13%
Valdez	29	22	14	-52%	-36%
Wrangell	10	11	9	N/S	N/S
<b>Subtotal</b>	<b>5,880</b>	<b>5,971</b>	<b>5,969</b>	<b>2%</b>	<b>0%</b>
Felony cases from other courts	230	247	327	42%	32%
<b>Total</b>	<b>6,110</b>	<b>6,218</b>	<b>6,296</b>	<b>3%</b>	<b>1%</b>
1st District	427	443	499	17%	13%
2nd District	353	334	433	23%	30%
3rd District	4,203	4,291	4,112	-2%	-4%
4th District	1,127	1,150	1,252	11%	9%

N/S: Numbers 10 or less are not compared statistically.

**Table 4.17. Felony Case Dispositions — Other Courts  
FY 10 – FY 12**

Court	FY 10	FY 11	FY 12	Change	
				FY 10 to FY 12	FY 11 to FY 12
Angeon	0	2	4	N/S	N/S
Aniak	36	36	53	47%	47%
Chevak	34	34	45	32%	32%
Emmonak	30	39	41	37%	5%
Fort Yukon	22	14	11	-50%	-21%
Galena	17	18	16	-6%	-11%
Haines	5	8	5	N/S	N/S
Healy*	7	Served by Nenana		N/S	N/S
Hoonah	2	1	3	N/S	N/S
Hooper Bay	0	0	3	N/S	N/S
Kake	2	1	1	N/S	N/S
McGrath	7	7	5	N/S	N/S
Nenana	13	13	25	92%	92%
Sand Point	21	19	29	38%	53%
Skagway	0	0	2	N/S	N/S
St. Mary's	21	32	45	114%	41%
St. Paul	1	5	14	N/S	N/S
Tanana	0	0	3	N/S	N/S
Unalakleet	12	18	17	42%	-6%
Yakutat	0	0	5	N/S	N/S
<b>Total</b>	<b>230</b>	<b>247</b>	<b>327</b>	<b>42%</b>	<b>32%</b>
1st District	9	12	20	N/S	67%
2nd District	12	18	20	67%	11%
3rd District	22	24	43	95%	79%
4th District	187	193	244	30%	26%

\* Healy court closed in FY10.

N/S: Numbers 10 or less are not compared statistically.

**Table 4.18. Felony Case Dispositions by Manner of Disposition — Superior Court Trial Sites  
FY 12**

Court	Stage of disposition								Total	
	At/before arraignment		Between arraignment and trial			Court trial		Jury trial		
	Dismiss	Pled guilty	Dismiss	Pled guilty	Other	Guilty	Not guilty	Guilty		Not guilty
Anchorage	138	8	400	1,930	11	6	0	71	20	2,584
Barrow	3	1	23	73	0	0	0	0	0	100
Bethel	1	20	94	152	0	0	0	9	4	280
Cordova	0	0	9	16	0	0	0	0	0	25
Craig	0	0	8	32	0	0	0	0	0	40
Delta Junction	3	0	2	12	0	0	0	2	0	19
Dillingham	5	1	30	86	1	0	0	8	6	137
Fairbanks	54	8	108	489	3	2	0	17	3	684
Glennallen	0	0	2	19	1	0	0	0	0	22
Homer	0	0	30	79	0	1	0	1	2	113
Juneau	1	0	31	176	1	0	0	3	1	213
Kenai	7	4	67	294	0	0	0	8	3	383
Ketchikan	0	0	61	93	1	0	0	8	2	165
Kodiak	2	0	32	84	2	0	0	0	2	122
Kotzebue	3	0	41	125	0	0	0	2	2	173
Naknek	1	0	3	24	0	0	0	2	0	30
Nome	3	1	26	104	2	0	0	5	2	143
Palmer	2	0	71	450	2	0	0	22	1	548
Petersburg	0	0	5	9	0	0	0	0	0	14
Seward	1	0	9	41	0	0	0	0	0	51
Sitka	1	0	3	33	0	0	0	1	0	38
Tok	4	1	0	16	1	0	0	0	0	22
Unalaska	1	0	6	32	0	0	0	0	1	40
Valdez	0	0	2	12	0	0	0	0	0	14
Wrangell	0	0	3	5	0	0	0	0	1	9
<b>Subtotal</b>	<b>230</b>	<b>44</b>	<b>1,066</b>	<b>4,386</b>	<b>25</b>	<b>9</b>	<b>0</b>	<b>159</b>	<b>50</b>	<b>5,969</b>
Felony cases from other courts	5	18	76	213	10	0	1	3	1	327
<b>Total</b>	<b>235</b>	<b>62</b>	<b>1,142</b>	<b>4,599</b>	<b>35</b>	<b>9</b>	<b>1</b>	<b>162</b>	<b>51</b>	<b>6,296</b>
% of total	3.7	1.0	18.1	73.1	0.6	0.1	0.0	2.6	0.8	100.0
1st District	2	0	115	358	7	0	1	12	4	499
2nd District	9	2	97	312	2	0	0	7	4	433
3rd District	157	13	673	3,097	17	7	0	113	35	4,112
4th District	67	47	257	832	9	2	0	30	8	1,252

**Table 4.19. Felony Case Dispositions by Manner of Disposition — Other Courts  
FY 12**

Court	Stage of disposition								Total	
	At/before arraignment		Between arraignment and trial			Court trial		Jury trial		
	Dismiss	Pled guilty	Dismiss	Pled guilty	Other	Guilty	Not guilty	Guilty		Not guilty
Angoon	0	0	0	4	0	0	0	0	0	4
Aniak	0	8	9	35	1	0	0	0	0	53
Chevak	1	3	11	28	1	0	0	1	0	45
Emmonak	0	2	13	26	0	0	0	0	0	41
Fort Yukon	0	0	3	6	2	0	0	0	0	11
Galena	1	0	3	12	0	0	0	0	0	16
Haines	0	0	2	1	2	0	0	0	0	5
Healy*	Served by Nenana									
Hoonah	0	0	1	1	1	0	0	0	0	3
Hooper Bay	0	1	1	1	0	0	0	0	0	3
Kake	0	0	1	0	0	0	0	0	0	1
McGrath	0	0	1	4	0	0	0	0	0	5
Nenana	3	0	2	19	1	0	0	0	0	25
Sand Point	0	0	11	18	0	0	0	0	0	29
Skagway	0	0	0	1	1	0	0	0	0	2
St. Mary's	0	4	10	29	0	0	0	1	1	45
St. Paul	0	0	1	12	0	0	0	1	0	14
Tanana	0	0	0	3	0	0	0	0	0	3
Unalakleet	0	0	7	10	0	0	0	0	0	17
Yakutat	0	0	0	3	1	0	1	0	0	5
<b>Total</b>	<b>5</b>	<b>18</b>	<b>76</b>	<b>213</b>	<b>10</b>	<b>0</b>	<b>1</b>	<b>3</b>	<b>1</b>	<b>327</b>
% of total	1.5	5.5	23.3	65.1	3.1	0.0	0.3	0.9	0.3	100.0
1st District	0	0	4	10	5	0	1	0	0	20
2nd District	0	0	7	10	0	0	0	0	0	17
3rd District	0	0	12	30	0	0	0	1	0	43
4th District	5	18	53	163	5	0	0	2	1	247

\* Healy court closed in FY10.

**Table 4.20. Post-judgment Filings: Felony Petitions to Revoke Probation — Superior Court Trial Sites  
FY 10 – FY 12**

Court	FY 10	FY 11	FY 12	Change	
				FY 10 to FY 12	FY 11 to FY 12
Anchorage	1,581	1,952	2,090	32%	7%
Barrow	41	30	44	7%	47%
Bethel	246	282	219	-11%	-22%
Cordova	9	13	6	N/S	N/S
Craig	5	9	18	N/S	N/S
Delta Junction	2	5	5	N/S	N/S
Dillingham	67	72	82	22%	14%
Fairbanks	540	507	554	3%	9%
Glennallen	16	12	13	-19%	8%
Homer	33	60	69	109%	15%
Juneau	0	152	151	N/S	-1%
Kenai	225	282	324	44%	15%
Ketchikan	29	118	135	366%	14%
Kodiak	80	85	98	23%	15%
Kotzebue	78	104	113	45%	9%
Naknek	17	23	13	-24%	-43%
Nome	94	85	118	26%	39%
Palmer	379	435	483	27%	11%
Petersburg	3	11	12	N/S	9%
Seward	22	39	45	105%	15%
Sitka	9	22	27	N/S	23%
Tok	9	8	11	N/S	N/S
Unalaska	16	19	26	63%	37%
Valdez	20	15	13	-35%	-13%
Wrangell	3	6	5	N/S	N/S
<b>Subtotal</b>	<b>3,524</b>	<b>4,346</b>	<b>4,674</b>	<b>33%</b>	<b>8%</b>
Felony cases from other courts	101	152	182	80%	20%
<b>Total</b>	<b>3,625</b>	<b>4,498</b>	<b>4,856</b>	<b>34%</b>	<b>8%</b>
1st District	49	319	348	610%	9%
2nd District	219	231	283	29%	23%
3rd District	2,470	3,014	3,274	33%	9%
4th District	887	934	951	7%	2%

N/S: Numbers 10 or less are not compared statistically.

**Table 4.21. Post-judgment Filings: Felony Petitions to Revoke Probation — Other Courts  
FY 10 – FY 12**

Court	FY 10	FY 11	FY 12	Change	
				FY 10 to FY 12	FY 11 to FY 12
Angeon	0	0	0	N/S	N/S
Aniak	15	24	35	133%	46%
Chevak	16	25	38	138%	52%
Emmonak	12	20	22	83%	10%
Fort Yukon	4	5	7	N/S	N/S
Galena	11	13	18	64%	38%
Haines	0	1	0	N/S	N/S
Healy*	1	Served by Nenana		N/S	N/S
Hoonah	0	0	0	N/S	N/S
Hooper Bay	0	0	0	N/S	N/S
Kake	0	0	0	N/S	N/S
McGrath	0	4	4	N/S	N/S
Nenana	9	13	14	N/S	8%
Sand Point	2	5	9	N/S	N/S
Skagway	0	0	0	N/S	N/S
St. Mary's	21	28	24	14%	-14%
St. Paul	3	2	3	N/S	N/S
Tanana	1	0	0	N/S	N/S
Unalakleet	6	12	8	N/S	N/S
Yakutat	0	0	0	N/S	N/S
<b>Total</b>	<b>101</b>	<b>152</b>	<b>182</b>	<b>80%</b>	<b>20%</b>
1st District	0	1	0	N/S	N/S
2nd District	6	12	8	N/S	N/S
3rd District	5	7	12	N/S	N/S
4th District	90	132	162	80%	23%

\* Healy court closed in FY10.

N/S: Numbers 10 or less are not compared statistically.

**Table 4.22. Probate Case Filings — Superior Court Trial Sites  
FY 10 – FY 12**

Court	FY 10	FY 11	FY 12	Change	
				FY 10 to FY 12	FY 11 to FY 12
Anchorage	1,979	2,564	2,717	37%	6%
Barrow	32	44	43	34%	-2%
Bethel	168	157	119	-29%	-24%
Cordova	12	7	9	N/S	N/S
Craig	9	2	13	N/S	N/S
Delta Junction	0	0	1	N/S	N/S
Dillingham	36	21	25	-31%	19%
Fairbanks	662	687	627	-5%	-9%
Glennallen	9	6	13	N/S	N/S
Homer	71	60	63	-11%	5%
Juneau	389	343	353	-9%	3%
Kenai	189	227	217	15%	-4%
Ketchikan	144	154	214	49%	39%
Kodiak	43	48	68	58%	42%
Kotzebue	21	38	48	129%	26%
Naknek	8	7	5	N/S	N/S
Nome	40	49	39	-2%	-20%
Palmer	289	340	344	19%	1%
Petersburg	21	21	17	-19%	-19%
Seward	21	24	16	-24%	-33%
Sitka	50	49	61	22%	24%
Tok	0	0	2	N/S	N/S
Unalaska	1	6	3	N/S	N/S
Valdez	16	18	21	31%	17%
Wrangell	25	20	32	28%	60%
<b>Subtotal</b>	<b>4,235</b>	<b>4,892</b>	<b>5,070</b>	<b>20%</b>	<b>4%</b>
Probate cases from other courts	7	5	1	N/S	N/S
<b>Total</b>	<b>4,242</b>	<b>4,897</b>	<b>5,071</b>	<b>20%</b>	<b>4%</b>
1st District	638	591	690	8%	17%
2nd District	93	131	130	40%	-1%
3rd District	2,681	3,329	3,502	31%	5%
4th District	830	846	749	-10%	-11%

N/S: Numbers 10 or less are not compared statistically.

**Table 4.23. Probate Case Filings — Other Courts  
FY 10 – FY 12**

Court	FY 10	FY 11	FY 12	Change	
				FY 10 to FY 12	FY 11 to FY 12
Angeon	0	0	0	N/S	N/S
Aniak	0	0	0	N/S	N/S
Chevak	0	0	0	N/S	N/S
Emmonak	0	0	0	N/S	N/S
Fort Yukon	0	0	0	N/S	N/S
Galena	0	2	0	N/S	N/S
Haines	0	0	0	N/S	N/S
Healy*	0	Served by Nenana		N/S	N/S
Hoonah	0	1	0	N/S	N/S
Hooper Bay	0	0	0	N/S	N/S
Kake	0	0	0	N/S	N/S
McGrath	0	0	0	N/S	N/S
Nenana	0	0	0	N/S	N/S
Sand Point	4	1	0	N/S	N/S
Skagway	0	0	0	N/S	N/S
St. Mary's	0	0	0	N/S	N/S
St. Paul	3	0	1	N/S	N/S
Tanana	0	0	0	N/S	N/S
Unalakleet	0	0	0	N/S	N/S
Yakutat	0	1	0	N/S	N/S
<b>Total</b>	<b>7</b>	<b>5</b>	<b>1</b>	<b>N/S</b>	<b>N/S</b>
1st District	0	2	0	N/S	N/S
2nd District	0	0	0	N/S	N/S
3rd District	7	1	1	N/S	N/S
4th District	0	2	0	N/S	N/S

\* Healy court closed in FY10.

N/S: Numbers 10 or less are not compared statistically.

**Table 4.24. Probate Filings by Case Type — Superior Court Trial Sites  
FY 12**

Court	Adoptions	Estates	Commitment proceedings	Protective proceedings <sup>1</sup>	Minor proceedings <sup>2</sup>	Other	Total
Anchorage	281	497	1,430	399	63	47	2,717
Barrow	3	12	13	15	0	0	43
Bethel	0	14	74	25	6	0	119
Cordova	2	3	2	2	0	0	9
Craig	1	2	6	4	0	0	13
Delta Junction	0	0	0	0	1	0	1
Dillingham	2	1	17	2	2	1	25
Fairbanks	116	160	206	125	14	6	627
Glennallen	2	1	4	6	0	0	13
Homer	9	22	19	12	1	0	63
Juneau	40	79	179	42	13	0	353
Kenai	36	85	46	46	4	0	217
Ketchikan	13	40	116	42	2	1	214
Kodiak	14	24	20	8	1	1	68
Kotzebue	0	2	36	10	0	0	48
Naknek	0	0	5	0	0	0	5
Nome	5	7	14	11	2	0	39
Palmer	110	95	13	105	21	0	344
Petersburg	0	9	7	1	0	0	17
Seward	2	2	7	5	0	0	16
Sitka	10	18	16	17	0	0	61
Tok	0	0	0	2	0	0	2
Unalaska	0	0	3	0	0	0	3
Valdez	8	8	3	2	0	0	21
Wrangell	3	15	12	1	1	0	32
<b>Subtotal</b>	<b>657</b>	<b>1,096</b>	<b>2,248</b>	<b>882</b>	<b>131</b>	<b>56</b>	<b>5,070</b>
Probate cases from District and Magistrate courts	0	0	1	0	0	0	1
<b>Total</b>	<b>657</b>	<b>1,096</b>	<b>2,249</b>	<b>882</b>	<b>131</b>	<b>56</b>	<b>5,071</b>
% of total	13.0	21.6	44.3	17.4	2.6	1.1	100.0
1st District	67	163	336	107	16	1	690
2nd District	8	21	63	36	2	0	130
3rd District	466	738	1,570	587	92	49	3,502
4th District	116	174	280	152	21	6	749

1. Guardianships, conservatorships, etc.

2. Minor Settlements, emancipations, etc.

**Table 4.25. Probate Filings by Case Type — Other Courts  
FY 12**

Court	Adoptions	Estates	Commitment proceedings	Protective proceedings <sup>1</sup>	Minor proceedings <sup>2</sup>	Other	Total
Angoon	0	0	0	0	0	0	0
Aniak	0	0	0	0	0	0	0
Chevak	0	0	0	0	0	0	0
Emmonak	0	0	0	0	0	0	0
Fort Yukon	0	0	0	0	0	0	0
Galena	0	0	0	0	0	0	0
Haines	0	0	0	0	0	0	0
Healy*				Served by Nenana			
Hoonah	0	0	0	0	0	0	0
Hooper Bay	0	0	0	0	0	0	0
Kake	0	0	0	0	0	0	0
McGrath	0	0	0	0	0	0	0
Nenana	0	0	0	0	0	0	0
Sand Point							0
Skagway	0	0	0	0	0	0	0
St. Mary's	0	0	0	0	0	0	0
St. Paul	0	0	1	0	0	0	1
Tanana	0	0	0	0	0	0	0
Unalakleet	0	0	0	0	0	0	0
Yakutat	0	0	0	0	0	0	0
<b>Total</b>	<b>0</b>	<b>0</b>	<b>1</b>	<b>0</b>	<b>0</b>	<b>0</b>	<b>1</b>
% of total	0.0	0.0	100.0	0.0	0.0	0.0	100.0
1st District	0	0	0	0	0	0	0
2nd District	0	0	0	0	0	0	0
3rd District	0	0	1	0	0	0	1
4th District	0	0	0	0	0	0	0

1. Guardianships, conservatorships, etc.

2. Minor Settlements, emancipations, etc.

\* Healy court closed in FY10.



**Table 4.26. Probate Case Dispositions — Superior Court Trial Sites FY 10 – FY 12**

Court	FY 10	FY 11	FY 12	Change	
				FY 10 to FY 12	FY 11 to FY 12
Anchorage	1,804	2,395	2,392	33%	0%
Barrow	14	21	16	14%	-24%
Bethel	123	188	94	-24%	-50%
Cordova	8	10	8	N/S	N/S
Craig	6	3	12	N/S	N/S
Delta Junction	0	0	1	N/S	N/S
Dillingham	19	21	21	11%	0%
Fairbanks	729	596	557	-24%	-7%
Glennallen	7	5	4	N/S	N/S
Homer	50	93	44	-12%	-53%
Juneau	384	316	315	-18%	0%
Kenai	206	194	227	10%	17%
Ketchikan	152	113	184	21%	63%
Kodiak	64	50	59	-8%	18%
Kotzebue	18	30	48	167%	60%
Naknek	4	9	6	N/S	N/S
Nome	55	41	42	-24%	2%
Palmer	211	242	348	65%	44%
Petersburg	18	20	13	-28%	-35%
Seward	12	18	16	33%	-11%
Sitka	53	45	50	-6%	11%
Tok	1	0	0	N/S	N/S
Unalaska	0	4	3	N/S	N/S
Valdez	9	23	15	N/S	-35%
Wrangell	22	23	30	36%	30%
<b>Subtotal</b>	<b>3,969</b>	<b>4,460</b>	<b>4,505</b>	<b>14%</b>	<b>1%</b>
Probate cases from other courts	6	2	2	N/S	N/S
<b>Total</b>	<b>3,975</b>	<b>4,462</b>	<b>4,507</b>	<b>13%</b>	<b>1%</b>
1st District	635	521	604	-5%	16%
2nd District	87	92	106	22%	15%
3rd District	2,399	3,065	3,144	31%	3%
4th District	854	784	653	-24%	-17%

N/S: Numbers 10 or less are not compared statistically.

**Table 4.27. Probate Case Dispositions — Other Courts FY 10 – FY 12**

Court	FY 10	FY 11	FY 12	Change	
				FY 10 to FY 12	FY 11 to FY 12
Angoon	0	0	0	N/S	N/S
Aniak	1	0	0	N/S	N/S
Chevak	0	0	0	N/S	N/S
Emmonak	0	0	0	N/S	N/S
Fort Yukon	0	0	0	N/S	N/S
Galena	0	0	1	N/S	N/S
Haines	0	0	0	N/S	N/S
Healy*	0	Served by Nenana		N/S	N/S
Hoonah	0	0	0	N/S	N/S
Hooper Bay	0	0	0	N/S	N/S
Take	0	0	0	N/S	N/S
McGrath	0	0	0	N/S	N/S
Nenana	0	0	0	N/S	N/S
Sand Point	4	1	0	N/S	N/S
Skagway	0	0	0	N/S	N/S
St. Mary's	0	0	0	N/S	N/S
St. Paul	1	0	1	N/S	N/S
Tanana	0	0	0	N/S	N/S
Unalakleet	0	0	0	N/S	N/S
Yakutat	0	1	0	N/S	N/S
<b>Total</b>	<b>6</b>	<b>2</b>	<b>2</b>	<b>N/S</b>	<b>N/S</b>
1st District	0	1	0	N/S	N/S
2nd District	0	0	0	N/S	N/S
3rd District	5	1	1	N/S	N/S
4th District	1	0	1	N/S	N/S

\* Healy court closed in FY10.

N/S: Numbers 10 or less are not compared statistically.

**Table 4.28. Domestic Relations Case Filings —  
Superior Court Trial Sites  
FY 10 – FY 12**

Court	FY 10	FY 11	FY 12	Change	
				FY 10 to FY 12	FY 11 to FY 12
Anchorage	2,680	2,801	2,572	-4%	-8%
Barrow	31	32	45	45%	41%
Bethel	70	63	81	16%	29%
Cordova	8	6	10	N/S	N/S
Craig	27	25	29	7%	16%
Delta Junction	11	20	15	36%	-25%
Dillingham	14	20	12	-14%	-40%
Fairbanks	1,029	920	843	-18%	-8%
Glennallen	10	13	17	N/S	31%
Homer	83	74	79	-5%	7%
Juneau	217	260	226	4%	-13%
Kenai	314	309	309	-2%	0%
Ketchikan	111	127	118	6%	-7%
Kodiak	86	69	75	-13%	9%
Kotzebue	46	46	53	15%	15%
Naknek	3	6	6	N/S	N/S
Nome	23	46	44	91%	-4%
Palmer	539	640	655	22%	2%
Petersburg	13	19	12	-8%	-37%
Seward	20	23	22	10%	-4%
Sitka	69	60	73	6%	22%
Tok	11	4	17	55%	N/S
Unalaska	15	12	23	53%	92%
Valdez	29	23	30	3%	30%
Wrangell	8	17	9	N/S	N/S
<b>Subtotal</b>	<b>5,467</b>	<b>5,635</b>	<b>5,375</b>	<b>-2%</b>	<b>-5%</b>
Domestic relations cases from other courts	11	4	5	N/S	N/S
<b>Total</b>	<b>5,478</b>	<b>5,639</b>	<b>5,380</b>	<b>-2%</b>	<b>-5%</b>
1st District	445	508	467	5%	-8%
2nd District	100	124	142	42%	15%
3rd District	3,804	3,997	3,810	0%	-5%
4th District	1,129	1,010	961	-15%	-5%

N/S: Numbers 10 or less are not compared statistically.

**Table 4.29. Domestic Relations Case Filings — Other Courts  
FY 10 – FY 12**

Court	FY 10	FY 11	FY 12	Change	
				FY 10 to FY 12	FY 11 to FY 12
Angeon	0	0	0	N/S	N/S
Aniak	1	0	0	N/S	N/S
Chevak	0	0	0	N/S	N/S
Emmonak	2	0	0	N/S	N/S
Fort Yukon	0	1	0	N/S	N/S
Galena	0	1	0	N/S	N/S
Haines	0	0	0	N/S	N/S
Healy*	2	Served by Nenana		N/S	N/S
Hoonah	0	0	0	N/S	N/S
Hooper Bay	0	0	0	N/S	N/S
Kake	0	0	0	N/S	N/S
McGrath	0	0	0	N/S	N/S
Nenana	3	1	4	N/S	N/S
Sand Point	2	1	0	N/S	N/S
Skagway	0	0	0	N/S	N/S
St. Mary's	0	0	1	N/S	N/S
St. Paul	1	0	0	N/S	N/S
Tanana	0	0	0	N/S	N/S
Unalakleet	0	0	0	N/S	N/S
Yakutat	0	0	0	N/S	N/S
<b>Total</b>	<b>11</b>	<b>4</b>	<b>5</b>	<b>N/S</b>	<b>N/S</b>
1st District	0	0	0	N/S	N/S
2nd District	0	0	0	N/S	N/S
3rd District	3	1	0	N/S	N/S
4th District	8	3	5	N/S	N/S

\* Healy court closed in FY10.

N/S: Numbers 10 or less are not compared statistically.

**Table 4.30. Domestic Relations Filings by Case Type — Superior Court Trial Sites FY 12**

Court	Divorce	Dissolution	Support/		Total
			custody	Other	
Anchorage	971	908	567	126	2,572
Barrow	9	10	10	16	45
Bethel	28	11	13	29	81
Cordova	1	6	3	0	10
Craig	9	4	14	2	29
Delta Junction	1	13	1	0	15
Dillingham	5	1	3	3	12
Fairbanks	483	203	128	29	843
Glennallen	7	6	1	3	17
Homer	20	39	16	4	79
Juneau	83	89	49	5	226
Kenai	107	106	85	11	309
Ketchikan	36	38	37	7	118
Kodiak	25	31	15	4	75
Kotzebue	20	4	10	19	53
Naknek	2	0	3	1	6
Nome	6	14	14	10	44
Palmer	304	202	130	19	655
Petersburg	4	3	5	0	12
Seward	2	10	6	4	22
Sitka	30	26	17	0	73
Tok	9	4	3	1	17
Unalaska	7	12	3	1	23
Valdez	8	16	5	1	30
Wrangell	2	5	2	0	9
<b>Subtotal</b>	<b>2,179</b>	<b>1,761</b>	<b>1,140</b>	<b>295</b>	<b>5,375</b>
Domestic relations cases from other courts	0	4	1	0	5
<b>Total</b>	<b>2,179</b>	<b>1,765</b>	<b>1,141</b>	<b>295</b>	<b>5,380</b>
% of total	40.5	32.8	21.2	5.5	100.0
1st District	164	165	124	14	467
2nd District	35	28	34	45	142
3rd District	1,459	1,337	837	177	3,810
4th District	521	235	146	59	961

**Table 4.31. Domestic Relations Filings by Case Type — Other Courts FY 12**

Court	Divorce	Dissolution	Support/		Total
			custody	Other	
Angoon	0	0	0	0	0
Aniak	0	0	0	0	0
Chevak	0	0	0	0	0
Emmonak	0	0	0	0	0
Fort Yukon	0	0	0	0	0
Galena	0	0	0	0	0
Haines	0	0	0	0	0
Healy*	Served by Nenana				
Hoonah	0	0	0	0	0
Hooper Bay	0	0	0	0	0
Take	0	0	0	0	0
McGrath	0	0	0	0	0
Nenana	0	3	1	0	4
Sand Point	0	0	0	0	0
Skagway	0	0	0	0	0
St. Mary's	0	1	0	0	1
St. Paul	0	0	0	0	0
Tanana	0	0	0	0	0
Unalakleet	0	0	0	0	0
Yakutat	0	0	0	0	0
<b>Total</b>	<b>0</b>	<b>4</b>	<b>1</b>	<b>0</b>	<b>5</b>
% of total	0.0	80.0	20.0	0.0	100.0
1st District	0	0	0	0	0
2nd District	0	0	0	0	0
3rd District	0	0	0	0	0
4th District	0	4	1	0	5

\* Healy court closed in FY10.

**Table 4.32. Domestic Relations Case Dispositions —  
Superior Court Trial Sites  
FY 10 – FY 12**

Court	FY 10	FY 11	FY 12	Change	
				FY 10 to FY 12	FY 11 to FY 12
Anchorage	2,458	2,735	2,619	7%	-4%
Barrow	48	26	45	-6%	73%
Bethel	73	57	81	11%	42%
Cordova	10	6	6	N/S	N/S
Craig	28	19	26	-7%	37%
Delta Junction	13	16	15	15%	-6%
Dillingham	9	18	15	N/S	-17%
Fairbanks	957	949	860	-10%	-9%
Glennallen	13	13	10	N/S	N/S
Homer	87	69	72	-17%	4%
Juneau	214	241	221	3%	-8%
Kenai	290	299	294	1%	-2%
Ketchikan	102	120	122	20%	2%
Kodiak	83	72	69	-17%	-4%
Kotzebue	53	41	49	-8%	20%
Naknek	3	5	5	N/S	N/S
Nome	26	42	45	73%	7%
Palmer	545	565	700	28%	24%
Petersburg	17	15	10	N/S	N/S
Seward	24	21	21	-12%	0%
Sitka	65	62	58	-11%	-6%
Tok	10	7	11	N/S	N/S
Unalaska	13	8	22	69%	N/S
Valdez	28	26	23	-18%	-12%
Wrangell	12	17	8	N/S	N/S
<b>Subtotal</b>	<b>5,181</b>	<b>5,449</b>	<b>5,407</b>	<b>4%</b>	<b>-1%</b>
Domestic relations cases from other courts	12	6	4	N/S	N/S
<b>Total</b>	<b>5,193</b>	<b>5,455</b>	<b>5,411</b>	<b>4%</b>	<b>-1%</b>
1st District	438	474	445	2%	-6%
2nd District	127	109	139	9%	28%
3rd District	3,566	3,840	3,856	8%	0%
4th District	1,062	1,032	971	-9%	-6%

N/S: Numbers 10 or less are not compared statistically.

**Table 4.33. Domestic Relations Case Dispositions — Other Courts  
FY 10 – FY 12**

Court	FY 10	FY 11	FY 12	Change	
				FY 10 to FY 12	FY 11 to FY 12
Angoon	0	0	0	N/S	N/S
Aniak	1	0	0	N/S	N/S
Chevak	1	0	0	N/S	N/S
Emmonak	2	0	1	N/S	N/S
Fort Yukon	0	0	0	N/S	N/S
Galena	0	1	0	N/S	N/S
Haines	0	0	0	N/S	N/S
Healy*	3	Served by Nenana		N/S	N/S
Hoonah	0	0	0	N/S	N/S
Hooper Bay	0	0	0	N/S	N/S
Kake	0	0	0	N/S	N/S
McGrath	0	0	1	N/S	N/S
Nenana	1	2	2	N/S	N/S
Sand Point	2	2	0	N/S	N/S
Skagway	0	0	0	N/S	N/S
St. Mary's	1	0	0	N/S	N/S
St. Paul	1	1	0	N/S	N/S
Tanana	0	0	0	N/S	N/S
Unalakleet	0	0	0	N/S	N/S
Yakutat	0	0	0	N/S	N/S
<b>Total</b>	<b>12</b>	<b>6</b>	<b>4</b>	<b>N/S</b>	<b>N/S</b>
1st District	0	0	0	N/S	N/S
2nd District	0	0	0	N/S	N/S
3rd District	3	3	0	N/S	N/S
4th District	9	3	4	N/S	N/S

\* Healy court closed in FY10.

N/S: Numbers 10 or less are not compared statistically.

**Table 4.34. Domestic Relations Case Dispositions by Manner of Disposition — Superior Court Trial Sites FY 12**

Court	Stage of disposition				Total
	Dismissed	Dissolution/ divorce hearing	Trial	Other	
Anchorage	480	1,523	334	282	2,619
Barrow	7	16	2	20	45
Bethel	8	26	11	36	81
Cordova	0	6	0	0	6
Craig	5	12	4	5	26
Delta Junction	5	10	0	0	15
Dillingham	2	9	0	4	15
Fairbanks	123	623	44	70	860
Glennallen	4	4	0	2	10
Homer	11	41	5	15	72
Juneau	32	153	19	17	221
Kenai	60	181	21	32	294
Ketchikan	17	70	21	14	122
Kodiak	10	45	11	3	69
Kotzebue	8	19	4	18	49
Naknek	0	4	0	1	5
Nome	10	21	2	12	45
Palmer	113	434	86	67	700
Petersburg	2	8	0	0	10
Seward	1	14	2	4	21
Sitka	7	42	3	6	58
Tok	2	8	0	1	11
Unalaska	2	15	2	3	22
Valdez	8	11	3	1	23
Wrangell	0	5	2	1	8
<b>Subtotal</b>	<b>917</b>	<b>3,300</b>	<b>576</b>	<b>614</b>	<b>5,407</b>
Domestic relations cases from other courts	2	2	0	0	4
<b>Total</b>	<b>919</b>	<b>3,302</b>	<b>576</b>	<b>614</b>	<b>5,411</b>
% of total	17.0	61.0	10.6	11.4	100.0
1st District	63	290	49	43	445
2nd District	25	56	8	50	139
3rd District	691	2,287	464	414	3,856
4th District	140	669	55	107	971

**Table 4.35. Domestic Relations Case Dispositions by Manner of Disposition — Other Courts FY 12**

Court	Stage of disposition				Total
	Dismissed	Dissolution/ divorce hearing	Trial	Other	
Angoon	0	0	0	0	0
Aniak	0	0	0	0	0
Chevak	0	0	0	0	0
Emmonak	0	1	0	0	1
Fort Yukon	0	0	0	0	0
Galena	0	0	0	0	0
Haines	0	0	0	0	0
Healy*	Served by Nenana				
Hoonah	0	0	0	0	0
Hooper Bay	0	0	0	0	0
Kake	0	0	0	0	0
McGrath	1	0	0	0	1
Nenana	1	1	0	0	2
Sand Point	0	0	0	0	0
Skagway	0	0	0	0	0
St. Mary's	0	0	0	0	0
St. Paul	0	0	0	0	0
Tanana	0	0	0	0	0
Unalakleet	0	0	0	0	0
Yakutat	0	0	0	0	0
<b>Total</b>	<b>2</b>	<b>2</b>	<b>0</b>	<b>0</b>	<b>4</b>
% of total	50.0	50.0	0.0	0.0	100.0
1st District	0	0	0	0	0
2nd District	0	0	0	0	0
3rd District	0	0	0	0	0
4th District	2	2	0	0	4

\* Healy court closed in FY10.



**Table 4.36. Post-judgment Filings: Motions to Modify Custody, Support or Visitation — Superior Court Trial Sites  
FY 10 – FY 12**

Court	FY 10	FY 11	FY 12	Change	
				FY 10 to FY 12	FY 11 to FY 12
Anchorage	954	941	1,051	10%	12%
Barrow	9	9	9	N/S	N/S
Bethel	7	28	17	N/S	-39%
Cordova	2	4	4	N/S	N/S
Craig	1	2	4	N/S	N/S
Delta Junction	0	1	3	N/S	N/S
Dillingham	1	0	1	N/S	N/S
Fairbanks	269	261	250	-7%	-4%
Glennallen	1	2	3	N/S	N/S
Homer	0	6	5	N/S	N/S
Juneau	0	16	48	N/S	200%
Kenai	69	134	128	86%	-4%
Ketchikan	8	23	100	N/S	335%
Kodiak	12	17	23	92%	35%
Kotzebue	10	8	7	N/S	N/S
Naknek	1	2	3	N/S	N/S
Nome	19	16	13	-32%	-19%
Palmer	187	185	201	7%	9%
Petersburg	2	0	5	N/S	N/S
Seward	2	2	8	N/S	N/S
Sitka	8	20	24	N/S	20%
Tok	0	1	0	N/S	N/S
Unalaska	1	1	1	N/S	N/S
Valdez	14	14	8	N/S	N/S
Wrangell	2	11	8	N/S	N/S
<b>Subtotal</b>	<b>1,579</b>	<b>1,704</b>	<b>1,924</b>	<b>22%</b>	<b>13%</b>
Felony cases from other courts	1	2	1	N/S	N/S
<b>Total</b>	<b>1,580</b>	<b>1,706</b>	<b>1,925</b>	<b>22%</b>	<b>13%</b>
1st District	21	72	189	800%	163%
2nd District	38	33	29	-24%	-12%
3rd District	1,245	1,309	1,436	15%	10%
4th District	276	292	271	-2%	-7%

N/S: Numbers 10 or less are not compared statistically.

**Table 4.37. Post-judgment Filings: Motions to Modify Custody, Support or Visitation — Other Courts  
FY 10 – FY 12**

Court	FY 10	FY 11	FY 12	Change	
				FY 10 to FY 12	FY 11 to FY 12
Angoon	0	0	0	N/S	N/S
Aniak	0	0	0	N/S	N/S
Chevak	0	0	0	N/S	N/S
Emmonak	0	0	0	N/S	N/S
Fort Yukon	0	0	0	N/S	N/S
Galena	0	0	0	N/S	N/S
Haines	0	0	0	N/S	N/S
Healy*	0	Served by Nenana		N/S	N/S
Hoonah	0	0	0	N/S	N/S
Hooper Bay	0	0	0	N/S	N/S
Kake	0	0	0	N/S	N/S
McGrath	0	0	0	N/S	N/S
Nenana	0	1	1	N/S	N/S
Sand Point	1	1	0	N/S	N/S
Skagway	0	0	0	N/S	N/S
St. Mary's	0	0	0	N/S	N/S
St. Paul	0	0	0	N/S	N/S
Tanana	0	0	0	N/S	N/S
Unalakleet	0	0	0	N/S	N/S
Yakutat	0	0	0	N/S	N/S
<b>Total</b>	<b>1</b>	<b>2</b>	<b>1</b>	<b>N/S</b>	<b>N/S</b>
1st District	0	0	0	N/S	N/S
2nd District	0	0	0	N/S	N/S
3rd District	1	1	0	N/S	N/S
4th District	0	1	1	N/S	N/S

\* Healy court closed in FY10.

N/S: Numbers 10 or less are not compared statistically.

**Table 4.38. Superior Court General Civil Case Filings —  
Superior Court Trial Sites  
FY 10 – FY 12**

Court	FY 10	FY 11	FY 12	Change	
				FY 10 to FY 12	FY 11 to FY 12
Anchorage	1,388	1,277	1,277	-8%	0%
Barrow	25	21	16	-36%	-24%
Bethel	76	76	96	26%	26%
Cordova	2	4	5	N/S	N/S
Craig	10	5	3	N/S	N/S
Delta Junction	0	2	1	N/S	N/S
Dillingham	27	29	32	19%	10%
Fairbanks	293	290	305	4%	5%
Glennallen	3	3	5	N/S	N/S
Homer	35	26	44	26%	69%
Juneau	173	175	126	-27%	-28%
Kenai	143	125	130	-9%	4%
Ketchikan	62	47	53	-15%	13%
Kodiak	25	34	31	24%	-9%
Kotzebue	13	22	22	69%	0%
Naknek	15	8	3	N/S	N/S
Nome	51	38	34	-33%	-11%
Palmer	222	252	237	7%	-6%
Petersburg	12	10	11	-8%	N/S
Seward	14	12	13	-7%	8%
Sitka	38	25	30	-21%	20%
Tok	2	1	1	N/S	N/S
Unalaska	9	4	4	N/S	N/S
Valdez	7	20	18	N/S	-10%
Wrangell	5	4	7	N/S	N/S
<b>Subtotal</b>	<b>2,650</b>	<b>2,510</b>	<b>2,504</b>	<b>-6%</b>	<b>0%</b>
General civil cases from other courts	0	5	3	N/S	N/S
<b>Total</b>	<b>2,650</b>	<b>2,515</b>	<b>2,507</b>	<b>-5%</b>	<b>0%</b>
1st District	300	266	230	-23%	-14%
2nd District	89	81	72	-19%	-11%
3rd District	1,890	1,796	1,801	-5%	0%
4th District	371	372	404	9%	9%

N/S: Numbers 10 or less are not compared statistically.

**Table 4.39. Superior Court General Civil Case Filings —  
Other Courts  
FY 10 – FY 12**

Court	FY 10	FY 11	FY 12	Change	
				FY 10 to FY 12	FY 11 to FY 12
Angoon	0	0	0	N/S	N/S
Aniak	0	0	0	N/S	N/S
Chevak	0	0	0	N/S	N/S
Emmonak	0	0	0	N/S	N/S
Fort Yukon	0	1	0	N/S	N/S
Galena	0	1	1	N/S	N/S
Haines	0	0	0	N/S	N/S
Healy*	0	Served by Nenana	0	N/S	N/S
Hoonah	0	0	0	N/S	N/S
Hooper Bay	0	0	0	N/S	N/S
Kake	0	0	0	N/S	N/S
McGrath	0	0	0	N/S	N/S
Nenana	0	1	0	N/S	N/S
Sand Point	0	2	2	N/S	N/S
Skagway	0	0	0	N/S	N/S
St. Mary's	0	0	0	N/S	N/S
St. Paul	0	0	0	N/S	N/S
Tanana	0	0	0	N/S	N/S
Unalakleet	0	0	0	N/S	N/S
Yakutat	0	0	0	N/S	N/S
<b>Total</b>	<b>0</b>	<b>5</b>	<b>3</b>	<b>N/S</b>	<b>N/S</b>
1st District	0	0	0	N/S	N/S
2nd District	0	0	0	N/S	N/S
3rd District	0	2	2	N/S	N/S
4th District	0	3	1	N/S	N/S

\* Healy court closed in FY10.

N/S: Numbers 10 or less are not compared statistically.

**Table 4.40. Superior Court General Civil Filings by Case Type —  
Superior Court Trial Sites  
FY 12**

Court	Adminis- trative review	Debt/ contract	Tort	Real property/ eviction	Post- conviction relief	Other	Total
Anchorage	156	91	365	68	47	550	1,277
Barrow	0	0	4	1	1	10	16
Bethel	13	2	26	1	9	45	96
Cordova	0	2	0	0	1	2	5
Craig	1	0	1	0	0	1	3
Delta Junction	0	0	1	0	0	0	1
Dillingham	1	2	4	3	6	16	32
Fairbanks	27	18	74	31	19	136	305
Glennallen	3	0	0	0	1	1	5
Homer	4	3	5	4	2	26	44
Juneau	16	11	32	17	4	46	126
Kenai	18	7	38	13	10	44	130
Ketchikan	4	5	10	6	2	26	53
Kodiak	0	6	9	1	2	13	31
Kotzebue	0	0	7	1	3	11	22
Naknek	1	0	0	0	1	1	3
Nome	1	0	7	2	3	21	34
Palmer	30	15	56	28	18	90	237
Petersburg	2	1	0	1	0	7	11
Seward	1	0	1	1	2	8	13
Sitka	2	2	6	4	0	16	30
Tok	0	0	0	1	0	0	1
Unalaska	0	0	2	0	0	2	4
Valdez	1	2	3	1	0	11	18
Wrangell	1	0	0	1	1	4	7
<b>Subtotal</b>	<b>282</b>	<b>167</b>	<b>651</b>	<b>185</b>	<b>132</b>	<b>1,087</b>	<b>2,504</b>
General civil cases from other courts	0	0	0	0	0	3	3
<b>Total</b>	<b>282</b>	<b>167</b>	<b>651</b>	<b>185</b>	<b>132</b>	<b>1,090</b>	<b>2,507</b>
% of total	11.2	6.6	26.0	7.4	5.3	43.5	100.0
1st District	26	19	49	29	7	100	230
2nd District	1	0	18	4	7	42	72
3rd District	215	128	483	119	90	766	1,801
4th District	40	20	101	33	28	182	404

**Table 4.41. Superior Court General Civil Filings by Case Type —  
Other Courts  
FY 12**

Court	Adminis- trative review	Debt/ contract	Tort	Real property/ eviction	Post- conviction relief	Other	Total
Angoon	0	0	0	0	0	0	0
Aniak	0	0	0	0	0	0	0
Chevak	0	0	0	0	0	0	0
Emmonak	0	0	0	0	0	0	0
Fort Yukon	0	0	0	0	0	0	0
Galena	0	0	0	0	0	1	1
Haines	0	0	0	0	0	0	0
Healy*				Served by Nenana			
Hoonah	0	0	0	0	0	0	0
Hooper Bay	0	0	0	0	0	0	0
Kake	0	0	0	0	0	0	0
McGrath	0	0	0	0	0	0	0
Nenana	0	0	0	0	0	0	0
Sand Point	0	0	0	0	0	2	2
Skagway	0	0	0	0	0	0	0
St. Mary's	0	0	0	0	0	0	0
St. Paul	0	0	0	0	0	0	0
Tanana	0	0	0	0	0	0	0
Unalakleet	0	0	0	0	0	0	0
Yakutat	0	0	0	0	0	0	0
<b>Total</b>	<b>0</b>	<b>0</b>	<b>0</b>	<b>0</b>	<b>0</b>	<b>3</b>	<b>3</b>
% of total	0.0	0.0	0.0	0.0	0.0	100.0	100.0
1st District	0	0	0	0	0	0	0
2nd District	0	0	0	0	0	0	0
3rd District	0	0	0	0	0	2	2
4th District	0	0	0	0	0	1	1

\* Healy court closed in FY10.

**Table 4.42. Superior Court General Civil Case Types  
FY 12**

---

<b>Administrative Review</b>	<b>Eviction/Real Property</b>
Administrative Appeal	Foreclosure
Appeal from District Court	Quiet Title
Petition for Review	Condemnation
	Forcible Entry and Detainer
	Real Estate Matter
<b>Debt/Contract</b>	<b>Application for Post-conviction Relief</b>
Debt — General	
Other Contract	
<b>Tort</b>	<b>Other</b>
Personal Injury — Auto	Change of Name
Personal Injury — Other	Election Contest or Recount Appeal
Wrongful Death	Injunctive Relief
Property Damage — Auto	Habeas Corpus
Property Damage — Other	Registration of Foreign Judgment
Medical Malpractice	Coroner
Legal Malpractice	Order to Show Cause
Other Malpractice	Contempt
	Other

---

**Table 4.43. Superior Court General Civil Case Dispositions —  
Superior Court Trial Sites  
FY 10 – FY 12**

Court	FY 10	FY 11	FY 12	Change	
				FY 10 to FY 12	FY 11 to FY 12
Anchorage	1,338	1,451	1,282	-4%	-12%
Barrow	19	27	18	-5%	-33%
Bethel	87	87	83	-5%	-5%
Cordova	4	3	3	N/S	N/S
Craig	5	11	4	N/S	N/S
Delta Junction	0	2	0	N/S	N/S
Dillingham	13	14	24	85%	71%
Fairbanks	299	270	284	-5%	5%
Glennallen	7	4	2	N/S	N/S
Homer	46	36	27	-41%	-25%
Juneau	170	171	119	-30%	-30%
Kenai	171	136	118	-31%	-13%
Ketchikan	72	65	50	-31%	-23%
Kodiak	31	34	37	19%	9%
Kotzebue	16	12	20	25%	67%
Naknek	12	2	10	N/S	N/S
Nome	38	40	32	-16%	-20%
Palmer	223	269	240	8%	-11%
Petersburg	15	13	7	N/S	N/S
Seward	14	15	16	14%	7%
Sitka	36	35	19	-47%	-46%
Tok	1	1	1	N/S	N/S
Unalaska	11	3	4	N/S	N/S
Valdez	7	19	16	N/S	-16%
Wrangell	4	5	5	N/S	N/S
<b>Subtotal</b>	<b>2,639</b>	<b>2,725</b>	<b>2,421</b>	<b>-8%</b>	<b>-11%</b>
General civil cases from other courts	4	2	3	N/S	N/S
<b>Total</b>	<b>2,643</b>	<b>2,727</b>	<b>2,424</b>	<b>-8%</b>	<b>-11%</b>
1st District	302	300	204	-32%	-32%
2nd District	73	79	70	-4%	-11%
3rd District	1,878	1,988	1,781	-5%	-10%
4th District	390	360	369	-5%	3%

N/S: Numbers 10 or less are not compared statistically.

**Table 4.44. Superior Court General Civil Case Dispositions —  
Other Courts  
FY 10 – FY 12**

Court	FY 10	FY 11	FY 12	Change	
				FY 10 to FY 12	FY 11 to FY 12
Angoon	0	0	0	N/S	N/S
Aniak	2	0	0	N/S	N/S
Chevak	0	0	0	N/S	N/S
Emmonak	0	0	0	N/S	N/S
Fort Yukon	0	0	0	N/S	N/S
Galena	0	0	1	N/S	N/S
Haines	0	0	0	N/S	N/S
Healy*	0	Served by Nenana		N/S	N/S
Hoonah	0	0	0	N/S	N/S
Hooper Bay	0	0	0	N/S	N/S
Kake	0	0	0	N/S	N/S
McGrath	0	0	0	N/S	N/S
Nenana	0	0	0	N/S	N/S
Sand Point	0	2	2	N/S	N/S
Skagway	0	0	0	N/S	N/S
St. Mary's	1	0	0	N/S	N/S
St. Paul	1	0	0	N/S	N/S
Tanana	0	0	0	N/S	N/S
Unalakleet	0	0	0	N/S	N/S
Yakutat	0	0	0	N/S	N/S
<b>Total</b>	<b>4</b>	<b>2</b>	<b>3</b>	<b>N/S</b>	<b>N/S</b>
1st District	0	0	0	N/S	N/S
2nd District	0	0	0	N/S	N/S
3rd District	1	2	2	N/S	N/S
4th District	3	0	1	N/S	N/S

\* Healy court closed in FY10.

N/S: Numbers 10 or less are not compared statistically.



**Table 4.45. Superior Court General Civil Case Dispositions  
by Manner of Disposition — Superior Court Trial Sites  
FY 12**

Court	Stage of disposition						Total
	Dismiss/ settle	Default judgment	Summary judgment	Court trial	Jury trial	Other	
Anchorage	710	41	94	13	9	415	1,282
Barrow	11	0	2	0	1	4	18
Bethel	45	5	2	0	0	31	83
Cordova	1	0	2	0	0	0	3
Craig	2	0	0	0	0	2	4
Delta Junction	0	0	0	0	0	0	0
Dillingham	7	5	0	1	0	11	24
Fairbanks	131	9	15	6	1	122	284
Glennallen	2	0	0	0	0	0	2
Homer	12	0	3	0	0	12	27
Juneau	58	6	18	1	0	36	119
Kenai	70	5	8	3	3	29	118
Ketchikan	27	1	2	3	0	17	50
Kodiak	19	4	0	3	0	11	37
Kotzebue	7	0	1	0	2	10	20
Naknek	6	1	0	0	0	3	10
Nome	13	2	1	0	1	15	32
Palmer	119	5	18	2	0	96	240
Petersburg	4	0	1	0	0	2	7
Seward	7	0	0	0	0	9	16
Sitka	6	0	2	0	0	11	19
Tok	0	0	0	0	0	1	1
Unalaska	1	0	1	0	0	2	4
Valdez	7	2	1	1	0	5	16
Wrangell	2	1	1	0	0	1	5
<b>Subtotal</b>	<b>1,267</b>	<b>87</b>	<b>172</b>	<b>33</b>	<b>17</b>	<b>845</b>	<b>2,421</b>
General civil cases from other courts	2	0	0	0	0	1	3
<b>Total</b>	<b>1,269</b>	<b>87</b>	<b>172</b>	<b>33</b>	<b>17</b>	<b>846</b>	<b>2,424</b>
% of total	52.3	3.6	7.1	1.4	0.7	34.9	100.0
1st District	99	8	24	4	0	69	204
2nd District	31	2	4	0	4	29	70
3rd District	962	63	127	23	12	594	1,781
4th District	177	14	17	6	1	154	369

**Table 4.46. Superior Court General Civil Case Dispositions  
by Manner of Disposition — Other Courts  
FY 12**

Court	Stage of disposition						Total
	Dismiss/ settle	Default judgment	Summary judgment	Court trial	Jury trial	Other	
Angoon	0	0	0	0	0	0	0
Aniak	0	0	0	0	0	0	0
Chevak	0	0	0	0	0	0	0
Emmonak	0	0	0	0	0	0	0
Fort Yukon	0	0	0	0	0	0	0
Galena	1	0	0	0	0	0	1
Haines	0	0	0	0	0	0	0
Healy*	Served by Nenana						
Hoonah	0	0	0	0	0	0	0
Hooper Bay	0	0	0	0	0	0	0
Kake	0	0	0	0	0	0	0
McGrath	0	0	0	0	0	0	0
Nenana	0	0	0	0	0	0	0
Sand Point	1	0	0	0	0	1	2
Skagway	0	0	0	0	0	0	0
St. Mary's	0	0	0	0	0	0	0
St. Paul	0	0	0	0	0	0	0
Tanana	0	0	0	0	0	0	0
Unalakleet	0	0	0	0	0	0	0
Yakutat	0	0	0	0	0	0	0
<b>Total</b>	<b>2</b>	<b>0</b>	<b>0</b>	<b>0</b>	<b>0</b>	<b>1</b>	<b>3</b>
% of total	66.7	0.0	0.0	0.0	0.0	33.3	100.0
1st District	0	0	0	0	0	0	0
2nd District	0	0	0	0	0	0	0
3rd District	1	0	0	0	0	1	2
4th District	1	0	0	0	0	0	1

\* Healy court closed in FY10.

**Table 4.47. CINA Case Filings — Superior Court Trial Sites  
FY 10 – FY 12**

Court	FY 10	FY 11	FY 12	Change	
				FY 10 to FY 12	FY 11 to FY 12
Anchorage	623	667	627	1%	-6%
Barrow	11	17	15	36%	-12%
Bethel	112	158	106	-5%	-33%
Cordova	2	3	2	N/S	N/S
Craig	4	3	5	N/S	N/S
Delta Junction	0	0	0	N/S	N/S
Dillingham	6	3	10	N/S	N/S
Fairbanks	232	188	210	-9%	12%
Glennallen	11	22	25	127%	14%
Homer	13	15	9	N/S	N/S
Juneau	71	99	100	41%	1%
Kenai	80	73	70	-12%	-4%
Ketchikan	35	33	53	51%	61%
Kodiak	13	23	17	31%	-26%
Kotzebue	28	12	34	21%	183%
Naknek	5	10	7	N/S	N/S
Nome	21	44	27	29%	-39%
Palmer	235	295	307	31%	4%
Petersburg	1	0	0	N/S	N/S
Seward	2	0	0	N/S	N/S
Sitka	7	7	26	N/S	N/S
Tok	0	0	0	N/S	N/S
Unalaska	1	0	0	N/S	N/S
Valdez	12	8	15	25%	N/S
Wrangell	0	2	0	N/S	N/S
<b>Subtotal</b>	<b>1,525</b>	<b>1,682</b>	<b>1,665</b>	<b>9%</b>	<b>-1%</b>
CINA cases from other courts	1	46	39	N/S	-15%
<b>Total</b>	<b>1,526</b>	<b>1,728</b>	<b>1,704</b>	<b>12%</b>	<b>-1%</b>
1st District	118	144	184	56%	28%
2nd District	60	73	76	27%	4%
3rd District	1,004	1,128	1,089	8%	-3%
4th District	344	383	355	3%	-7%

N/S: Numbers 10 or less are not compared statistically.

**Table 4.48. CINA Case Filings — Other Courts  
FY 10 – FY 12**

Court	FY 10	FY 11	FY 12	Change	
				FY 10 to FY 12	FY 11 to FY 12
Angoon	0	0	0	N/S	N/S
Aniak	0	0	8	N/S	N/S
Chevak	0	11	12	N/S	9%
Emmonak	0	14	13	N/S	-7%
Fort Yukon	0	0	0	N/S	N/S
Galena	0	0	0	N/S	N/S
Haines	0	0	0	N/S	N/S
Healy*	0	Served by Nenana		N/S	N/S
Hoonah	0	0	0	N/S	N/S
Hooper Bay	0	0	0	N/S	N/S
Kake	0	0	0	N/S	N/S
McGrath	0	2	5	N/S	N/S
Nenana	0	0	0	N/S	N/S
Sand Point	1	0	0	N/S	N/S
Skagway	0	0	0	N/S	N/S
St. Mary's	0	10	1	N/S	N/S
St. Paul	0	9	0	N/S	N/S
Tanana	0	0	0	N/S	N/S
Unalakleet	0	0	0	N/S	N/S
Yakutat	0	0	0	N/S	N/S
<b>Total</b>	<b>1</b>	<b>46</b>	<b>39</b>	<b>N/S</b>	<b>-15%</b>
1st District	0	0	0	N/S	N/S
2nd District	0	0	0	N/S	N/S
3rd District	1	9	0	N/S	N/S
4th District	0	37	39	N/S	5%

\* Healy court closed in FY10.

N/S: Numbers 10 or less are not compared statistically.

**Table 4.49 Delinquency Case Filings — Superior Court Trial Sites  
FY 10 – FY 12**

Court	FY 10	FY 11	FY 12	Change	
				FY 10 to FY 12	FY 11 to FY 12
Anchorage	545	467	379	-30%	-19%
Barrow	29	39	23	-21%	-41%
Bethel	66	58	39	-41%	-33%
Cordova	8	2	2	N/S	N/S
Craig	4	12	9	N/S	N/S
Delta Junction	3	0	4	N/S	N/S
Dillingham	18	14	15	-17%	7%
Fairbanks	84	90	95	13%	6%
Glennallen	2	2	3	N/S	N/S
Homer	11	19	19	73%	0%
Juneau	68	64	60	-12%	-6%
Kenai	58	71	60	3%	-15%
Ketchikan	31	52	67	116%	29%
Kodiak	32	24	27	-16%	13%
Kotzebue	27	38	20	-26%	-47%
Naknek	8	7	3	N/S	N/S
Nome	64	54	54	-16%	0%
Palmer	84	104	98	17%	-6%
Petersburg	4	11	12	N/S	9%
Seward	0	0	0	N/S	N/S
Sitka	12	10	10	N/S	N/S
Tok	4	1	6	N/S	N/S
Unalaska	1	1	0	N/S	N/S
Valdez	6	2	3	N/S	N/S
Wrangell	9	12	5	N/S	N/S
<b>Subtotal</b>	<b>1,178</b>	<b>1,154</b>	<b>1,013</b>	<b>-14%</b>	<b>-12%</b>
Delinquency cases from other courts	33	53	53	61%	0%
<b>Total</b>	<b>1,211</b>	<b>1,207</b>	<b>1,066</b>	<b>-12%</b>	<b>-12%</b>
1st District	128	161	163	27%	1%
2nd District	120	131	97	-19%	-26%
3rd District	781	718	617	-21%	-14%
4th District	182	197	189	4%	-4%

N/S: Numbers 10 or less are not compared statistically.

**Table 4.50. Delinquency Case Filings — Other Courts  
FY 10 – FY 12**

Court	FY 10	FY 11	FY 12	Change	
				FY 10 to FY 12	FY 11 to FY 12
Angoon	0	0	0	N/S	N/S
Aniak	0	11	6	N/S	N/S
Chevak	1	3	4	N/S	N/S
Emmonak	4	17	13	N/S	-24%
Fort Yukon	2	1	2	N/S	N/S
Galena	10	9	7	N/S	N/S
Haines	0	0	0	N/S	N/S
Healy*	0	Served by Nenana		N/S	N/S
Hoonah	0	0	0	N/S	N/S
Hooper Bay	0	0	0	N/S	N/S
Kake	0	0	0	N/S	N/S
McGrath	0	1	2	N/S	N/S
Nenana	2	0	2	N/S	N/S
Sand Point	8	5	5	N/S	N/S
Skagway	0	0	0	N/S	N/S
St. Mary's	5	6	9	N/S	N/S
St. Paul	0	0	3	N/S	N/S
Tanana	1	0	0	N/S	N/S
Unalakleet	0	0	0	N/S	N/S
Yakutat	0	0	0	N/S	N/S
<b>Total</b>	<b>33</b>	<b>53</b>	<b>53</b>	<b>61%</b>	<b>0%</b>
1st District	0	0	0	N/S	N/S
2nd District	0	0	0	N/S	N/S
3rd District	8	5	8	N/S	N/S
4th District	25	48	45	80%	-6%

\* Healy court closed in FY10.

N/S: Numbers 10 or less are not compared statistically.

Table 4.51. CINA and Delinquency Filings by Case Type — Superior Court Trial Sites  
FY 12

Court	Child in Need of Aid	Petitions to terminate parental rights		Total	Petitions to revoke probation		Total
		Delinquency	probation		Delinquency	probation	
Anchorage	389	238	627	237	142	379	
Barrow	5	10	15	14	9	23	
Bethel	69	37	106	26	13	39	
Cordova	2	0	2	0	2	2	
Craig	5	0	5	4	5	9	
Delta Junction	0	0	0	4	0	4	
Dillingham	7	3	10	13	2	15	
Fairbanks	111	99	210	68	27	95	
Glennallen	7	18	25	1	2	3	
Homer	9	0	9	16	3	19	
Juneau	69	31	100	52	8	60	
Kenai	61	9	70	40	20	60	
Ketchikan	28	25	53	34	33	67	
Kodiak	17	0	17	19	8	27	
Kotzebue	23	11	34	16	4	20	
Naknek	7	0	7	3	0	3	
Nome	22	5	27	29	25	54	
Palmer	130	177	307	82	16	98	
Petersburg	0	0	0	9	3	12	
Seward	0	0	0	0	0	0	
Sitka	26	0	26	10	0	10	
Tok	0	0	0	5	1	6	
Unalaska	0	0	0	0	0	0	
Valdez	7	8	15	2	1	3	
Wrangell	0	0	0	2	3	5	
<b>Subtotal</b>	<b>994</b>	<b>671</b>	<b>1,665</b>	<b>686</b>	<b>327</b>	<b>1,013</b>	
CINA and delinquency cases from other courts	35	4	39	38	15	53	
<b>Total</b>	<b>1,029</b>	<b>675</b>	<b>1,704</b>	<b>724</b>	<b>342</b>	<b>1,066</b>	
% of total	60.4	39.6	100.0	67.9	32.1	100.0	
1st District	128	56	184	111	52	163	
2nd District	50	26	76	59	38	97	
3rd District	636	453	1,089	421	196	617	
4th District	215	140	355	133	56	189	

Table 4.52. CINA and Delinquency Filings by Case Type — Other Courts  
FY 12

Court	Child in Need of Aid	Petitions to terminate parental rights		Total	Petitions to revoke probation		Total
		Delinquency	probation		Delinquency	probation	
Angoon	0	0	0	0	0	0	
Aniak	8	0	8	5	1	6	
Chevak	12	0	12	4	0	4	
Emmonak	9	4	13	9	4	13	
Fort Yukon	0	0	0	2	0	2	
Galena	0	0	0	1	6	7	
Haines	0	0	0	0	0	0	
Healy*				Served by Nenana			
Hoonah	0	0	0	0	0	0	
Hooper Bay	0	0	0	0	0	0	
Kake	0	0	0	0	0	0	
McGrath	5	0	5	1	1	2	
Nenana	0	0	0	2	0	2	
Sand Point	0	0	0	5	0	5	
Skagway	0	0	0	0	0	0	
St. Mary's	1	0	1	6	3	9	
St. Paul	0	0	0	3	0	3	
Tanana	0	0	0	0	0	0	
Unalakleet	0	0	0	0	0	0	
Yakutat	0	0	0	0	0	0	
<b>Total</b>	<b>35</b>	<b>4</b>	<b>39</b>	<b>38</b>	<b>15</b>	<b>53</b>	
% of total	89.7	10.3	100.0	71.7	28.3	100.0	
1st District	0	0	0	0	0	0	
2nd District	0	0	0	0	0	0	
3rd District	0	0	0	8	0	8	
4th District	35	4	39	30	15	45	

\* Healy court closed in FY10.

---

# District Court Activity



St. Paul, Pribilof Islands (Third Judicial District)





**Table 5.01. Total District Court Case Filings — Superior Court Trial Sites  
FY 10 – FY 12**

Court	FY 10	FY 11	FY 12	Change	
				FY 10 to FY 12	FY 11 to FY 12
Anchorage	60,018	56,402	49,277	-18%	-13%
Barrow	1,064	1,064	1,050	-1%	-1%
Bethel	1,789	1,988	1,938	8%	-3%
Cordova	419	361	350	-16%	-3%
Craig	676	783	648	-4%	-17%
Delta Junction	1,184	817	1,072	-9%	31%
Dillingham	816	783	808	-1%	3%
Fairbanks	17,460	15,483	14,987	-14%	-3%
Glennallen	2,486	2,751	2,268	-9%	-18%
Homer	1,727	2,881	2,990	73%	4%
Juneau	5,435	6,732	4,922	-9%	-27%
Kenai	9,463	10,417	9,652	2%	-7%
Ketchikan	2,438	2,741	2,190	-10%	-20%
Kodiak	1,653	1,420	1,466	-11%	3%
Kotzebue	916	1,107	1,094	19%	-1%
Naknek	354	373	378	7%	1%
Nome	1,253	1,078	1,275	2%	18%
Palmer	21,710	24,594	21,356	-2%	-13%
Petersburg	357	329	301	-16%	-9%
Seward	2,576	2,638	3,314	29%	26%
Sitka	814	1,474	1,168	43%	-21%
Tok	454	427	485	7%	14%
Unalaska	590	661	609	3%	-8%
Valdez	604	635	621	3%	-2%
Wrangell	167	229	226	35%	-1%
<b>Subtotal</b>	<b>136,423</b>	<b>138,168</b>	<b>124,445</b>	<b>-9%</b>	<b>-10%</b>
District Court Cases from other courts	4,159	3,572	4,509	8%	26%
<b>Total</b>	<b>140,582</b>	<b>141,740</b>	<b>128,954</b>	<b>-8%</b>	<b>-9%</b>
1st District	10,645	12,900	10,035	-6%	-22%
2nd District	3,385	3,409	3,535	4%	4%
3rd District	102,635	104,124	93,337	-9%	-10%
4th District	23,917	21,307	22,047	-8%	3%

**Table 5.02. Total District Court Case Filings — Other Courts  
FY 10 – FY 12**

Court	FY 10	FY 11	FY 12	Change	
				FY 10 to FY 12	FY 11 to FY 12
Angoon	64	44	26	-59%	-41%
Aniak	143	182	141	-1%	-23%
Chevak	437	360	273	-38%	-24%
Emmonak	296	374	251	-15%	-33%
Fort Yukon	69	83	159	130%	92%
Galena	176	121	94	-47%	-22%
Haines	238	206	199	-16%	-3%
Healy*	821	Served by Nenana		N/S	N/S
Hoonah	167	98	80	-52%	-18%
Hooper Bay	0	0	74	N/S	N/S
Take	47	24	39	-17%	63%
McGrath	17	30	26	53%	-13%
Nenana	785	1,041	2,295	192%	120%
Sand Point	174	183	177	2%	-3%
Skagway	114	120	79	-31%	-34%
St. Mary's	256	380	227	-11%	-40%
St. Paul	45	25	71	58%	184%
Tanana	30	21	25	-17%	19%
Unalakleet	152	160	116	-24%	-27%
Yakutat	128	120	157	23%	31%
<b>Total</b>	<b>4,159</b>	<b>3,572</b>	<b>4,509</b>	<b>8%</b>	<b>26%</b>
1st District	758	612	580	-23%	-5%
2nd District	152	160	116	-24%	-27%
3rd District	219	208	248	13%	19%
4th District	3,030	2,592	3,565	18%	38%

\* Healy court closed in FY10.

N/S: Numbers 10 or less are not compared statistically.

**Table 5.03. Total District Court Case Dispositions —  
Superior Court Trial Sites  
FY 10 – FY 12**

Court	FY 10	FY 11	FY 12	Change	
				FY 10 to FY 12	FY 11 to FY 12
Anchorage	60,705	57,520	50,798	-16%	-12%
Barrow	1,071	936	1,157	8%	24%
Bethel	1,791	1,950	1,939	8%	-1%
Cordova	393	378	350	-11%	-7%
Craig	699	805	667	-5%	-17%
Delta Junction	1,161	836	993	-14%	19%
Dillingham	713	767	682	-4%	-11%
Fairbanks	17,382	15,145	15,246	-12%	1%
Glennallen	2,397	2,539	2,632	10%	4%
Homer	1,720	2,601	3,066	78%	18%
Juneau	10,270	5,610	7,956	-23%	42%
Kenai	9,716	10,235	10,019	3%	-2%
Ketchikan	2,736	2,676	2,274	-17%	-15%
Kodiak	1,718	1,384	1,434	-17%	4%
Kotzebue	924	1,022	1,096	19%	7%
Naknek	358	331	391	9%	18%
Nome	1,281	1,106	1,166	-9%	5%
Palmer	21,176	23,356	22,935	8%	-2%
Petersburg	393	319	309	-21%	-3%
Seward	2,770	2,609	3,307	19%	27%
Sitka	886	1,442	1,040	17%	-28%
Tok	488	415	490	0%	18%
Unalaska	517	677	606	17%	-10%
Valdez	650	623	578	-11%	-7%
Wrangell	185	211	235	27%	11%
<b>Subtotal</b>	<b>142,100</b>	<b>135,493</b>	<b>131,366</b>	<b>-8%</b>	<b>-3%</b>
District Court Cases from other courts	4,688	3,559	4,256	-9%	20%
<b>Total</b>	<b>146,788</b>	<b>139,052</b>	<b>135,622</b>	<b>-8%</b>	<b>-2%</b>
1st District	16,032	11,702	13,075	-18%	12%
2nd District	3,443	3,223	3,534	3%	10%
3rd District	103,068	103,202	97,051	-6%	-6%
4th District	24,245	20,925	21,962	-9%	5%

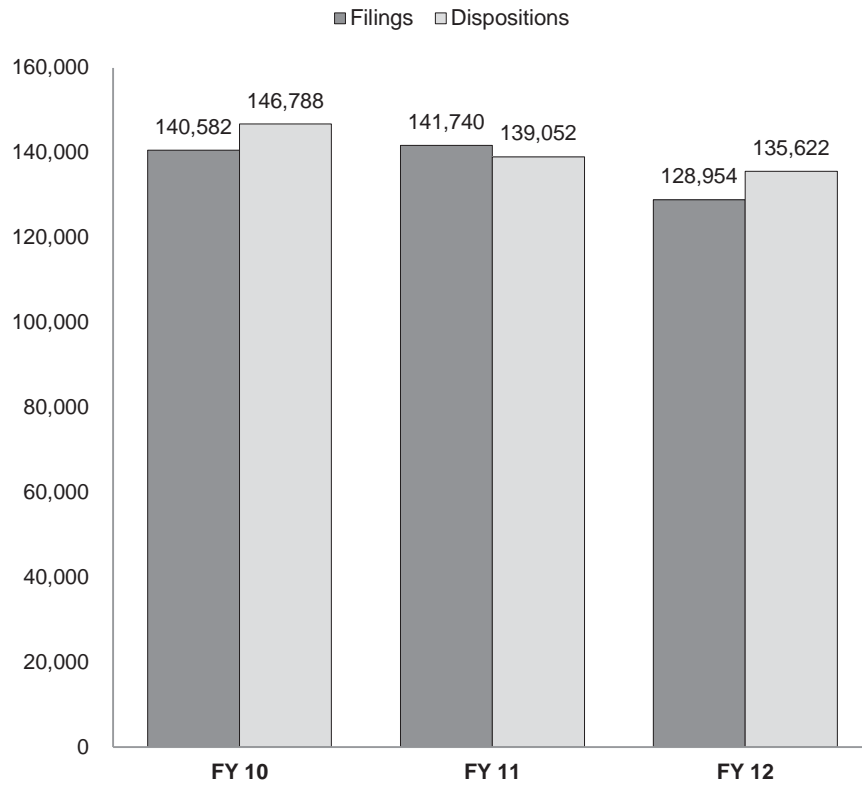
**Table 5.04. Total District Court Case Dispositions — Other Courts  
FY 10 – FY 12**

Court	FY 10	FY 11	FY 12	Change	
				FY 10 to FY 12	FY 11 to FY 12
Angeon	156	45	27	-83%	-40%
Aniak	166	181	154	-7%	-15%
Chevak	466	365	311	-33%	-15%
Emmonak	299	350	295	-1%	-16%
Fort Yukon	50	95	104	108%	9%
Galena	174	138	99	-43%	-28%
Haines	232	258	196	-16%	-24%
Healy*	1,186	Served by Nenana		N/S	N/S
Hoonah	168	100	85	-49%	-15%
Hooper Bay	0	0	62	N/S	N/S
Kake	53	27	26	-51%	-4%
McGrath	30	27	28	-7%	4%
Nenana	781	1,040	1,941	149%	87%
Sand Point	189	152	184	-3%	21%
Skagway	129	83	108	-16%	30%
St. Mary's	247	359	274	11%	-24%
St. Paul	46	30	69	50%	130%
Tanana	24	24	26	8%	8%
Unalakleet	167	159	115	-31%	-28%
Yakutat	125	126	152	22%	21%
<b>Total</b>	<b>4,688</b>	<b>3,559</b>	<b>4,256</b>	<b>-9%</b>	<b>20%</b>
1st District	863	639	594	-31%	-7%
2nd District	167	159	115	-31%	-28%
3rd District	235	182	253	8%	39%
4th District	3,423	2,579	3,294	-4%	28%

\* Healy court closed in FY10.

N/S: Numbers 10 or less are not compared statistically.

**Figure 5.01. District Court Filing and Disposition Trends  
FY 10 – FY 12**



**Table 5.05. District Court Clearance Rates — Superior Court Trial Sites  
FY 11 – FY 12**

Court	Non-minor offense filings		Minor offense filings		Total filings		Clearance rates	
	FY 12	Change from FY 11	FY 12	Change from FY 11	FY 12	Change from FY 11	FY 11	FY 12
	Anchorage	23,483	-10%	25,794	-15%	49,277	-13%	102%
Barrow	791	8%	259	-21%	1,050	-1%	88%	110%
Bethel	1,586	-3%	352	1%	1,938	-3%	98%	100%
Cordova	219	24%	131	-29%	350	-3%	105%	100%
Craig	399	-10%	249	-27%	648	-17%	103%	103%
Delta Junction	160	-15%	912	45%	1,072	31%	102%	93%
Dillingham	539	-11%	269	54%	808	3%	98%	84%
Fairbanks	6,081	-18%	8,906	10%	14,987	-3%	98%	102%
Glennallen	236	-14%	2,032	-18%	2,268	-18%	92%	116%
Homer	937	5%	2,053	3%	2,990	4%	90%	103%
Juneau	2,929	7%	1,993	-50%	4,922	-27%	83%	162%
Kenai	3,088	-3%	6,564	-9%	9,652	-7%	98%	104%
Ketchikan	1,503	-15%	687	-29%	2,190	-20%	98%	104%
Kodiak	762	2%	704	5%	1,466	3%	97%	98%
Kotzebue	931	-1%	163	-4%	1,094	-1%	92%	100%
Naknek	255	-12%	123	50%	378	1%	89%	103%
Nome	1,011	10%	264	70%	1,275	18%	103%	91%
Palmer	5,655	-7%	15,701	-15%	21,356	-13%	95%	107%
Petersburg	212	-5%	89	-17%	301	-9%	97%	103%
Seward	454	-3%	2,860	32%	3,314	26%	99%	100%
Sitka	627	-5%	541	-34%	1,168	-21%	98%	89%
Tok	157	-1%	328	22%	485	14%	97%	101%
Unalaska	239	-6%	370	-9%	609	-8%	102%	100%
Valdez	297	-3%	324	-2%	621	-2%	98%	93%
Wrangell	185	-3%	41	8%	226	-1%	92%	104%
<b>Subtotal</b>	<b>52,736</b>	<b>-8%</b>	<b>71,709</b>	<b>-11%</b>	<b>124,445</b>	<b>-10%</b>	<b>98%</b>	<b>106%</b>
District Court Cases from other courts	2,068	0%	2,441	61%	4,509	26%	100%	94%
<b>Total</b>	<b>54,804</b>	<b>-8%</b>	<b>74,150</b>	<b>-10%</b>	<b>128,954</b>	<b>-9%</b>	<b>98%</b>	<b>105%</b>
1st District	6,229	-2%	3,806	-42%	10,035	-22%	91%	130%
2nd District	2,830	5%	705	0%	3,535	4%	95%	100%
3rd District	36,399	-8%	56,938	-12%	93,337	-10%	99%	104%
4th District	9,346	-14%	12,701	21%	22,047	3%	98%	100%

Clearance rate measures whether a court is keeping up with its incoming caseload. Courts aspire to clear (i.e., dispose of) at least as many cases as have been filed in a period by having a clearance rate of 100 percent or higher.

**Table 5.06. District Court Clearance Rates — Other Courts  
FY 11 – FY 12**

Court	Non-minor offense filings		Minor offense filings		Total filings		Clearance rates	
	FY 12	Change from FY 11	FY 12	Change from FY 11	FY 12	Change from FY 11	FY 11	FY 12
	Angoon	20	-51%	6	N/S	26	-41%	102%
Aniak	129	-27%	12	N/S	141	-23%	99%	109%
Chevak	267	-25%	6	N/S	273	-24%	101%	114%
Emmonak	208	-24%	43	-58%	251	-33%	94%	118%
Fort Yukon	152	97%	7	N/S	159	92%	114%	65%
Galena	90	-17%	4	N/S	94	-22%	114%	105%
Haines	129	3%	70	-14%	199	-3%	125%	98%
Healy*	Served by Nenana							
Hoonah	51	-23%	29	-9%	80	-18%	102%	106%
Hooper Bay	74	N/S	0	N/S	74	N/S	N/S	84%
Kake	28	56%	11	N/S	39	63%	113%	67%
McGrath	24	-14%	2	N/S	26	-13%	90%	108%
Nenana	199	34%	2,096	135%	2,295	120%	100%	85%
Sand Point	164	4%	13	-48%	177	-3%	83%	104%
Skagway	27	8%	52	-45%	79	-34%	69%	137%
St. Mary's	197	-22%	30	-77%	227	-40%	94%	121%
St. Paul	71	184%	0	N/S	71	184%	120%	97%
Tanana	22	57%	3	N/S	25	19%	114%	104%
Unalakleet	97	-11%	19	-63%	116	-27%	99%	99%
Yakutat	119	95%	38	-36%	157	31%	105%	97%
<b>Total</b>	<b>2,068</b>	<b>0%</b>	<b>2,441</b>	<b>61%</b>	<b>4,509</b>	<b>26%</b>	<b>100%</b>	<b>94%</b>
1st District	374	11%	206	-25%	580	-5%	104%	102%
2nd District	97	-11%	19	-63%	116	-27%	99%	99%
3rd District	235	28%	13	-48%	248	19%	88%	102%
4th District	1,288	-10%	2,203	90%	3,491	35%	99%	93%

Clearance rate measures whether a court is keeping up with its incoming caseload. Courts aspire to clear (i.e., dispose of) at least as many cases as have been filed in a period by having a clearance rate of 100 percent or higher.

\* Healy court closed in FY10.

N/S: Numbers 10 or less are not compared statistically.



**Table 5.07. District Court Filings by Case Type — Superior Court Trial Sites  
FY 12**

Court	Misde-meanor	Minor offense	Civil			Total
			Small claims	Domestic violence	General civil	
Anchorage	10,764	25,794	4,453	4,188	4,078	49,277
Barrow	578	259	21	169	23	1,050
Bethel	1,177	352	49	281	79	1,938
Cordova	194	131	13	3	9	350
Craig	249	249	38	95	17	648
Delta Junction	81	912	11	46	22	1,072
Dillingham	394	269	14	92	39	808
Fairbanks	3,346	8,906	690	1,125	920	14,987
Glennallen	154	2,032	25	43	14	2,268
Homer	600	2,053	63	196	78	2,990
Juneau	1,345	1,993	933	393	258	4,922
Kenai	1,779	6,564	241	751	317	9,652
Ketchikan	869	687	179	290	165	2,190
Kodiak	484	704	36	162	80	1,466
Kotzebue	677	163	63	168	23	1,094
Naknek	223	123	8	10	14	378
Nome	779	264	40	158	34	1,275
Palmer	2,881	15,701	751	885	1,138	21,356
Petersburg	158	89	19	20	15	301
Seward	384	2,860	15	31	24	3,314
Sitka	395	541	61	123	48	1,168
Tok	97	328	6	43	11	485
Unalaska	193	370	3	19	24	609
Valdez	203	324	40	31	23	621
Wrangell	151	41	11	9	14	226
<b>Subtotal</b>	<b>28,155</b>	<b>71,709</b>	<b>7,783</b>	<b>9,331</b>	<b>7,467</b>	<b>124,445</b>
District Court Cases from other courts	1,669	2,441	102	217	80	4,509
<b>Total</b>	<b>29,824</b>	<b>74,150</b>	<b>7,885</b>	<b>9,548</b>	<b>7,547</b>	<b>128,954</b>
% of total	23.1	57.5	6.1	7.4	5.9	100.0
1st District	3,398	3,806	1,303	974	554	10,035
2nd District	2,126	705	125	498	81	3,535
3rd District	18,464	56,938	5,664	6,420	5,851	93,337
4th District	5,836	12,701	793	1,656	1,061	22,047

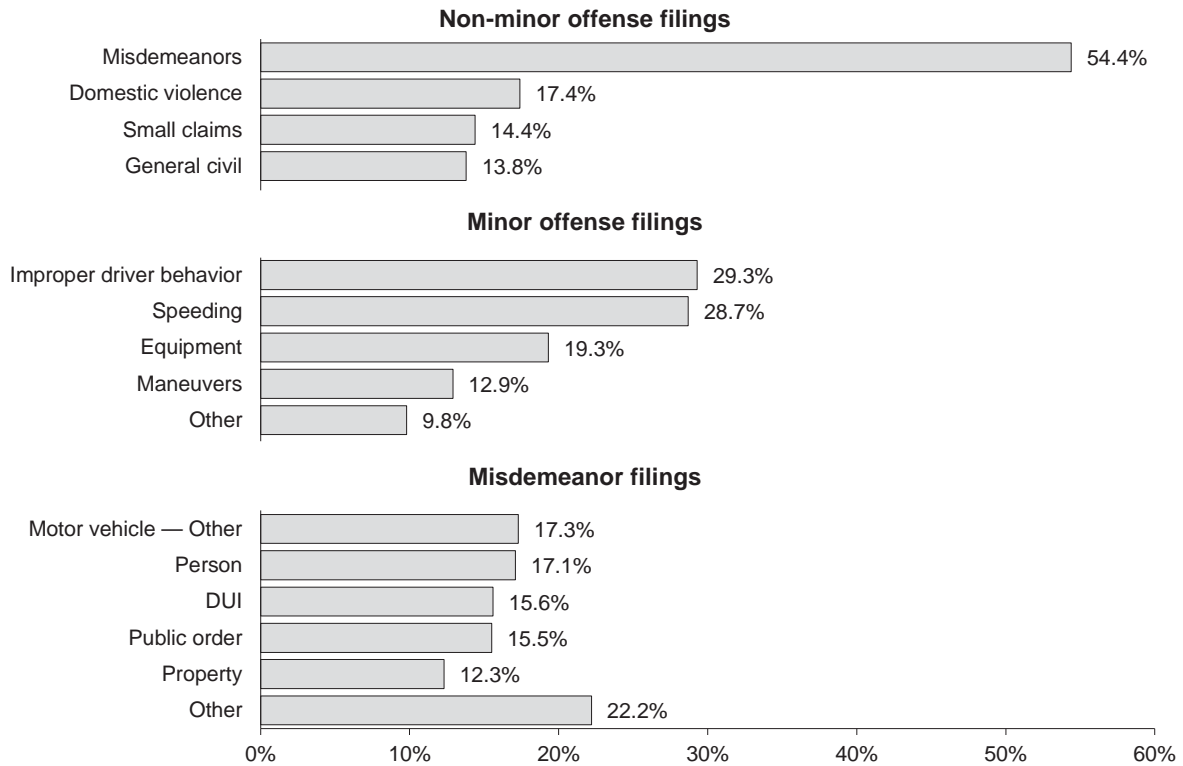
**Table 5.08. District Court Filings by Case Type — Other Courts  
FY 12**

Court	Misde-meanor	Minor offense	Civil			Total
			Small claims	Domestic violence	General civil	
Angoon	15	6	0	3	2	26
Aniak	108	12	6	13	2	141
Chevak	238	6	2	25	2	273
Emmonak	172	43	4	27	5	251
Fort Yukon	129	7	10	10	3	159
Galena	76	4	0	14	0	94
Haines	71	70	18	27	13	199
Healy*	Served by Nenana					
Hoonah	37	29	6	3	5	80
Hooper Bay	71	0	1	2	0	74
Kake	21	11	1	4	2	39
McGrath	16	2	3	5	0	26
Nenana	158	2,096	8	20	13	2,295
Sand Point	146	13	2	4	12	177
Skagway	16	52	0	5	6	79
St. Mary's	149	30	2	42	4	227
St. Paul	65	0	0	5	1	71
Tanana	18	3	1	3	0	25
Unalakleet	92	19	1	3	1	116
Yakutat	71	38	37	2	9	157
<b>Total</b>	<b>1,669</b>	<b>2,441</b>	<b>102</b>	<b>217</b>	<b>80</b>	<b>4,509</b>
% of total	37.0	54.1	2.3	4.8	1.8	100.0
1st District	231	206	62	44	37	580
2nd District	92	19	1	3	1	116
3rd District	211	13	2	9	13	248
4th District	1,135	2,203	37	161	29	3,565

\* Healy court closed in FY10.

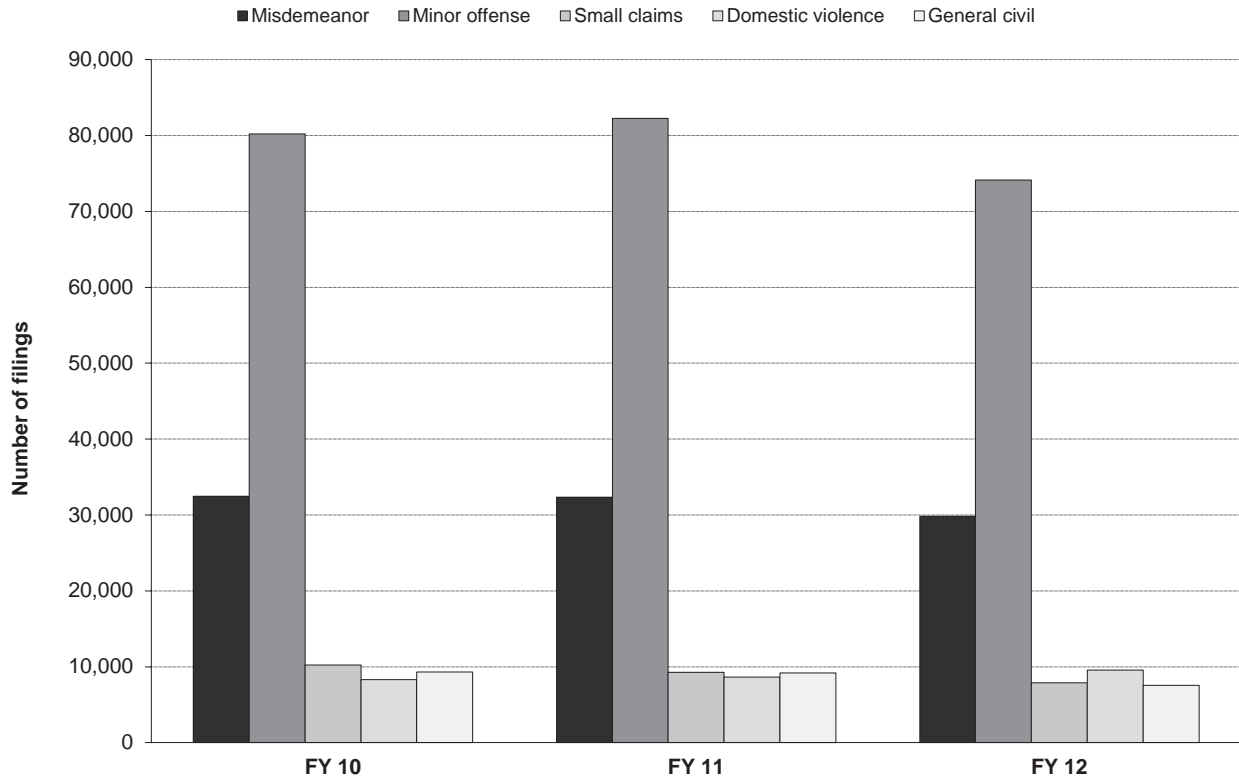
**Figure 5.02. Composition of District Court Case Filings  
FY 12**

Percentages within categories.



This chart analyzes the composition of cases filed in district court during FY12. Misdemeanor cases represent approximately 54.4% of the non-minor offense caseload. Approximately 33.4% of all misdemeanor cases involve driving while intoxicated or another criminal traffic violation (for example, driving with suspended license).

**Figure 5.03. District Court Filing Trends by Case Type  
FY 10 – FY 12**



Filing Type	FY 10	FY 11	FY 12	FY 10 to FY 12 change	FY 11 to FY 12 change
Misdemeanor	32,467	32,353	29,824	-8%	-8%
Minor offense	80,229	82,272	74,150	-8%	-10%
Small claims	10,246	9,276	7,885	-23%	-15%
Domestic violence	8,319	8,644	9,548	15%	10%
General civil	9,321	9,195	7,547	-19%	-18%
<b>Total</b>	<b>140,582</b>	<b>141,740</b>	<b>128,954</b>	<b>-8%</b>	<b>-9%</b>

**Table 5.09. District Court Dispositions by Case Type — Superior Court Trial Sites  
FY 12**

Court	Misde- meanor	Minor offense	Civil			Total
			Small claims	Domestic violence	General civil	
Anchorage	11,066	26,475	4,518	4,125	4,614	50,798
Barrow	633	282	49	165	28	1,157
Bethel	1,146	367	63	271	92	1,939
Cordova	184	133	21	2	10	350
Craig	277	258	21	87	24	667
Delta Junction	83	832	15	44	19	993
Dillingham	418	141	9	90	24	682
Fairbanks	3,305	8,965	868	1,072	1,036	15,246
Glennallen	153	2,397	21	42	19	2,632
Homer	548	2,162	63	188	105	3,066
Juneau	1,288	5,091	917	380	280	7,956
Kenai	1,719	6,923	277	736	364	10,019
Ketchikan	939	639	224	291	181	2,274
Kodiak	488	674	40	152	80	1,434
Kotzebue	724	116	62	165	29	1,096
Naknek	224	123	10	12	22	391
Nome	745	193	33	151	44	1,166
Palmer	2,847	16,916	990	859	1,323	22,935
Petersburg	157	97	18	17	20	309
Seward	408	2,823	19	29	28	3,307
Sitka	374	450	48	117	51	1,040
Tok	110	324	5	40	11	490
Unalaska	168	383	4	19	32	606
Valdez	190	309	33	27	19	578
Wrangell	150	42	14	10	19	235
<b>Subtotal</b>	<b>28,344</b>	<b>77,115</b>	<b>8,342</b>	<b>9,091</b>	<b>8,474</b>	<b>131,366</b>
District Court Cases from other courts	1,669	2,202	109	202	74	4,256
<b>Total</b>	<b>30,013</b>	<b>79,317</b>	<b>8,451</b>	<b>9,293</b>	<b>8,548</b>	<b>135,622</b>
% of total	22.1	58.5	6.2	6.9	6.3	100.0
1st District	3,412	6,811	1,300	937	615	13,075
2nd District	2,195	609	146	483	101	3,534
3rd District	18,627	59,478	6,009	6,291	6,646	97,051
4th District	5,779	12,419	996	1,582	1,186	21,962

**Table 5.10. District Court Dispositions by Case Type — Other Courts  
FY 12**

Court	Misde- meanor	Minor offense	Civil			Total
			Small claims	Domestic violence	General civil	
Angoon	20	6	0	1	0	27
Aniak	114	15	8	13	4	154
Chevak	272	10	3	24	2	311
Emmonak	189	71	5	26	4	295
Fort Yukon	87	2	7	8	0	104
Galena	76	6	3	13	1	99
Haines	66	73	20	20	17	196
Healy*			Served by Nenana			
Hoonah	41	27	7	3	7	85
Hooper Bay	61	0	0	1	0	62
Kake	15	5	0	4	2	26
McGrath	19	2	2	5	0	28
Nenana	133	1,762	12	19	15	1,941
Sand Point	151	19	3	5	6	184
Skagway	18	83	0	5	2	108
St. Mary's	167	59	4	42	2	274
St. Paul	63	0	1	5	0	69
Tanana	17	4	1	4	0	26
Unalakleet	93	18	2	2	0	115
Yakutat	67	40	31	2	12	152
<b>Total</b>	<b>1,669</b>	<b>2,202</b>	<b>109</b>	<b>202</b>	<b>74</b>	<b>4,256</b>
% of total	39.2	51.7	2.6	4.8	1.7	100.0
1st District	227	234	58	35	40	594
2nd District	93	18	2	2	0	115
3rd District	214	19	4	10	6	253
4th District	1,135	1,931	45	155	28	3,294

\* Healy court closed in FY10.

**Table 5.11. District Court Non-Minor Offense Case Filings — Superior Court Trial Sites  
FY 10 – FY 12**

Court	FY 10	FY 11	FY 12	Change	
				FY 10 to FY 12	FY 11 to FY 12
Anchorage	26,169	26,120	23,483	-10%	-10%
Barrow	744	735	791	6%	8%
Bethel	1,452	1,639	1,586	9%	-3%
Cordova	257	177	219	-15%	24%
Craig	394	443	399	1%	-10%
Delta Junction	190	188	160	-16%	-15%
Dillingham	670	608	539	-20%	-11%
Fairbanks	8,097	7,397	6,081	-25%	-18%
Glennallen	287	273	236	-18%	-14%
Homer*	742	895	937	26%	5%
Juneau	2,984	2,729	2,929	-2%	7%
Kenai	3,327	3,190	3,088	-7%	-3%
Ketchikan	1,599	1,777	1,503	-6%	-15%
Kodiak	822	747	762	-7%	2%
Kotzebue	798	937	931	17%	-1%
Naknek	268	291	255	-5%	-12%
Nome	980	923	1,011	3%	10%
Palmer	6,190	6,082	5,655	-9%	-7%
Petersburg	215	222	212	-1%	-5%
Seward	486	467	454	-7%	-3%
Sitka	597	659	627	5%	-5%
Tok	176	158	157	-11%	-1%
Unalaska	259	254	239	-8%	-6%
Valdez	310	306	297	-4%	-3%
Wrangell	145	191	185	28%	-3%
<b>Subtotal</b>	<b>58,158</b>	<b>57,408</b>	<b>52,736</b>	<b>-9%</b>	<b>-8%</b>
Non-minor offense cases from other courts	2,195	2,060	2,068	-6%	0%
<b>Total</b>	<b>60,353</b>	<b>59,468</b>	<b>54,804</b>	<b>-9%</b>	<b>-8%</b>
1st District	6,373	6,357	6,229	-2%	-2%
2nd District	2,637	2,704	2,830	7%	5%
3rd District	39,967	39,593	36,399	-9%	-8%
4th District	11,376	10,814	9,346	-18%	-14%

**Table 5.12. District Court Non-Minor Offense Case Filings — Other Courts  
FY 10 – FY 12**

Court	FY 10	FY 11	FY 12	Change	
				FY 10 to FY 12	FY 11 to FY 12
Angoon	50	41	20	-60%	-51%
Aniak	118	176	129	9%	-27%
Chevak	437	356	267	-39%	-25%
Emmonak	243	272	208	-14%	-24%
Fort Yukon	68	77	152	124%	97%
Galena	167	108	90	-46%	-17%
Haines	107	125	129	21%	3%
Healy*	73	Served by Nenana		N/S	N/S
Hoonah	111	66	51	-54%	-23%
Hooper Bay	0	0	74	N/S	N/S
Kake	46	18	28	-39%	56%
McGrath	14	28	24	71%	-14%
Nenana	133	149	199	50%	34%
Sand Point	136	158	164	21%	4%
Skagway	32	25	27	-16%	8%
St. Mary's	186	252	197	6%	-22%
St. Paul	44	25	71	61%	184%
Tanana	22	14	22	0%	57%
Unalakleet	115	109	97	-16%	-11%
Yakutat	93	61	119	28%	95%
<b>Total</b>	<b>2,195</b>	<b>2,060</b>	<b>2,068</b>	<b>-6%</b>	<b>0%</b>
1st District	439	336	374	-15%	11%
2nd District	115	109	97	-16%	-11%
3rd District	180	183	235	31%	28%
4th District	1,461	1,432	1,362	-7%	-5%

\* Healy court closed in FY10.

N/S: Numbers 10 or less are not compared statistically.

**Table 5.13. District Court Non-Minor Offense Case Dispositions —  
Superior Court Trial Sites  
FY 10 – FY 12**

Court	FY 10	FY 11	FY 12	Change	
				FY 10 to FY 12	FY 11 to FY 12
Anchorage	25,947	27,645	24,323	-6%	-12%
Barrow	762	674	875	15%	30%
Bethel	1,427	1,638	1,572	10%	-4%
Cordova	236	186	217	-8%	17%
Craig	385	470	409	6%	-13%
Delta Junction	186	198	161	-13%	-19%
Dillingham	590	595	541	-8%	-9%
Fairbanks	8,068	7,302	6,281	-22%	-14%
Glennallen	283	281	235	-17%	-16%
Homer	792	847	904	14%	7%
Juneau	3,095	2,779	2,865	-7%	3%
Kenai	3,383	3,188	3,096	-8%	-3%
Ketchikan	1,858	1,707	1,635	-12%	-4%
Kodiak	836	714	760	-9%	6%
Kotzebue	804	857	980	22%	14%
Naknek	268	262	268	0%	2%
Nome	1,040	929	973	-6%	5%
Palmer	5,499	6,333	6,019	9%	-5%
Petersburg	234	217	212	-9%	-2%
Seward	486	485	484	0%	0%
Sitka	633	652	590	-7%	-10%
Tok	197	158	166	-16%	5%
Unalaska	244	253	223	-9%	-12%
Valdez	338	308	269	-20%	-13%
Wrangell	162	174	193	19%	11%
<b>Subtotal</b>	<b>57,753</b>	<b>58,852</b>	<b>54,251</b>	<b>-6%</b>	<b>-8%</b>
Non-minor offense cases from other courts	2,370	2,105	2,054	-13%	-2%
<b>Total</b>	<b>60,123</b>	<b>60,957</b>	<b>56,305</b>	<b>-6%</b>	<b>-8%</b>
1st District	6,913	6,350	6,264	-9%	-1%
2nd District	2,722	2,565	2,925	7%	14%
3rd District	39,077	41,257	37,573	-4%	-9%
4th District	11,411	10,785	9,543	-16%	-12%

**Table 5.14. District Court Non-Minor Offense Case Dispositions —  
Other Courts  
FY 10 – FY 12**

Court	FY 10	FY 11	FY 12	Change	
				FY 10 to FY 12	FY 11 to FY 12
Angoon	143	42	21	-85%	-50%
Aniak	141	179	139	-1%	-22%
Chevak	466	365	301	-35%	-18%
Emmonak	246	276	224	-9%	-19%
Fort Yukon	50	91	102	104%	12%
Galena	162	127	93	-43%	-27%
Haines	123	121	123	0%	2%
Healy*	122	Served by Nenana		N/S	N/S
Hoonah	109	68	58	-47%	-15%
Hooper Bay	0	0	62	N/S	N/S
Kake	52	22	21	-60%	-5%
McGrath	25	25	26	4%	4%
Nenana	124	163	179	44%	10%
Sand Point	137	130	165	20%	27%
Skagway	32	25	25	-22%	0%
St. Mary's	181	246	215	19%	-13%
St. Paul	38	30	69	82%	130%
Tanana	16	17	22	38%	29%
Unalakleet	116	105	97	-16%	-8%
Yakutat	87	73	112	29%	53%
<b>Total</b>	<b>2,370</b>	<b>2,105</b>	<b>2,054</b>	<b>-13%</b>	<b>-2%</b>
1st District	546	351	360	-34%	3%
2nd District	116	105	97	-16%	-8%
3rd District	175	160	234	34%	46%
4th District	1,533	1,489	1,363	-11%	-8%

\* Healy court closed in FY10.

N/S: Numbers 10 or less are not compared statistically.



**Table 5.15. Misdemeanor Case Filings — Superior Court Trial Sites  
FY 10 – FY 12**

Court	FY 10	FY 11	FY 12	Change	
				FY 10 to FY 12	FY 11 to FY 12
Anchorage	11,728	12,432	10,764	-8%	-13%
Barrow	539	547	578	7%	6%
Bethel	1,028	1,183	1,177	14%	-1%
Cordova	211	148	194	-8%	31%
Craig	281	322	249	-11%	-23%
Delta Junction	126	98	81	-36%	-17%
Dillingham	491	472	394	-20%	-17%
Fairbanks	4,857	4,124	3,346	-31%	-19%
Glennallen	217	203	154	-29%	-24%
Homer	384	528	600	56%	14%
Juneau	1,376	1,397	1,345	-2%	-4%
Kenai	2,037	1,818	1,779	-13%	-2%
Ketchikan	859	955	869	1%	-9%
Kodiak	493	460	484	-2%	5%
Kotzebue	589	705	677	15%	-4%
Naknek	218	250	223	2%	-11%
Nome	708	653	779	10%	19%
Palmer	3,024	2,876	2,881	-5%	0%
Petersburg	136	155	158	16%	2%
Seward	397	365	384	-3%	5%
Sitka	405	410	395	-2%	-4%
Tok	144	102	97	-33%	-5%
Unalaska	210	185	193	-8%	4%
Valdez	223	212	203	-9%	-4%
Wrangell	108	145	151	40%	4%
<b>Subtotal</b>	<b>30,789</b>	<b>30,745</b>	<b>28,155</b>	<b>-9%</b>	<b>-8%</b>
Misdemeanor cases from other courts	1,678	1,608	1,669	-1%	4%
<b>Total</b>	<b>32,467</b>	<b>32,353</b>	<b>29,824</b>	<b>-8%</b>	<b>-8%</b>
1st District	3,406	3,603	3,398	0%	-6%
2nd District	1,940	2,010	2,126	10%	6%
3rd District	19,781	20,103	18,464	-7%	-8%
4th District	7,340	6,637	5,836	-20%	-12%

**Table 5.16. Misdemeanor Case Filings — Other Courts  
FY 10 – FY 12**

Court	FY 10	FY 11	FY 12	Change	
				FY 10 to FY 12	FY 11 to FY 12
Angoon	39	34	15	-62%	-56%
Aniak	87	140	108	24%	-23%
Chevak	390	311	238	-39%	-23%
Emmonak	188	234	172	-9%	-26%
Fort Yukon	46	49	129	180%	163%
Galena	152	80	76	-50%	-5%
Haines	49	68	71	45%	4%
Healy*	59	Served by Nenana		N/S	#REF!
Hoonah	69	51	37	-46%	-27%
Hooper Bay	0	0	71	N/S	N/S
Take	37	12	21	-43%	75%
McGrath	12	22	16	33%	-27%
Nenana	102	93	158	55%	70%
Sand Point	118	135	146	24%	8%
Skagway	11	13	16	45%	23%
St. Mary's	133	194	149	12%	-23%
St. Paul	30	19	65	117%	242%
Tanana	16	7	18	13%	N/S
Unalakleet	104	105	92	-12%	-12%
Yakutat	36	41	71	97%	73%
<b>Total</b>	<b>1,678</b>	<b>1,608</b>	<b>1,669</b>	<b>-1%</b>	<b>4%</b>
1st District	241	219	231	-4%	5%
2nd District	104	105	92	-12%	-12%
3rd District	148	154	211	43%	37%
4th District	1,185	1,130	1,135	-4%	0%

\* Healy court closed in FY10.

N/S: Numbers 10 or less are not compared statistically.

Table 5.17. Misdemeanor Filings by Case Type — Superior Court Trial Sites  
FY 12

Court	Person	Property	Drugs	Weapon	Public order	DUI	Reckless driving	Motor vehicle — other	Protective order violation	Fish & Game	Other	Total
Anchorage	1,931	1,494	267	90	1,329	1,799	51	2,085	244	11	1,463	10,764
Barrow	147	54	19	4	92	48	1	37	10	26	140	578
Bethel	335	90	29	13	369	91	2	62	13	66	107	1,177
Cordova	16	13	5	0	33	19	0	17	0	66	25	194
Craig	59	27	2	3	22	21	1	49	6	15	44	249
Delta Junction	8	7	1	0	11	7	2	17	1	18	9	81
Dillingham	111	45	6	3	71	28	0	25	17	28	60	394
Fairbanks	453	486	112	19	511	550	32	694	57	41	391	3,346
Glennallen	20	9	1	0	22	18	0	35	2	36	11	154
Homer	47	35	41	2	45	139	5	159	14	27	86	600
Juneau	199	326	20	6	332	197	9	54	25	32	145	1,345
Kenai	216	213	96	12	202	330	22	371	46	59	212	1,779
Ketchikan	107	101	27	9	238	80	5	125	23	28	126	869
Kodiak	61	43	10	4	93	71	0	69	19	21	93	484
Kotzebue	195	82	4	2	173	45	1	30	21	4	120	677
Naknek	29	6	2	0	16	19	0	12	1	121	17	223
Nome	228	64	14	6	229	53	3	37	17	7	121	779
Palmer	245	302	154	27	280	673	16	917	45	76	146	2,881
Petersburg	22	13	7	1	31	19	2	20	0	27	16	158
Seward	50	28	42	6	80	63	2	71	2	11	29	384
Sitka	35	40	5	1	59	40	2	71	18	56	68	395
Tok	21	9	1	1	14	9	1	14	3	17	7	97
Unalaska	34	30	8	0	43	18	2	13	2	22	21	193
Valdez	30	19	1	1	40	42	0	39	4	3	24	203
Wrangell	14	6	9	1	32	25	0	22	0	6	36	151
<b>Subtotal</b>	<b>4,613</b>	<b>3,542</b>	<b>883</b>	<b>211</b>	<b>4,367</b>	<b>4,404</b>	<b>159</b>	<b>5,045</b>	<b>590</b>	<b>824</b>	<b>3,517</b>	<b>28,155</b>
Cases from other courts	494	121	16	13	261	244	8	108	25	148	231	1,669
<b>Total</b>	<b>5,107</b>	<b>3,663</b>	<b>899</b>	<b>224</b>	<b>4,628</b>	<b>4,648</b>	<b>167</b>	<b>5,153</b>	<b>615</b>	<b>972</b>	<b>3,748</b>	<b>29,824</b>
% of total	17.1	12.3	3.0	0.7	15.5	15.6	0.5	17.3	2.1	3.3	12.6	100.0
1st District	470	531	71	21	742	421	20	370	74	217	461	3,398
2nd District	598	206	37	13	518	151	5	104	48	46	400	2,126
3rd District	2,849	2,261	633	145	2,284	3,245	100	3,834	396	490	2,227	18,464
4th District	1,190	665	158	45	1,084	831	42	845	97	219	660	5,836

Table 5.18. Misdemeanor Filings by Case Type — Other Courts  
FY 12

Court	Person	Property	Drugs	Weapon	Public order	DUI	Reckless driving	Motor vehicle — other	Protective order violation	Fish & Game	Other	Total
Angoon	5	2	0	0	4	0	0	4	0	0	0	15
Aniak	51	8	1	2	13	14	0	2	2	7	8	108
Chevak	82	16	5	0	76	29	0	0	3	0	27	238
Emmonak	52	15	0	1	21	52	0	0	2	10	19	172
Fort Yukon	52	9	0	0	5	20	0	5	5	5	28	129
Galena	29	7	0	1	11	2	1	3	2	3	17	76
Haines	8	3	0	0	13	21	1	11	2	5	7	71
Healy*	Served by Nenana											
Hoonah	7	5	0	0	0	2	0	1	0	13	9	37
Hooper Bay	31	4	1	1	12	11	0	1	1	3	6	71
Kake	3	6	0	0	1	1	0	3	0	4	3	21
McGrath	1	0	0	0	0	2	0	0	0	9	4	16
Nenana	12	4	8	4	10	21	1	43	7	35	13	158
Sand Point	24	19	0	0	21	24	1	21	0	9	27	146
Skagway	1	0	0	0	4	7	0	1	0	3	0	16
St. Mary's	60	5	0	3	31	22	1	4	1	5	17	149
St. Paul	35	5	0	0	9	2	1	0	0	0	13	65
Tanana	3	5	0	0	0	1	2	0	0	0	7	18
Unalakleet	28	6	0	1	24	5	0	0	0	9	19	92
Yakutat	10	2	1	0	6	8	0	9	0	28	7	71
<b>Total</b>	<b>494</b>	<b>121</b>	<b>16</b>	<b>13</b>	<b>261</b>	<b>244</b>	<b>8</b>	<b>108</b>	<b>25</b>	<b>148</b>	<b>231</b>	<b>1,669</b>
% of total	29.6	7.2	1.0	0.8	15.6	14.6	0.5	6.5	1.5	8.9	13.8	100.0
1st District	34	18	1	0	28	39	1	29	2	53	26	231
2nd District	28	6	0	1	24	5	0	0	0	9	19	92
3rd District	59	24	0	0	30	26	2	21	0	9	40	211
4th District	373	73	15	12	179	174	5	58	23	77	146	1,135

\* Healy court closed in FY10.

**Table 5.19. Misdemeanor Case Types  
FY 12**

<b>Person</b>	<b>Public Order</b>
Homicide	Riot
Assault	Disorderly Conduct
Reckless Endangerment	Harassment
Kidnapping	Indecent Viewing or Photography
Custodial Interference	Possess or Distribute Child Pornography
Human Trafficking	Cruelty to Animals
Sex Offenses	Recruiting Gang Members
Robbery	Gambling
Extortion	Alcohol Licensing Laws
Coercion	
	<b>Motor Vehicle DUI</b>
<b>Property</b>	<b>Motor Vehicle Reckless Driving</b>
Theft	
Burglary	<b>Motor Vehicle Other</b>
Criminal Trespass	
Vehicle Theft	<b>Protection Order Violation</b>
Arson	
Criminal Mischief	<b>Fish and Game</b>
Business and Commercial Offenses	
	<b>Other</b>
<b>Drugs</b>	Offenses against Public Administration
Misconduct Involving a Controlled Substance	Offenses against Family and
Manufacture, Delivery or Possession of	Vulnerable Adults
Imitation Controlled Substance	All other offenses, including cases in which
	a charging document was never filed
<b>Weapons</b>	
Misconduct Involving Weapons	
Criminal Possession of Explosives	
Unlawful Furnishing of Explosives	

Criminal cases typically contain multiple charges. The Alaska Court System categorizes cases for reporting purposes based on the most serious charge.

In FY07 the Alaska Court System changed the way it categorizes criminal cases for annual reporting. The categories now conform to the National Center for State Courts' national model for caseload statistical reporting. This change is intended to make Alaska's statistics easier to compile, understand, and compare to those of other jurisdictions.

**Table 5.20. Misdemeanor Case Dispositions —  
Superior Court Trial Sites  
FY 10 – FY 12**

Court	FY 10	FY 11	FY 12	Change	
				FY 10 to FY 12	FY 11 to FY 12
Anchorage	12,070	12,993	11,066	-8%	-15%
Barrow	527	466	633	20%	36%
Bethel	1,005	1,175	1,146	14%	-2%
Cordova	197	150	184	-7%	23%
Craig	283	324	277	-2%	-15%
Delta Junction	130	101	83	-36%	-18%
Dillingham	465	492	418	-10%	-15%
Fairbanks	4,694	4,224	3,305	-30%	-22%
Glennallen	222	211	153	-31%	-27%
Homer	385	479	548	42%	14%
Juneau	1,216	1,424	1,288	6%	-10%
Kenai	2,167	1,884	1,719	-21%	-9%
Ketchikan	1,029	936	939	-9%	0%
Kodiak	482	435	488	1%	12%
Kotzebue	599	632	724	21%	15%
Naknek	225	227	224	0%	-1%
Nome	759	630	745	-2%	18%
Palmer	2,853	2,837	2,847	0%	0%
Petersburg	138	147	157	14%	7%
Seward	407	378	408	0%	8%
Sitka	440	415	374	-15%	-10%
Tok	169	91	110	-35%	21%
Unalaska	196	197	168	-14%	-15%
Valdez	247	207	190	-23%	-8%
Wrangell	112	139	150	34%	8%
<b>Subtotal</b>	<b>31,017</b>	<b>31,194</b>	<b>28,344</b>	<b>-9%</b>	<b>-9%</b>
Misdemeanor cases from other courts	1,865	1,616	1,669	-11%	3%
<b>Total</b>	<b>32,882</b>	<b>32,810</b>	<b>30,013</b>	<b>-9%</b>	<b>-9%</b>
1st District	3,585	3,597	3,412	-5%	-5%
2nd District	1,988	1,830	2,195	10%	20%
3rd District	20,064	20,620	18,627	-7%	-10%
4th District	7,245	6,763	5,779	-20%	-15%

**Table 5.21. Misdemeanor Case Dispositions — Other Courts  
FY 10 – FY 12**

Court	FY 10	FY 11	FY 12	Change	
				FY 10 to FY 12	FY 11 to FY 12
Angoon	137	33	20	-85%	-39%
Aniak	96	144	114	19%	-21%
Chevak	413	323	272	-34%	-16%
Emmonak	186	236	189	2%	-20%
Fort Yukon	47	51	87	85%	71%
Galena	143	101	76	-47%	-25%
Haines	58	63	66	14%	5%
Healy*	106	Served by Nenana		N/S	N/S
Hoonah	74	53	41	-45%	-23%
Hooper Bay	0	0	61	N/S	N/S
Kake	46	12	15	-67%	25%
McGrath	18	20	19	6%	-5%
Nenana	98	107	133	36%	24%
Sand Point	120	109	151	26%	39%
Skagway	11	9	18	64%	N/S
St. Mary's	128	181	167	30%	-8%
St. Paul	28	21	63	125%	200%
Tanana	12	9	17	42%	N/S
Unalakleet	103	102	93	-10%	-9%
Yakutat	41	42	67	63%	60%
<b>Total</b>	<b>1,865</b>	<b>1,616</b>	<b>1,669</b>	<b>-11%</b>	<b>3%</b>
1st District	367	212	227	-38%	7%
2nd District	103	102	93	-10%	-9%
3rd District	148	130	214	45%	65%
4th District	1,247	1,172	1,135	-9%	-3%

\* Healy court closed in FY10.

N/S: Numbers 10 or less are not compared statistically.

**Table 5.22. Misdemeanor Case Dispositions by Manner of Disposition — Superior Court Trial Sites  
FY 12**

Court	Stage of disposition									Total
	At/before arraignment		Between arraignment and trial			Court trial		Jury trial		
	Dismiss	Pled guilty	Dismiss	Pled guilty	Other	Guilty	Not guilty	Guilty	Not guilty	
Anchorage	1,202	1,998	2,625	5,161	8	4	0	25	43	11,066
Barrow	4	43	346	236	3	0	0	1	0	633
Bethel	12	588	262	270	5	1	0	6	2	1,146
Cordova	2	107	32	41	0	1	0	1	0	184
Craig	0	41	87	142	0	0	0	0	7	277
Delta Junction	1	30	18	30	4	0	0	0	0	83
Dillingham	9	75	81	247	2	0	0	2	2	418
Fairbanks	160	1,073	872	1,175	12	0	0	8	5	3,305
Glennallen	0	50	43	55	2	1	0	2	0	153
Homer	5	163	143	220	6	0	0	6	5	548
Juneau	0	69	426	773	2	3	0	12	3	1,288
Kenai	5	591	438	660	8	0	1	13	3	1,719
Ketchikan	1	149	361	414	3	3	0	8	0	939
Kodiak	0	11	198	277	1	0	0	0	1	488
Kotzebue	39	106	258	315	0	2	2	1	1	724
Naknek	0	88	35	101	0	0	0	0	0	224
Nome	14	122	176	430	2	1	0	0	0	745
Palmer	33	393	1,009	1,381	6	2	0	15	8	2,847
Petersburg	0	51	35	71	0	0	0	0	0	157
Seward	1	161	109	127	8	0	0	1	1	408
Sitka	0	85	71	210	0	3	0	1	4	374
Tok	2	30	33	45	0	0	0	0	0	110
Unalaska	0	69	44	52	3	0	0	0	0	168
Valdez	0	61	52	67	0	3	1	4	2	190
Wrangell	0	62	16	70	0	1	0	0	1	150
<b>Subtotal</b>	<b>1,490</b>	<b>6,216</b>	<b>7,770</b>	<b>12,570</b>	<b>75</b>	<b>25</b>	<b>4</b>	<b>106</b>	<b>88</b>	<b>28,344</b>
Cases from other courts	25	618	406	599	7	4	1	5	4	1,669
<b>Total</b>	<b>1,515</b>	<b>6,834</b>	<b>8,176</b>	<b>13,169</b>	<b>82</b>	<b>29</b>	<b>5</b>	<b>111</b>	<b>92</b>	<b>30,013</b>
% of total	5.0	22.8	27.2	43.9	0.3	0.1	0.0	0.4	0.3	100.0
1st District	1	520	1,071	1,759	5	14	1	25	16	3,412
2nd District	57	294	796	1,035	5	3	2	2	1	2,195
3rd District	1,262	3,817	4,880	8,477	44	11	2	69	65	18,627
4th District	195	2,203	1,429	1,898	28	1	0	15	10	5,779

**Table 5.23. Misdemeanor Case Dispositions by Manner of Disposition — Other Courts  
FY 12**

Court	Stage of disposition									Total
	At/before arraignment		Between arraignment and trial			Court trial		Jury trial		
	Dismiss	Pled guilty	Dismiss	Pled guilty	Other	Guilty	Not guilty	Guilty	Not guilty	
Angoon	0	3	8	9	0	0	0	0	0	20
Aniak	1	69	16	28	0	0	0	0	0	114
Chevak	1	149	45	70	7	0	0	0	0	272
Emmonak	4	100	37	47	0	0	0	0	1	189
Fort Yukon	5	15	35	32	0	0	0	0	0	87
Galena	6	11	19	39	0	0	0	1	0	76
Haines	0	14	31	20	0	0	0	1	0	66
Healy*	Served by Nenana									
Hoonah	0	12	8	19	0	0	0	2	0	41
Hooper Bay	0	31	16	14	0	0	0	0	0	61
Kake	0	6	6	3	0	0	0	0	0	15
McGrath	0	10	3	4	0	0	0	0	2	19
Nenana	3	38	39	53	0	0	0	0	0	133
Sand Point	3	34	55	59	0	0	0	0	0	151
Skagway	0	3	8	6	0	0	0	0	1	18
St. Mary's	0	57	27	83	0	0	0	0	0	167
St. Paul	2	16	16	29	0	0	0	0	0	63
Tanana	0	2	7	8	0	0	0	0	0	17
Unalakleet	0	23	16	54	0	0	0	0	0	93
Yakutat	0	25	14	22	0	4	1	1	0	67
<b>Total</b>	<b>25</b>	<b>618</b>	<b>406</b>	<b>599</b>	<b>7</b>	<b>4</b>	<b>1</b>	<b>5</b>	<b>4</b>	<b>1,669</b>
% of total	1.5	37.0	24.4	35.9	0.4	0.2	0.1	0.3	0.2	100.0
1st District	0	63	75	79	0	4	1	4	1	227
2nd District	0	23	16	54	0	0	0	0	0	93
3rd District	5	50	71	88	0	0	0	0	0	214
4th District	20	482	244	378	7	0	0	1	3	1,135

\* Healy court closed in FY10.

**Table 5.24. Felony Filings in District Court<sup>1</sup> —  
Superior Court Trial Sites  
FY 10 – FY 12**

Court	FY 10	FY 11	FY 12	Change	
				FY 10 to FY 12	FY 11 to FY 12
Anchorage	2,992	2,775	2,552	-15%	-8%
Barrow	92	61	110	20%	80%
Bethel	162	221	193	19%	-13%
Cordova	18	20	28	56%	40%
Craig	25	31	29	16%	-6%
Delta Junction	12	13	14	17%	8%
Dillingham	74	96	113	53%	18%
Fairbanks	596	529	409	-31%	-23%
Glennallen	25	23	18	-28%	-22%
Homer	53	115	101	91%	-12%
Juneau	157	154	154	-2%	0%
Kenai	327	371	345	6%	-7%
Ketchikan	109	116	114	5%	-2%
Kodiak	71	83	106	49%	28%
Kotzebue	105	118	159	51%	35%
Naknek	32	22	29	-9%	32%
Nome	107	137	135	26%	-1%
Palmer	387	473	471	22%	0%
Petersburg	8	9	18	N/S	N/S
Seward	24	46	42	75%	-9%
Sitka	21	33	33	57%	0%
Tok	12	11	17	42%	55%
Unalaska	54	25	45	-17%	80%
Valdez	19	19	9	N/S	N/S
Wrangell	6	10	4	N/S	N/S
<b>Subtotal</b>	<b>5,488</b>	<b>5,511</b>	<b>5,248</b>	<b>-4%</b>	<b>-5%</b>
Felony cases from other courts	216	261	270	25%	3%
<b>Total</b>	<b>5,704</b>	<b>5,772</b>	<b>5,518</b>	<b>-3%</b>	<b>-4%</b>
1st District	335	360	367	10%	2%
2nd District	323	334	418	29%	25%
3rd District	4,100	4,101	3,902	-5%	-5%
4th District	946	977	831	-12%	-15%

1. This chart is for information purposes only. The totals are not included in the District Court totals. Felony cases are reported as Superior Court cases, regardless of where the case was initiated.

N/S: Numbers 10 or less are not compared statistically.

**Table 5.25. Felony Filings in District Court<sup>1</sup> — Other Courts  
FY 10 – FY 12**

Court	FY 10	FY 11	FY 12	Change	
				FY 10 to FY 12	FY 11 to FY 12
Angoon	0	2	1	N/S	N/S
Aniak	42	39	43	2%	10%
Chevak	18	49	21	17%	-57%
Emmonak	26	35	38	46%	9%
Fort Yukon	18	12	12	-33%	0%
Galena	11	16	16	45%	0%
Haines	5	2	4	N/S	N/S
Healy*	4	Served by Nenana		N/S	N/S
Hoonah	2	0	3	N/S	N/S
Hooper Bay	0	0	9	N/S	N/S
Take	2	1	1	N/S	N/S
McGrath	7	6	1	N/S	N/S
Nenana	8	14	23	N/S	64%
Sand Point	21	29	24	14%	-17%
Skagway	0	0	3	N/S	N/S
St. Mary's	30	30	34	13%	13%
St. Paul	3	4	19	N/S	N/S
Tanana	0	2	1	N/S	N/S
Unalakleet	19	18	14	-26%	-22%
Yakutat	0	2	3	N/S	N/S
<b>Total</b>	<b>216</b>	<b>261</b>	<b>270</b>	<b>25%</b>	<b>3%</b>
1st District	9	7	15	N/S	N/S
2nd District	19	18	14	-26%	-22%
3rd District	24	33	43	79%	30%
4th District	164	203	198	21%	-2%

1. This chart is for information purposes only. The totals are not included in the District Court totals. Felony cases are reported as Superior Court cases, regardless of where the case was initiated.

\* Healy court closed in FY10.

N/S: Numbers 10 or less are not compared statistically.



**Table 5.26. Post-judgment Filings: Misdemeanor Petitions to Revoke Probation — Superior Court Trial Sites  
FY 10 – FY 12**

Court	FY 10	FY 11	FY 12	Change	
				FY 10 to FY 12	FY 11 to FY 12
Anchorage	2,275	2,466	2,009	-12%	-19%
Barrow	51	29	50	-2%	72%
Bethel	326	426	253	-22%	-41%
Cordova	3	5	0	N/S	N/S
Craig	1	12	20	N/S	67%
Delta Junction	25	9	29	16%	N/S
Dillingham	79	92	53	-33%	-42%
Fairbanks	1,271	1,185	1,010	-21%	-15%
Glennallen	7	11	9	N/S	N/S
Homer	77	28	56	-27%	100%
Juneau	0	532	485	N/S	-9%
Kenai	402	311	378	-6%	22%
Ketchikan	20	112	130	550%	16%
Kodiak	92	105	108	17%	3%
Kotzebue	249	160	175	-30%	9%
Naknek	10	11	9	N/S	N/S
Nome	272	207	215	-21%	4%
Palmer	448	557	559	25%	0%
Petersburg	2	17	14	N/S	-18%
Seward	69	71	102	48%	44%
Sitka	25	79	101	304%	28%
Tok	44	35	23	-48%	-34%
Unalaska	12	35	8	N/S	N/S
Valdez	6	14	6	N/S	N/S
Wrangell	8	36	32	N/S	-11%
<b>Subtotal</b>	<b>5,774</b>	<b>6,545</b>	<b>5,834</b>	<b>1%</b>	<b>-11%</b>
Felony cases from other courts	379	514	566	49%	10%
<b>Total</b>	<b>6,153</b>	<b>7,059</b>	<b>6,400</b>	<b>4%</b>	<b>-9%</b>
1st District	70	809	811	1059%	0%
2nd District	598	414	468	-22%	13%
3rd District	3,484	3,715	3,305	-5%	-11%
4th District	2,001	2,121	1,816	-9%	-14%

N/S: Numbers 10 or less are not compared statistically.

**Table 5.27. Post-judgment Filings: Misdemeanor Petitions to Revoke Probation — Other Courts  
FY 10 – FY 12**

Court	FY 10	FY 11	FY 12	Change	
				FY 10 to FY 12	FY 11 to FY 12
Angoon	0	1	3	N/S	N/S
Aniak	45	42	98	118%	133%
Chevak	97	123	120	24%	-2%
Emmonak	53	99	49	-8%	-51%
Fort Yukon	12	7	13	8%	N/S
Galena	36	22	36	0%	64%
Haines	0	1	2	N/S	N/S
Healy*	5	Served by Nenana		N/S	N/S
Hoonah	13	5	4	N/S	N/S
Hooper Bay	0	0	1	N/S	N/S
Kake	1	2	4	N/S	N/S
McGrath	11	7	8	N/S	N/S
Nenana	17	27	16	-6%	-41%
Sand Point	0	5	8	N/S	N/S
Skagway	0	0	0	N/S	N/S
St. Mary's	58	136	156	169%	15%
St. Paul	4	4	0	N/S	N/S
Tanana	1	3	4	N/S	N/S
Unalakleet	26	18	28	8%	56%
Yakutat	0	12	16	N/S	33%
<b>Total</b>	<b>379</b>	<b>514</b>	<b>566</b>	<b>49%</b>	<b>10%</b>
1st District	14	21	29	107%	38%
2nd District	26	18	28	8%	56%
3rd District	4	9	8	N/S	N/S
4th District	335	466	501	50%	8%

\* Healy court closed in FY10.

N/S: Numbers 10 or less are not compared statistically.

**Table 5.28. Small Claims Case Filings — Superior Court Trial Sites  
FY 10 – FY 12**

Court	FY 10	FY 11	FY 12	Change	
				FY 10 to FY 12	FY 11 to FY 12
Anchorage	5,241	4,814	4,453	-15%	-7%
Barrow	77	62	21	-73%	-66%
Bethel	119	81	49	-59%	-40%
Cordova	14	12	13	-7%	8%
Craig	51	21	38	-25%	81%
Delta Junction	25	31	11	-56%	-65%
Dillingham	54	16	14	-74%	-12%
Fairbanks	1,266	1,237	690	-45%	-44%
Glennallen	23	24	25	9%	4%
Homer	120	119	63	-47%	-47%
Juneau	935	668	933	0%	40%
Kenai	440	418	241	-45%	-42%
Ketchikan	237	242	179	-24%	-26%
Kodiak	87	72	36	-59%	-50%
Kotzebue	42	68	63	50%	-7%
Naknek	14	10	8	N/S	N/S
Nome	133	88	40	-70%	-55%
Palmer	985	971	751	-24%	-23%
Petersburg	27	21	19	-30%	-10%
Seward	31	27	15	-52%	-44%
Sitka	70	60	61	-13%	2%
Tok	15	12	6	N/S	N/S
Unalaska	12	18	3	N/S	N/S
Valdez	38	42	40	5%	-5%
Wrangell	13	11	11	-15%	0%
<b>Subtotal</b>	<b>10,069</b>	<b>9,145</b>	<b>7,783</b>	<b>-23%</b>	<b>-15%</b>
Small claims cases from other courts	177	131	102	-42%	-22%
<b>Total</b>	<b>10,246</b>	<b>9,276</b>	<b>7,885</b>	<b>-23%</b>	<b>-15%</b>
1st District	1,439	1,053	1,303	-9%	24%
2nd District	253	220	125	-51%	-43%
3rd District	7,064	6,546	5,664	-20%	-13%
4th District	1,490	1,457	793	-47%	-46%

**Table 5.29. Small Claims Case Filings — Other Courts  
FY 10 – FY 12**

Court	FY 10	FY 11	FY 12	Change	
				FY 10 to FY 12	FY 11 to FY 12
Angoon	3	0	0	N/S	N/S
Aniak	10	9	6	N/S	N/S
Chevak	3	10	2	N/S	N/S
Emmonak	8	8	4	N/S	N/S
Fort Yukon	9	14	10	N/S	N/S
Galena	5	10	0	N/S	N/S
Haines	25	15	18	-28%	20%
Healy*	4	Served by Nenana		N/S	N/S
Hoonah	25	9	6	N/S	N/S
Hooper Bay	0	0	1	N/S	N/S
Kake	1	0	1	N/S	N/S
McGrath	0	2	3	N/S	N/S
Nenana	10	26	8	N/S	N/S
Sand Point	3	2	2	N/S	N/S
Skagway	9	5	0	N/S	N/S
St. Mary's	14	16	2	N/S	N/S
St. Paul	2	1	0	N/S	N/S
Tanana	2	1	1	N/S	N/S
Unalakleet	1	2	1	N/S	N/S
Yakutat	43	1	37	-14%	N/S
<b>Total</b>	<b>177</b>	<b>131</b>	<b>102</b>	<b>-42%</b>	<b>-22%</b>
1st District	106	30	62	-42%	107%
2nd District	1	2	1	N/S	N/S
3rd District	5	3	2	N/S	N/S
4th District	65	96	37	-43%	-61%

\* Healy court closed in FY10.

N/S: Numbers 10 or less are not compared statistically.

**Table 5.30. Small Claims Case Dispositions — Superior Court Trial Sites FY 10 – FY 12**

Court	FY 10	FY 11	FY 12	Change	
				FY 10 to FY 12	FY 11 to FY 12
Anchorage	5,844	4,736	4,518	-23%	-5%
Barrow	100	79	49	-51%	-38%
Bethel	113	101	63	-44%	-38%
Cordova	13	10	21	62%	N/S
Craig	43	49	21	-51%	-57%
Delta Junction	24	33	15	-37%	-55%
Dillingham	38	10	9	N/S	N/S
Fairbanks	1,449	1,161	868	-40%	-25%
Glennallen	21	29	21	0%	-28%
Homer	156	119	63	-60%	-47%
Juneau	1,209	707	917	-24%	30%
Kenai	408	396	277	-32%	-30%
Ketchikan	342	217	224	-35%	3%
Kodiak	131	54	40	-69%	-26%
Kotzebue	43	65	62	44%	-5%
Naknek	12	7	10	N/S	N/S
Nome	142	117	33	-77%	-72%
Palmer	836	1,153	990	18%	-14%
Petersburg	49	20	18	-63%	-10%
Seward	23	35	19	-17%	-46%
Sitka	76	66	48	-37%	-27%
Tok	14	22	5	N/S	N/S
Unalaska	9	21	4	N/S	N/S
Valdez	40	46	33	-17%	-28%
Wrangell	19	11	14	-26%	27%
<b>Subtotal</b>	<b>11,154</b>	<b>9,264</b>	<b>8,342</b>	<b>-25%</b>	<b>-10%</b>
Small claims cases from other courts	191	163	109	-43%	-33%
<b>Total</b>	<b>11,345</b>	<b>9,427</b>	<b>8,451</b>	<b>-26%</b>	<b>-10%</b>
1st District	1,847	1,120	1,300	-30%	16%
2nd District	288	262	146	-49%	-44%
3rd District	7,535	6,618	6,009	-20%	-9%
4th District	1,675	1,427	996	-41%	-30%

**Table 5.31. Small Claims Case Dispositions — Other Courts FY 10 – FY 12**

Court	FY 10	FY 11	FY 12	Change	
				FY 10 to FY 12	FY 11 to FY 12
Angoon	0	4	0	N/S	N/S
Aniak	22	7	8	N/S	N/S
Chevak	4	7	3	N/S	N/S
Emmonak	16	12	5	N/S	N/S
Fort Yukon	0	23	7	N/S	N/S
Galena	8	8	3	N/S	N/S
Haines	39	16	20	-49%	25%
Healy*	2	Served by Nenana		N/S	N/S
Hoonah	22	9	7	N/S	N/S
Hooper Bay	0	0	0	N/S	N/S
Kake	2	0	0	N/S	N/S
McGrath	3	1	2	N/S	N/S
Nenana	7	29	12	N/S	-59%
Sand Point	3	1	3	N/S	N/S
Skagway	8	6	0	N/S	N/S
St. Mary's	12	21	4	N/S	N/S
St. Paul	1	1	1	N/S	N/S
Tanana	1	2	1	N/S	N/S
Unalakleet	3	1	2	N/S	N/S
Yakutat	38	15	31	-18%	107%
<b>Total</b>	<b>191</b>	<b>163</b>	<b>109</b>	<b>-43%</b>	<b>-33%</b>
1st District	109	50	58	-47%	16%
2nd District	3	1	2	N/S	N/S
3rd District	4	2	4	N/S	N/S
4th District	75	110	45	-40%	-59%

\* Healy court closed in FY10.

N/S: Numbers 10 or less are not compared statistically.

**Table 5.32. Small Claims Case Dispositions by Manner of Disposition — Superior Court Trial Sites  
FY 12**

Court	Stage of disposition					Total
	Dismiss	Default judgment	Judgment on the pleadings	Trial	Other	
Anchorage	1,820	2,227	193	158	120	4,518
Barrow	27	14	8	0	0	49
Bethel	20	32	10	0	1	63
Cordova	9	4	3	5	0	21
Craig	9	6	1	5	0	21
Delta Junction	7	5	1	2	0	15
Dillingham	5	0	0	4	0	9
Fairbanks	320	393	43	91	21	868
Glennallen	2	11	3	4	1	21
Homer	17	22	6	16	2	63
Juneau	323	472	83	30	9	917
Kenai	84	123	31	33	6	277
Ketchikan	54	116	27	15	12	224
Kodiak	12	20	3	5	0	40
Kotzebue	9	40	9	4	0	62
Naknek	3	2	2	3	0	10
Nome	6	22	2	2	1	33
Palmer	308	535	51	75	21	990
Petersburg	10	0	4	4	0	18
Seward	10	7	0	0	2	19
Sitka	11	26	7	3	1	48
Tok	2	1	1	1	0	5
Unalaska	1	2	0	1	0	4
Valdez	13	12	5	2	1	33
Wrangell	3	5	1	4	1	14
<b>Subtotal</b>	<b>3,085</b>	<b>4,097</b>	<b>494</b>	<b>467</b>	<b>199</b>	<b>8,342</b>
Small claims cases from other courts	30	49	14	13	3	109
<b>Total</b>	<b>3,115</b>	<b>4,146</b>	<b>508</b>	<b>480</b>	<b>202</b>	<b>8,451</b>
% of total	36.8	49.1	6.0	5.7	2.4	100.0
1st District	421	657	128	68	26	1,300
2nd District	42	77	19	7	1	146
3rd District	2,286	2,967	297	306	153	6,009
4th District	366	445	64	99	22	996

**Table 5.33. Small Claims Case Dispositions by Manner of Disposition — Other Courts  
FY 12**

Courts	Stage of disposition					Total
	Dismiss	Default judgment	Judgment on the pleadings	Trial	Other	
Angoon	0	0	0	0	0	0
Aniak	4	1	2	1	0	8
Chevak	1	1	1	0	0	3
Emmonak	1	4	0	0	0	5
Fort Yukon	2	4	1	0	0	7
Galena	3	0	0	0	0	3
Haines	2	7	3	6	2	20
Healy*	Served by Nenana					
Hoonah	3	3	0	1	0	7
Hooper Bay	0	0	0	0	0	0
Kake	0	0	0	0	0	0
McGrath	2	0	0	0	0	2
Nenana	2	3	3	4	0	12
Sand Point	1	2	0	0	0	3
Skagway	0	0	0	0	0	0
St. Mary's	2	0	2	0	0	4
St. Paul	1	0	0	0	0	1
Tanana	0	1	0	0	0	1
Unalakleet	0	1	0	1	0	2
Yakutat	6	22	2	0	1	31
<b>Total</b>	<b>30</b>	<b>49</b>	<b>14</b>	<b>13</b>	<b>3</b>	<b>109</b>
% of total	27.5	45.0	12.8	11.9	2.8	100.0
1st District	11	32	5	7	3	58
2nd District	0	1	0	1	0	2
3rd District	2	2	0	0	0	4
4th District	17	14	9	5	0	45

\* Healy court closed in FY10.

**Table 5.34. Domestic Violence Case Filings — Superior Court Trial Sites FY 10 – FY 12**

Court	FY 10	FY 11	FY 12	Change	
				FY 10 to FY 12	FY 11 to FY 12
Anchorage	4,127	4,227	4,188	1%	-1%
Barrow	97	99	169	74%	71%
Bethel	205	267	281	37%	5%
Cordova	12	7	3	N/S	N/S
Craig	37	65	95	157%	46%
Delta Junction	16	36	46	188%	28%
Dillingham	76	75	92	21%	23%
Fairbanks	866	832	1,125	30%	35%
Glennallen	28	25	43	54%	72%
Homer	126	136	196	56%	44%
Juneau	387	364	393	2%	8%
Kenai	528	561	751	42%	34%
Ketchikan	322	371	290	-10%	-22%
Kodiak	156	129	162	4%	26%
Kotzebue	152	140	168	11%	20%
Naknek	5	12	10	N/S	N/S
Nome	84	118	158	88%	34%
Palmer	667	705	885	33%	26%
Petersburg	21	22	20	-5%	-9%
Seward	26	31	31	19%	0%
Sitka	61	101	123	102%	22%
Tok	8	31	43	N/S	39%
Unalaska	13	15	19	46%	27%
Valdez	23	27	31	35%	15%
Wrangell	8	9	9	N/S	N/S
<b>Subtotal</b>	<b>8,051</b>	<b>8,405</b>	<b>9,331</b>	<b>16%</b>	<b>11%</b>
Domestic violence cases from other courts	268	239	217	-19%	-9%
<b>Total</b>	<b>8,319</b>	<b>8,644</b>	<b>9,548</b>	<b>15%</b>	<b>10%</b>
1st District	894	985	974	9%	-1%
2nd District	343	359	498	45%	39%
3rd District	5,805	5,961	6,420	11%	8%
4th District	1,277	1,339	1,656	30%	24%

N/S: Numbers 10 or less are not compared statistically.

**Table 5.35. Domestic Violence Case Filings — Other Courts FY 10 – FY 12**

Court	FY 10	FY 11	FY 12	Change	
				FY 10 to FY 12	FY 11 to FY 12
Angoon	8	7	3	N/S	N/S
Aniak	17	24	13	-24%	-46%
Chevak	44	34	25	-43%	-26%
Emmonak	45	26	27	-40%	4%
Fort Yukon	11	13	10	N/S	N/S
Galena	8	15	14	N/S	-7%
Haines	20	27	27	35%	0%
Healy*	3	Served by Nenana		N/S	N/S
Hoonah	9	0	3	N/S	N/S
Hooper Bay	0	0	2	N/S	N/S
Kake	6	4	4	N/S	N/S
McGrath	1	4	5	N/S	N/S
Nenana	14	13	20	43%	54%
Sand Point	10	7	4	N/S	N/S
Skagway	7	5	5	N/S	N/S
St. Mary's	36	39	42	17%	8%
St. Paul	8	4	5	N/S	N/S
Tanana	3	5	3	N/S	N/S
Unalakleet	10	2	3	N/S	N/S
Yakutat	8	10	2	N/S	N/S
<b>Total</b>	<b>268</b>	<b>239</b>	<b>217</b>	<b>-19%</b>	<b>-9%</b>
1st District	58	53	44	-24%	-17%
2nd District	10	2	3	N/S	N/S
3rd District	18	11	9	N/S	N/S
4th District	182	173	161	-12%	-7%

\* Healy court closed in FY10.

N/S: Numbers 10 or less are not compared statistically.

**Table 5.36. Domestic Violence Case Dispositions —  
Superior Court Trial Sites  
FY 10 – FY 12**

Court	FY 10	FY 11	FY 12	Change	
				FY 10 to FY 12	FY 11 to FY 12
Anchorage	4,065	4,160	4,125	1%	-1%
Barrow	97	105	165	70%	57%
Bethel	194	261	271	40%	4%
Cordova	13	7	2	N/S	N/S
Craig	37	66	87	135%	32%
Delta Junction	17	37	44	159%	19%
Dillingham	67	68	90	34%	32%
Fairbanks	885	806	1,072	21%	33%
Glennallen	27	23	42	56%	83%
Homer	118	138	188	59%	36%
Juneau	376	364	380	1%	4%
Kenai	526	552	736	40%	33%
Ketchikan	315	370	291	-8%	-21%
Kodiak	147	134	152	3%	13%
Kotzebue	152	141	165	9%	17%
Naknek	4	10	12	N/S	N/S
Nome	90	117	151	68%	29%
Palmer	655	692	859	31%	24%
Petersburg	22	21	17	-23%	-19%
Seward	28	31	29	4%	-6%
Sitka	59	96	117	98%	22%
Tok	7	31	40	N/S	29%
Unalaska	11	15	19	73%	27%
Valdez	26	26	27	4%	4%
Wrangell	10	7	10	N/S	N/S
<b>Subtotal</b>	<b>7,948</b>	<b>8,278</b>	<b>9,091</b>	<b>14%</b>	<b>10%</b>
Domestic violence cases from other courts	253	240	202	-20%	-16%
<b>Total</b>	<b>8,201</b>	<b>8,518</b>	<b>9,293</b>	<b>13%</b>	<b>9%</b>
1st District	865	979	937	8%	-4%
2nd District	349	365	483	38%	32%
3rd District	5,705	5,866	6,291	10%	7%
4th District	1,282	1,308	1,582	23%	21%

N/S: Numbers 10 or less are not compared statistically.

**Table 5.37. Domestic Violence Case Dispositions — Other Courts  
FY 10 – FY 12**

Court	FY 10	FY 11	FY 12	Change	
				FY 10 to FY 12	FY 11 to FY 12
Angoon	6	5	1	N/S	N/S
Aniak	19	25	13	-32%	-48%
Chevak	48	34	24	-50%	-29%
Emmonak	44	23	26	-41%	13%
Fort Yukon	3	15	8	N/S	N/S
Galena	9	15	13	N/S	-13%
Haines	17	29	20	18%	-31%
Healy*	3	Served by Nenana		N/S	N/S
Hoonah	9	0	3	N/S	N/S
Hooper Bay	0	0	1	N/S	N/S
Kake	4	6	4	N/S	N/S
McGrath	1	4	5	N/S	N/S
Nenana	13	13	19	46%	46%
Sand Point	10	6	5	N/S	N/S
Skagway	6	5	5	N/S	N/S
St. Mary's	36	40	42	17%	5%
St. Paul	8	4	5	N/S	N/S
Tanana	3	4	4	N/S	N/S
Unalakleet	10	2	2	N/S	N/S
Yakutat	4	10	2	N/S	N/S
<b>Total</b>	<b>253</b>	<b>240</b>	<b>202</b>	<b>-20%</b>	<b>-16%</b>
1st District	46	55	35	-24%	-36%
2nd District	10	2	2	N/S	N/S
3rd District	18	10	10	N/S	N/S
4th District	179	173	155	-13%	-10%

\* Healy court closed in FY10.

N/S: Numbers 10 or less are not compared statistically.



**Table 5.38. District Court General Civil Case Filings — Superior Court Trial Sites  
FY 10 – FY 12**

Court	FY 10	FY 11	FY 12	Change	
				FY 10 to FY 12	FY 11 to FY 12
Anchorage	5,073	4,647	4,078	-20%	-12%
Barrow	31	27	23	-26%	-15%
Bethel	100	108	79	-21%	-27%
Cordova	20	10	9	N/S	N/S
Craig	25	35	17	-32%	-51%
Delta Junction	23	23	22	-4%	-4%
Dillingham	49	45	39	-20%	-13%
Fairbanks	1,108	1,204	920	-17%	-24%
Glennallen	19	21	14	-26%	-33%
Homer	112	112	78	-30%	-30%
Juneau	286	300	258	-10%	-14%
Kenai	322	393	317	-2%	-19%
Ketchikan	181	209	165	-9%	-21%
Kodiak	86	86	80	-7%	-7%
Kotzebue	15	24	23	53%	-4%
Naknek	31	19	14	-55%	-26%
Nome	55	64	34	-38%	-47%
Palmer	1,514	1,530	1,138	-25%	-26%
Petersburg	31	24	15	-52%	-37%
Seward	32	44	24	-25%	-45%
Sitka	61	88	48	-21%	-45%
Tok	9	13	11	N/S	-15%
Unalaska	24	36	24	0%	-33%
Valdez	26	25	23	-12%	-8%
Wrangell	16	26	14	-12%	-46%
<b>Subtotal</b>	<b>9,249</b>	<b>9,113</b>	<b>7,467</b>	<b>-19%</b>	<b>-18%</b>
General civil cases from other courts	72	82	80	11%	-2%
<b>Total</b>	<b>9,321</b>	<b>9,195</b>	<b>7,547</b>	<b>-19%</b>	<b>-18%</b>
1st District	634	716	554	-13%	-23%
2nd District	101	115	81	-20%	-30%
3rd District	7,317	6,983	5,851	-20%	-16%
4th District	1,269	1,381	1,061	-16%	-23%

N/S: Numbers 10 or less are not compared statistically.

**Table 5.39. District Court General Civil Case Filings — Other Courts  
FY 10 – FY 12**

Court	FY 10	FY 11	FY 12	Change	
				FY 10 to FY 12	FY 11 to FY 12
Angoon	0	0	2	N/S	N/S
Aniak	4	3	2	N/S	N/S
Chevak	0	1	2	N/S	N/S
Emmonak	2	4	5	N/S	N/S
Fort Yukon	2	1	3	N/S	N/S
Galena	2	3	0	N/S	N/S
Haines	13	15	13	0%	-13%
Healy*	7	Served by Nenana		N/S	N/S
Hoonah	8	6	5	N/S	N/S
Hooper Bay	0	0	0	N/S	N/S
Kake	2	2	2	N/S	N/S
McGrath	1	0	0	N/S	N/S
Nenana	7	17	13	N/S	-24%
Sand Point	5	14	12	N/S	-14%
Skagway	5	2	6	N/S	N/S
St. Mary's	3	3	4	N/S	N/S
St. Paul	4	1	1	N/S	N/S
Tanana	1	1	0	N/S	N/S
Unalakleet	0	0	1	N/S	N/S
Yakutat	6	9	9	N/S	N/S
<b>Total</b>	<b>72</b>	<b>82</b>	<b>80</b>	<b>11%</b>	<b>-2%</b>
1st District	34	34	37	9%	9%
2nd District	0	0	1	N/S	N/S
3rd District	9	15	13	N/S	-13%
4th District	29	33	29	0%	-12%

\* Healy court closed in FY10.

N/S: Numbers 10 or less are not compared statistically.

**Table 5.40. District Court General Civil Filings by Case Type — Superior Court Trial Sites  
FY 12**

Court	Eviction/ real property	Debt/ contract	Post- conviction relief	Other	Total
Anchorage	1,767	1,948	8	355	4,078
Barrow	5	14	0	4	23
Bethel	9	61	4	5	79
Cordova	2	6	0	1	9
Craig	5	12	0	0	17
Delta Junction	0	22	0	0	22
Dillingham	9	28	0	2	39
Fairbanks	253	557	1	109	920
Glennallen	2	10	1	1	14
Homer	12	63	1	2	78
Juneau	70	154	1	33	258
Kenai	87	212	2	16	317
Ketchikan	58	93	0	14	165
Kodiak	14	59	0	7	80
Kotzebue	7	14	0	2	23
Naknek	1	11	0	2	14
Nome	5	24	0	5	34
Palmer	176	887	3	72	1,138
Petersburg	3	12	0	0	15
Seward	5	18	0	1	24
Sitka	12	34	0	2	48
Tok	0	11	0	0	11
Unalaska	2	21	0	1	24
Valdez	10	9	0	4	23
Wrangell	4	10	0	0	14
<b>Subtotal</b>	<b>2,518</b>	<b>4,290</b>	<b>21</b>	<b>638</b>	<b>7,467</b>
General civil cases from other courts	5	70	0	5	80
<b>Total</b>	<b>2,523</b>	<b>4,360</b>	<b>21</b>	<b>643</b>	<b>7,547</b>
% of total	33.4	57.8	0.3	8.5	100.0
1st District	155	347	1	51	554
2nd District	17	53	0	11	81
3rd District	2,089	3,283	15	464	5,851
4th District	262	677	5	117	1,061

**Table 5.41. District Court General Civil Filings by Case Type — Other Courts  
FY 12**

Court	Eviction/ real property	Debt/ contract	Post- conviction relief	Other	Total
Angoon	0	2	0	0	2
Aniak	0	1	0	1	2
Chevak	0	2	0	0	2
Emmonak	0	4	0	1	5
Fort Yukon	0	3	0	0	3
Galena	0	0	0	0	0
Haines	2	9	0	2	13
Healy*			Served by Nenana		
Hoonah	0	5	0	0	5
Hooper Bay	0	0	0	0	0
Kake	0	2	0	0	2
McGrath	0	0	0	0	0
Nenana	0	13	0	0	13
Sand Point	2	10	0	0	12
Skagway	0	6	0	0	6
St. Mary's	0	3	0	1	4
St. Paul	0	1	0	0	1
Tanana	0	0	0	0	0
Unalakleet	0	1	0	0	1
Yakutat	1	8	0	0	9
<b>Total</b>	<b>5</b>	<b>70</b>	<b>0</b>	<b>5</b>	<b>80</b>
% of total	6.3	87.4	0.0	6.3	100.0
1st District	3	32	0	2	37
2nd District	0	1	0	0	1
3rd District	2	11	0	0	13
4th District	0	26	0	3	29

\* Healy court closed in FY10.

**Table 5.42. District Court General Civil Case Dispositions — Superior Court Trial Sites  
FY 10 – FY 12**

Court	FY 10	FY 11	FY 12	Change	
				FY 10 to FY 12	FY 11 to FY 12
Anchorage	3,968	5,756	4,614	16%	-20%
Barrow	38	24	28	-26%	17%
Bethel	115	101	92	-20%	-9%
Cordova	13	19	10	N/S	N/S
Craig	22	31	24	9%	-23%
Delta Junction	15	27	19	27%	-30%
Dillingham	20	25	24	20%	-4%
Fairbanks	1,040	1,111	1,036	0%	-7%
Glennallen	13	18	19	46%	6%
Homer*	133	111	105	-21%	-5%
Juneau	294	284	280	-5%	-1%
Kenai	282	356	364	29%	2%
Ketchikan	172	184	181	5%	-2%
Kodiak	76	91	80	5%	-12%
Kotzebue	10	19	29	N/S	53%
Naknek	27	18	22	-19%	22%
Nome	49	65	44	-10%	-32%
Palmer	1,155	1,651	1,323	15%	-20%
Petersburg	25	29	20	-20%	-31%
Seward	28	41	28	0%	-32%
Sitka	58	75	51	-12%	-32%
Tok	7	14	11	N/S	-21%
Unalaska	28	20	32	14%	60%
Valdez	25	29	19	-24%	-34%
Wrangell	21	17	19	-10%	12%
<b>Subtotal</b>	<b>7,634</b>	<b>10,116</b>	<b>8,474</b>	<b>11%</b>	<b>-16%</b>
General civil cases from other courts	61	86	74	21%	-14%
<b>Total</b>	<b>7,695</b>	<b>10,202</b>	<b>8,548</b>	<b>11%</b>	<b>-16%</b>
1st District	616	654	615	0%	-6%
2nd District	97	108	101	4%	-6%
3rd District	5,773	8,153	6,646	15%	-18%
4th District	1,209	1,287	1,186	-2%	-8%

N/S: Numbers 10 or less are not compared statistically.

**Table 5.43. District Court General Civil Dispositions — Other Courts  
FY 10 – FY 12**

Court	FY 10	FY 11	FY 12	Change	
				FY 10 to FY 12	FY 11 to FY 12
Angoon	0	0	0	N/S	N/S
Aniak	4	3	4	N/S	N/S
Chevak	1	1	2	N/S	N/S
Emmonak	0	5	4	N/S	N/S
Fort Yukon	0	2	0	N/S	N/S
Galena	2	3	1	N/S	N/S
Haines	9	13	17	N/S	31%
Healy*	11	Served by Nenana		N/S	N/S
Hoonah	4	6	7	N/S	N/S
Hooper Bay	0	0	0	N/S	N/S
ake	0	4	2	N/S	N/S
McGrath	3	0	0	N/S	N/S
Nenana	6	14	15	N/S	7%
Sand Point	4	14	6	N/S	N/S
Skagway	7	5	2	N/S	N/S
St. Mary's	5	4	2	N/S	N/S
St. Paul	1	4	0	N/S	N/S
Tanana	0	2	0	N/S	N/S
Unalakleet	0	0	0	N/S	N/S
Yakutat	4	6	12	N/S	N/S
<b>Total</b>	<b>61</b>	<b>86</b>	<b>74</b>	<b>21%</b>	<b>-14%</b>
1st District	24	34	40	67%	18%
2nd District	0	0	0	N/S	N/S
3rd District	5	18	6	N/S	N/S
4th District	32	34	28	-12%	-18%

\* Healy court closed in FY10.

N/S: Numbers 10 or less are not compared statistically.

**Table 5.44. District Court General Civil Case Dispositions  
by Manner of Disposition — Superior Court Trial Sites  
FY 12**

Court	Stage of disposition						Total
	Dismiss/ settle	Default judgment	Summary judgment	Court trial	Jury trial	Other	
Anchorage	2,486	1,532	429	28	10	129	4,614
Barrow	13	7	6	0	0	2	28
Bethel	28	48	14	0	1	1	92
Cordova	4	4	1	0	1	0	10
Craig	10	8	3	3	0	0	24
Delta Junction	7	5	5	0	0	2	19
Dillingham	10	11	3	0	0	0	24
Fairbanks	614	291	87	6	2	36	1,036
Glennallen	7	10	2	0	0	0	19
Homer	39	40	13	1	0	12	105
Juneau	103	97	63	2	0	15	280
Kenai	141	142	46	13	0	22	364
Ketchikan	66	63	27	9	0	16	181
Kodiak	16	47	14	0	0	3	80
Kotzebue	10	12	6	0	0	1	29
Naknek	4	16	2	0	0	0	22
Nome	18	18	6	0	2	0	44
Palmer	500	599	159	7	0	58	1,323
Petersburg	9	9	1	1	0	0	20
Seward	12	6	9	0	0	1	28
Sitka	20	19	10	1	0	1	51
Tok	4	5	2	0	0	0	11
Unalaska	11	9	10	0	0	2	32
Valdez	6	0	8	0	0	5	19
Wrangell	7	6	5	1	0	0	19
<b>Subtotal</b>	<b>4,145</b>	<b>3,004</b>	<b>931</b>	<b>72</b>	<b>16</b>	<b>306</b>	<b>8,474</b>
General civil cases from other courts	26	33	12	0	1	2	74
<b>Total</b>	<b>4,171</b>	<b>3,037</b>	<b>943</b>	<b>72</b>	<b>17</b>	<b>308</b>	<b>8,548</b>
% of total	48.8	35.5	11.0	0.9	0.2	3.6	100.0
1st District	227	219	118	17	1	33	615
2nd District	41	37	18	0	2	3	101
3rd District	3,239	2,419	696	49	11	232	6,646
4th District	664	362	111	6	3	40	1,186

**Table 5.45. District Court General Civil Dispositions  
by Manner of Disposition — Other Courts  
FY 12**

Court	Stage of disposition						Total
	Dismiss/ settle	Default judgment	Summary judgment	Court trial	Jury trial	Other	
Angoon	0	0	0	0	0	0	0
Aniak	1	2	1	0	0	0	4
Chevak	1	1	0	0	0	0	2
Emmonak	1	2	0	0	0	1	4
Fort Yukon	0	0	0	0	0	0	0
Galena	0	1	0	0	0	0	1
Haines	2	9	4	0	1	1	17
Healy*	Served by Nenana						
Hoonah	3	2	2	0	0	0	7
Hooper Bay	0	0	0	0	0	0	0
Kake	0	0	2	0	0	0	2
McGrath	0	0	0	0	0	0	0
Nenana	8	6	1	0	0	0	15
Sand Point	3	3	0	0	0	0	6
Skagway	0	1	1	0	0	0	2
St. Mary's	0	1	1	0	0	0	2
St. Paul	0	0	0	0	0	0	0
Tanana	0	0	0	0	0	0	0
Unalakleet	0	0	0	0	0	0	0
Yakutat	7	5	0	0	0	0	12
<b>Total</b>	<b>26</b>	<b>33</b>	<b>12</b>	<b>0</b>	<b>1</b>	<b>2</b>	<b>74</b>
% of total	35.1	44.6	16.2	0.0	1.4	2.7	100.0
1st District	12	17	9	0	1	1	40
2nd District	0	0	0	0	0	0	0
3rd District	3	3	0	0	0	0	6
4th District	11	13	3	0	0	1	28

\* Healy court closed in FY10.

**Table 5.46. Minor Offense Case Dispositions — Superior Court Trial Sites  
FY 10 – FY 12**

Court	FY 10	FY 11	FY 12	Change	
				FY 10 to FY 12	FY 11 to FY 12
Anchorage	34,758	29,875	26,475	-24%	-11%
Barrow	309	262	282	-9%	8%
Bethel	364	312	367	1%	18%
Cordova	157	192	133	-15%	-31%
Craig	314	335	258	-18%	-23%
Delta Junction	975	638	832	-15%	30%
Dillingham	123	172	141	15%	-18%
Fairbanks	9,314	7,843	8,965	-4%	14%
Glennallen	2,114	2,258	2,397	13%	6%
Homer	928	1,754	2,162	133%	23%
Juneau	7,175	2,831	5,091	-29%	80%
Kenai	6,333	7,047	6,923	9%	-2%
Ketchikan	878	969	639	-27%	-34%
Kodiak	882	670	674	-24%	1%
Kotzebue	120	165	116	-3%	-30%
Naknek	90	69	123	37%	78%
Nome	241	177	193	-20%	9%
Palmer	15,677	17,023	16,916	8%	-1%
Petersburg	159	102	97	-39%	-5%
Seward	2,284	2,124	2,823	24%	33%
Sitka	253	790	450	78%	-43%
Tok	291	257	324	11%	26%
Unalaska	273	424	383	40%	-10%
Valdez	312	315	309	-1%	-2%
Wrangell	23	37	42	83%	14%
<b>Subtotal</b>	<b>84,347</b>	<b>76,641</b>	<b>77,115</b>	<b>-9%</b>	<b>1%</b>
Minor offense cases from other courts	2,318	1,454	2,202	-5%	51%
<b>Total</b>	<b>86,665</b>	<b>78,095</b>	<b>79,317</b>	<b>-8%</b>	<b>2%</b>
1st District	9,119	5,352	6,811	-25%	27%
2nd District	721	658	609	-16%	-7%
3rd District	63,991	61,945	59,478	-7%	-4%
4th District	12,834	10,140	12,419	-3%	22%

**Table 5.47. Minor Offense Case Dispositions — Other Courts  
FY 10 – FY 12**

Court	FY 10	FY 11	FY 12	Change	
				FY 10 to FY 12	FY 11 to FY 12
Angoon	13	3	6	N/S	N/S
Aniak	25	2	15	-40%	N/S
Chevak	0	0	10	N/S	N/S
Emmonak	53	74	71	34%	-4%
Fort Yukon	0	4	2	N/S	N/S
Galena	12	11	6	N/S	N/S
Haines	109	137	73	-33%	-47%
Healy*	1,064	Served by Nenana		N/S	N/S
Hoonah	59	32	27	-54%	-16%
Hooper Bay	0	0	0	N/S	N/S
Kake	1	5	5	N/S	N/S
McGrath	5	2	2	N/S	N/S
Nenana	657	877	1,762	168%	101%
Sand Point	52	22	19	-63%	-14%
Skagway	97	58	83	-14%	43%
St. Mary's	66	113	59	-11%	-48%
St. Paul	8	0	0	N/S	N/S
Tanana	8	7	4	N/S	N/S
Unalakleet	51	54	18	-65%	-67%
Yakutat	38	53	40	5%	-25%
<b>Total</b>	<b>2,318</b>	<b>1,454</b>	<b>2,202</b>	<b>-5%</b>	<b>51%</b>
1st District	317	288	234	-26%	-19%
2nd District	51	54	18	-65%	-67%
3rd District	60	22	19	-68%	-14%
4th District	1,890	1,090	1,931	2%	77%

\* Healy court closed in FY10.

N/S: Numbers 10 or less are not compared statistically.

**Table 5.48. Minor Offense Case Dispositions by Case Type — Superior Court Trial Sites  
FY 12**

Court	Equipment	Speeding	Improper driver behavior	Maneuvers	Alcohol/ drugs	Fish & Game	Other	Total
Anchorage	4,596	6,100	8,535	5,966	76	116	1,086	26,475
Barrow	21	14	4	33	3	11	196	282
Bethel	55	17	111	45	1	40	98	367
Cordova	13	3	24	9	4	39	41	133
Craig	43	53	67	11	4	26	54	258
Delta Junction	98	439	224	40	1	27	3	832
Dillingham	15	1	40	7	1	47	30	141
Fairbanks	2,236	2,483	2,185	1,044	163	104	750	8,965
Glennallen	122	1,752	410	36	5	66	6	2,397
Homer	478	715	661	117	10	104	77	2,162
Juneau	1,094	185	679	108	0	162	2,863	5,091
Kenai	1,405	2,106	2,199	538	44	521	110	6,923
Ketchikan	64	91	288	69	3	42	82	639
Kodiak	153	94	162	61	5	71	128	674
Kotzebue	32	8	8	12	2	11	43	116
Naknek	4	2	16	1	0	57	43	123
Nome	25	14	36	11	1	19	87	193
Palmer	4,496	4,841	5,161	1,414	81	269	654	16,916
Petersburg	2	10	17	11	0	34	23	97
Seward	261	1,785	578	93	14	81	11	2,823
Sitka	10	29	142	25	3	108	133	450
Tok	100	95	69	6	9	44	1	324
Unalaska	180	54	65	21	2	50	11	383
Valdez	47	89	67	28	1	31	46	309
Wrangell	4	0	12	2	0	14	10	42
<b>Subtotal</b>	<b>15,554</b>	<b>20,980</b>	<b>21,760</b>	<b>9,708</b>	<b>433</b>	<b>2,094</b>	<b>6,586</b>	<b>77,115</b>
Minor offense cases from other courts	193	1,251	313	88	5	129	223	2,202
<b>Total</b>	<b>15,747</b>	<b>22,231</b>	<b>22,073</b>	<b>9,796</b>	<b>438</b>	<b>2,223</b>	<b>6,809</b>	<b>79,317</b>
% of total	19.9	28.0	27.8	12.4	0.5	2.8	8.6	100.0
1st District	1,232	383	1,243	241	10	453	3,249	6,811
2nd District	82	36	48	56	6	47	334	609
3rd District	11,775	17,542	17,918	8,297	245	1,455	2,246	59,478
4th District	2,658	4,270	2,864	1,202	177	268	980	12,419

**Table 5.49. Minor Offense Case Dispositions by Case Type — Other Courts  
FY 12**

Court	Equipment	Speeding	Improper driver behavior	Maneuvers	Alcohol/ drugs	Fish & Game	Other	Total
Angoon	0	0	0	0	0	2	4	6
Aniak	0	0	0	2	1	9	3	15
Chevak	0	0	0	0	0	0	10	10
Emmonak	0	0	0	1	0	10	60	71
Fort Yukon	0	0	0	0	0	2	0	2
Galena	0	0	1	0	1	4	0	6
Haines	6	8	19	9	0	16	15	73
Healy*	Served by Nenana							
Hoonah	0	0	0	1	0	24	2	27
Hooper Bay	0	0	0	0	0	0	0	0
Kake	0	0	1	0	0	1	3	5
McGrath	0	0	0	0	0	1	1	2
Nenana	169	1,235	274	62	1	18	3	1,762
Sand Point	5	0	0	6	2	3	3	19
Skagway	9	5	16	2	0	0	51	83
St. Mary's	0	0	0	0	0	9	50	59
St. Paul	0	0	0	0	0	0	0	0
Tanana	0	1	0	2	0	0	1	4
Unalakleet	4	0	0	0	0	6	8	18
Yakutat	0	2	2	3	0	24	9	40
<b>Total</b>	<b>193</b>	<b>1,251</b>	<b>313</b>	<b>88</b>	<b>5</b>	<b>129</b>	<b>223</b>	<b>2,202</b>
% of total	8.8	56.8	14.2	4.0	0.2	5.9	10.1	100.0
1st District	15	15	38	15	0	67	84	234
2nd District	4	0	0	0	0	6	8	18
3rd District	5	0	0	6	2	3	3	19
4th District	169	1,236	275	67	3	53	128	1,931

\* Healy court closed in FY10.



**Table 5.50. Minor Offense Case Types  
FY 12**

<b>Equipment</b> Equipment / Vehicles - Registrations, Defects and Misuse	<b>Alcohol and Drug</b> Controlled Substance Violations
<b>Speeding</b>	<b>Fish and Game</b>
<b>Improper Driver Behavior</b> Duties Failed — Requirements Not Met	<b>Unclassified Offenses</b> Tickets with zero points added to record
<b>Maneuvers — Illegal or Improper</b> Failure to Obey Following Improperly Improper Lane or Location Passing Reckless, Careless or Negligent Driving Failure to Yield Failure to Signal Improper Turns Wrong Way or Side Miscellaneous Maneuvers	Littering Duty Failure Curfew Dog Tickets Tobacco Boat Safety

In FY07 the Alaska Court System changed the way it categorizes minor offenses for annual reporting. The traffic categories now conform to the American Association of Motor Vehicle Administrators (AAMVA) Code Dictionary. This change is intended to make Alaska's statistics easier to compile, understand and compare to those of other jurisdictions.



---

## Other Activity



Pioneer Peak from Knik River near Palmer (Third Judicial District)



**Table 6.01. Population Trends — Superior Court Trial Sites  
FY 12**

Court	Community population			Change 2000 to 2011	% of statewide total
	2000 (U.S. Census rev. 1/1/03)	2011 (U.S. Census, 7/1/11 est.)	Change		
Anchorage	261,634	297,725	36,091	13.8%	41.2%
Barrow	7,385	9,584	2,199	29.8%	1.3%
Bethel	13,353	16,386	3,033	22.7%	2.3%
Cordova	2,454	2,289	-165	-6.7%	0.3%
Craig	4,483	4,123	-360	-8.0%	0.6%
Delta Junction	3,942	4,875	933	23.7%	0.7%
Dillingham	4,922	4,947	25	0.5%	0.7%
Fairbanks	83,074	97,701	14,627	17.6%	13.5%
Glennallen	3,231	2,928	-303	-9.4%	0.4%
Homer	12,736	13,936	1,200	9.4%	1.9%
Juneau	31,365	32,900	1,535	4.9%	4.6%
Kenai	31,365	36,736	5,371	17.1%	5.1%
Ketchikan	15,635	15,199	-436	-2.8%	2.1%
Kodiak	13,913	13,870	-43	-0.3%	1.9%
Kotzebue	7,208	7,651	443	6.1%	1.0%
Naknek	3,081	2,728	-353	-11.5%	0.4%
Nome	6,694	7,105	411	6.1%	1.0%
Palmer	59,322	91,697	32,375	54.6%	12.7%
Petersburg	3,506	3,378	-128	-3.7%	0.5%
Seward	5,539	6,005	466	8.4%	0.8%
Sitka	9,111	9,138	27	0.3%	1.3%
Tok	2,232	1,971	-261	-11.7%	0.3%
Unalaska	5,494	6,008	514	9.4%	0.8%
Valdez	4,242	4,258	16	0.4%	0.6%
Wrangell	2,488	2,411	-77	-3.1%	0.3%
<b>Subtotal</b>	<b>598,409</b>	<b>695,549</b>	<b>97,140</b>	<b>16.2%</b>	<b>96.3%</b>
Population from other communities	28,522	26,641	-1,881	-6.6%	3.7%
<b>Total</b>	<b>626,931</b>	<b>722,190</b>	<b>95,259</b>	<b>15.2%</b>	<b>100.0%</b>
1st District	73,082	73,288	206	0.3%	10.2%
2nd District	23,789	26,965	3,176	13.4%	3.7%
3rd District	409,569	484,718	75,149	18.3%	67.1%
4th District	120,491	137,219	16,728	13.9%	19.0%

**Table 6.02. Population Trends — Other Courts  
FY 12**

Court	Community population			Change 2000 to 2011	% of statewide total
	2000 (U.S. Census rev. 1/1/03)	2011 (U.S. Census, 7/1/11 est.)	Change		
Angoon	572	466	-106	-18.5%	0.1%
Aniak	2,296	1,859	-437	-19.0%	0.3%
Chevak	2,257	1,470	-787	-34.9%	0.2%
Emmonak	2,185	2,274	89	4.1%	0.3%
Fort Yukon	1,289	1,312	23	1.8%	0.2%
Galena	2,016	1,644	-372	-18.5%	0.2%
Haines	2,531	2,615	84	3.3%	0.4%
Healy*		Served by Nenana			
Hoonah	1,011	860	-151	-14.9%	0.1%
Hooper Bay	1,071	1,036	-35	-3.3%	0.1%
Kake	710	579	-131	-18.5%	0.1%
McGrath	602	674	72	12.0%	0.1%
Nenana	3,280	3,013	-267	-8.1%	0.4%
Sand Point	952	1,015	63	6.6%	0.1%
Skagway	862	964	102	11.8%	0.1%
St. Mary's	2,586	2,776	190	7.3%	0.4%
St. Paul	684	576	-108	-15.8%	0.1%
Tanana	308	228	-80	-26.0%	0.0%
Unalakleet	2,502	2,625	123	4.9%	0.4%
Yakutat	808	655	-153	-18.9%	0.1%
<b>Total</b>	<b>28,522</b>	<b>26,641</b>	<b>-1,881</b>	<b>-6.6%</b>	<b>3.7%</b>

\* Healy court closed in FY10.

**Table 6.03. Distribution of Population, Police and Lawyers —  
Superior Court Trial Sites  
FY 12**

Court	Population, U.S. Census 2011 (7/1/11)	Police		Lawyers	
		Total number	Number per thousand population	Total number	Number per thousand population
Anchorage	297,725	487	1.6	2,073	7.0
Barrow	9,584	40	4.2	15	1.6
Bethel	16,386	23	1.4	36	2.2
Cordova	2,289	8	3.5	5	2.2
Craig	4,123	11	2.7	0	0.0
Delta Junction	4,875	6	1.2	4	0.8
Dillingham	4,947	12	2.4	13	2.6
Fairbanks	97,701	120	1.2	256	2.6
Glennallen	2,928	6	2.0	1	0.3
Homer	13,936	21	1.5	18	1.3
Juneau	32,900	55	1.7	300	9.1
Kenai	36,736	66	1.8	81	2.2
Ketchikan	15,199	43	2.8	48	3.2
Kodiak	13,870	30	2.2	26	1.9
Kotzebue	7,651	21	2.7	5	0.7
Naknek	2,728	10	3.7	1	0.4
Nome	7,105	15	2.1	14	2.0
Palmer	91,697	93	1.0	134	1.5
Petersburg	3,378	10	3.0	4	1.2
Seward	6,005	17	2.8	4	0.7
Sitka	9,138	12	1.3	27	3.0
Tok	1,971	5	2.5	2	1.0
Unalaska	6,008	4	0.7	0	0.0
Valdez	4,258	12	2.8	5	1.2
Wrangell	2,411	8	3.3	3	1.2
<b>Subtotal</b>	<b>695,549</b>	<b>1,135</b>	<b>1.6</b>	<b>3,075</b>	<b>4.4</b>
Statistics from other communities	26,641	64	2.4	10	0.4
<b>Total</b>	<b>722,190</b>	<b>1,199</b>	<b>1.7</b>	<b>3,085</b>	<b>4.3</b>
1st District	73,288	162	2.2	388	5.3
2nd District	26,965	81	3.0	35	1.3
3rd District	484,718	772	1.6	2,361	4.9
4th District	137,219	184	1.3	301	2.2

Note: Police statistics were obtained from the Department of Public Safety and individual police departments (December 2012) and lawyer statistics were obtained from the Alaska Bar Association (December 2012).

**Table 6.04. Distribution of Population, Police and Lawyers —  
Other Courts  
FY 12**

Court	Population, U.S. Census 2011 (7/1/11)	Police		Lawyers	
		Total number	Number per thousand population	Total number	Number per thousand population
Angoon	466	1	2.1	0	0.0
Aniak	1,859	5	2.7	0	0.0
Chevak	1,470	0	0.0	1	0.7
Emmonak	2,274	3	1.3	0	0.0
Fort Yukon	1,312	2	1.5	1	0.8
Galena	1,644	5	3.0	0	0.0
Haines	2,615	7	2.7	5	1.9
Healy*		Served by Nenana			
Hoonah	860	3	3.5	0	0.0
Hooper Bay	1,036	3	2.9	0	0.0
Kake	579	3	5.2	0	0.0
McGrath	674	2	3.0	0	0.0
Nenana	3,013	6	2.0	0	0.0
Sand Point	1,015	4	3.9	0	0.0
Skagway	964	4	4.1	0	0.0
St. Mary's	2,776	4	1.4	1	0.4
St. Paul	576	2	3.5	0	0.0
Tanana	228	0	0.0	0	0.0
Unalakleet	2,625	5	1.9	1	0.4
Yakutat	655	5	7.6	1	1.5
<b>Total</b>	<b>26,641</b>	<b>64</b>	<b>2.4</b>	<b>10</b>	<b>0.4</b>

Note: Police statistics were obtained from the Department of Public Safety and individual police departments (December 2012) and lawyer statistics were obtained from the Alaska Bar Association (December 2012).

\* Healy court closed in FY10.



**Table 6.05. Authorized Judicial Positions — Superior Court Trial Sites  
FY 12**

Court	Superior Court judges	District Court judges	Magistrates	Masters	Total <sup>1</sup>	% of statewide total <sup>2</sup>
Anchorage	17	10	7	6	40	33.9%
Barrow	1		1		2	1.7%
Bethel	2	1	1		4	3.4%
Cordova			1		1	0.8%
Craig			1		1	0.8%
Delta Junction			1		1	0.8%
Dillingham	1		1		2	1.7%
Fairbanks	6	3	3		12	10.2%
Glennallen			1		1	0.8%
Homer		1			1	0.8%
Juneau	2	2		1	5	4.2%
Kenai	3	1	2		6	5.1%
Ketchikan	2	1	1		4	3.4%
Kodiak	1		1		2	1.7%
Kotzebue	1		1		2	1.7%
Naknek					0	0.0%
Nome	1		1		2	1.7%
Palmer	4	3	1		8	6.8%
Petersburg			1		1	0.8%
Seward			1		1	0.8%
Sitka	1		1		2	1.7%
Tok			1		1	0.8%
Unalaska			1		1	0.8%
Valdez		1			1	0.8%
Wrangell			1		1	0.8%
<b>Subtotal</b>	<b>42</b>	<b>23</b>	<b>30</b>	<b>7</b>	<b>102</b>	<b>86.4%</b>
Positions from other courts	0	0	16	0	16	13.6%
<b>Total</b>	<b>42</b>	<b>23</b>	<b>46</b>	<b>7</b>	<b>118</b>	<b>100.0%</b>
1st District	5	3	11	1	20	17.0%
2nd District	3	0	4	0	7	5.9%
3rd District	26	16	18	6	66	55.9%
4th District	8	4	13	0	25	21.2%

1. Does not include temporary positions used for *pro tem* judges.  
2. Rounded percentages do not equal the summed total.

**Table 6.06. Authorized Judicial Positions — Other Courts  
FY 12**

Court	Superior Court judges	District Court judges	Magistrates	Masters	Total	% of statewide total <sup>1</sup>
Angoon			1		1	0.8%
Aniak			1		1	0.8%
Chevak			1		1	0.8%
Emmonak			1		1	0.8%
Fort Yukon			1		1	0.8%
Galena			1		1	0.8%
Haines			1		1	0.8%
Healy*			Served by Nenana			0.0%
Hoonah			1		1	0.8%
Hooper Bay			Served by Chevak			0.0%
Take			1		1	0.8%
McGrath			Served by Aniak			0.0%
Nenana			1		1	0.8%
Sand Point			Served by Valdez			0.0%
Skagway			1		1	0.8%
St. Mary's			1		1	0.8%
St. Paul			Served by Seward			0.0%
Tanana			Served by Galena			0.0%
Unalakleet			1		1	0.8%
Yakutat			1		1	0.8%
Other <sup>2</sup>			2		2	1.7%
<b>Total</b>	<b>0</b>	<b>0</b>	<b>16</b>	<b>0</b>	<b>16</b>	<b>13.6%</b>

1. Rounded percentages do not equal the summed total.  
2. Magistrate positions authorized for communities currently served by judicial officers from other court locations.

\* Healy court closed in FY10.

**Table 6.07. Authorized Non-Judicial Positions —  
Superior Court Trial Sites  
FY 12**

Court	Positions by range (includes part-time positions)				Total	% of statewide total
	Below 10	10–12	13–16	Over 16		
Anchorage	5	155	51	16	227	43.4%
Barrow		5	2		7	1.3%
Bethel		11	4	2	17	3.3%
Cordova		1	1		2	0.4%
Craig		2	1		3	0.6%
Delta Junction		1			1	0.2%
Dillingham		4	2		6	1.1%
Fairbanks	4	46	18	7	75	14.3%
Glennallen		1	1		2	0.4%
Homer		4	1		5	1.0%
Juneau		21	5	3	29	5.5%
Kenai		21	5	1	27	5.2%
Ketchikan		12	4	3	19	3.6%
Kodiak		7	2		9	1.7%
Kotzebue		6	2		8	1.5%
Naknek		1			1	0.2%
Nome		6	4	1	11	2.1%
Palmer		36	7	1	44	8.4%
Petersburg		2			2	0.4%
Seward		3	1		4	0.8%
Sitka		4	2		6	1.1%
Tok		1			1	0.2%
Unalaska		2			2	0.4%
Valdez		1	1		2	0.4%
Wrangell		2			2	0.4%
<b>Subtotal</b>	<b>9</b>	<b>355</b>	<b>114</b>	<b>34</b>	<b>512</b>	<b>97.9%</b>
Positions from other courts	0	10	1	0	11	2.1%
<b>Total</b>	<b>9</b>	<b>365</b>	<b>115</b>	<b>34</b>	<b>523</b>	<b>100.0%</b>
1st District	0	46	12	6	64	12.2%
2nd District	0	17	8	1	26	5.0%
3rd District	5	236	72	18	331	63.3%
4th District	4	66	23	9	102	19.5%

**Table 6.08. Authorized Non-Judicial Positions — Other Courts  
FY 12**

Court	Positions by range (includes part-time positions)				Total	% of statewide total <sup>1</sup>
	Below 10	10–12	13–16	Over 16		
Angoon					0	0.0%
Aniak		1			1	0.2%
Chevak		1			1	0.2%
Emmonak		1			1	0.2%
Fort Yukon					0	0.0%
Galena		1			1	0.2%
Haines		1			1	0.2%
Healy*			Served by Nenana			
Hoonah		1			1	0.2%
Hooper Bay		1			1	0.2%
Take		1			1	0.2%
McGrath					0	0.0%
Nenana		1	1		2	0.4%
Sand Point					0	0.0%
Skagway					0	0.0%
St. Mary's		1			1	0.2%
St. Paul					0	0.0%
Tanana					0	0.0%
Unalakleet					0	0.0%
Yakutat					0	0.0%
Other <sup>2</sup>					0	0.0%
<b>Total</b>	<b>0</b>	<b>10</b>	<b>1</b>	<b>0</b>	<b>11</b>	<b>2.1%</b>

1. Rounded percentages do not equal the summed total.

2. Other authorized court locations.

\* Healy court closed in FY10.

**Table 6.09. Operating Costs — Superior Court Trial Sites  
FY 12**

Thousands of dollars

Court	Personnel	Other <sup>1</sup>	Total <sup>2</sup>	% of statewide total	Dollar cost per case filed	
					All filings	Non-traffic filings
Anchorage	\$23,991.2	\$5,760.7	\$29,751.9	36.9%	\$501	\$885
Barrow	\$1,088.2	\$599.2	\$1,687.4	2.1%	\$1,279	\$1,592
Bethel	\$2,642.5	\$1,706.1	\$4,348.6	5.4%	\$1,671	\$1,933
Cordova	\$123.3	\$144.3	\$267.6	0.3%	\$659	\$973
Craig	\$355.1	\$169.1	\$524.2	0.7%	\$706	\$1,063
Delta Junction	\$232.6	\$28.2	\$260.8	0.3%	\$235	\$1,317
Dillingham	\$983.4	\$404.1	\$1,387.5	1.7%	\$1,348	\$1,826
Fairbanks	\$8,965.8	\$2,114.6	\$11,080.4	13.8%	\$625	\$1,255
Glennallen	\$335.5	\$125.3	\$460.8	0.6%	\$196	\$1,454
Homer	\$608.3	\$415.7	\$1,024.0	1.3%	\$309	\$815
Juneau	\$3,235.8	\$1,592.4	\$4,828.2	6.0%	\$803	\$1,202
Kenai	\$3,141.5	\$811.3	\$3,952.8	4.9%	\$365	\$924
Ketchikan	\$2,277.0	\$324.3	\$2,601.3	3.2%	\$919	\$1,213
Kodiak	\$1,212.8	\$140.3	\$1,353.1	1.7%	\$743	\$1,211
Kotzebue	\$1,112.3	\$291.5	\$1,403.8	1.7%	\$969	\$1,092
Naknek	\$93.5	\$95.3	\$188.8	0.2%	\$434	\$605
Nome	\$1,480.7	\$501.9	\$1,982.6	2.5%	\$1,228	\$1,469
Palmer	\$5,064.3	\$1,008.4	\$6,072.7	7.5%	\$257	\$769
Petersburg	\$208.8	\$262.1	\$470.9	0.6%	\$1,262	\$1,658
Seward	\$451.9	\$72.0	\$523.9	0.7%	\$154	\$947
Sitka	\$826.5	\$128.6	\$955.1	1.2%	\$675	\$1,094
Tok	\$185.5	\$134.8	\$320.3	0.4%	\$599	\$1,547
Unalaska	\$356.0	\$296.8	\$652.8	0.8%	\$953	\$2,072
Valdez	\$548.4	\$70.9	\$619.3	0.8%	\$860	\$1,564
Wrangell	\$258.3	\$101.5	\$359.8	0.4%	\$1,262	\$1,475
<b>Subtotal</b>	<b>\$59,779.2</b>	<b>\$17,299.4</b>	<b>\$77,078.6</b>	<b>95.7%</b>	<b>\$528</b>	<b>\$1,037</b>
Operating costs from other courts	\$2,407.2	\$1,055.3	\$3,462.5	4.3%	\$704	\$1,397
<b>Total<sup>2</sup></b>	<b>\$62,186.4</b>	<b>\$18,354.7</b>	<b>\$80,541.1</b>	<b>100.0%</b>	<b>\$534</b>	<b>\$1,049</b>
1st District	\$7,790.0	\$2,882.0	\$10,672.0	13.2%	\$870	\$1,262
2nd District	\$3,838.6	\$1,413.4	\$5,252.0	6.5%	\$1,164	\$1,379
3rd District	\$36,910.1	\$9,372.3	\$46,282.4	57.5%	\$427	\$901
4th District	\$13,647.7	\$4,687.0	\$18,334.7	22.8%	\$709	\$1,393

1. "Other" includes contractual services, travel, equipment, and supplies.
2. Total excludes \$350,500 in grant funds and \$133,700 for interagency receipts which are not allocable to a specific court location.

**Table 6.10. Operating Costs — Other Courts  
FY 12**

Thousands of dollars

Court	Personnel	Other <sup>1</sup>	Total	% of statewide total	Dollar cost per case filed	
					All filings	Non-traffic filings
Angoon	\$41.6	\$34.4	\$76.0	0.1%	\$2,235	\$2,714
Aniak	\$247.0	\$100.9	\$347.9	0.4%	\$1,740	\$1,851
Chevak	\$230.5	\$53.9	\$284.4	0.4%	\$903	\$920
Emmonak	\$252.8	\$64.6	\$317.4	0.4%	\$992	\$1,146
Fort Yukon	\$107.9	\$98.3	\$206.2	0.3%	\$1,165	\$1,213
Galena	\$229.8	\$55.8	\$285.6	0.4%	\$2,380	\$2,462
Haines	\$183.5	\$60.6	\$244.1	0.3%	\$1,197	\$1,822
Healy*			Served by Nenana			
Hoonah	\$142.8	\$39.7	\$182.5	0.2%	\$2,173	\$3,318
Hooper Bay	\$50.3	\$101.3	\$151.6	0.2%	\$1,805	\$1,805
Kake	\$124.1	\$97.9	\$222.0	0.3%	\$5,550	\$7,655
McGrath	\$0.0	\$8.8	\$8.8	0.0%	\$259	\$275
Nenana	\$280.6	\$162.4	\$443.0	0.5%	\$190	\$1,885
Sand Point	\$0.0	\$24.9	\$24.9	0.0%	\$119	\$126
Skagway	\$51.8	\$28.2	\$80.0	0.1%	\$976	\$2,667
St. Mary's	\$222.4	\$55.6	\$278.0	0.3%	\$1,018	\$1,144
St. Paul	\$0.0	\$2.3	\$2.3	0.0%	\$24	\$24
Tanana	\$0.0	\$1.7	\$1.7	0.0%	\$65	\$74
Unalakleet	\$157.4	\$20.8	\$178.2	0.2%	\$1,360	\$1,591
Yakutat	\$84.7	\$43.2	\$127.9	0.2%	\$799	\$1,048
<b>Total</b>	<b>\$2,407.2</b>	<b>\$1,055.3</b>	<b>\$3,462.5</b>	<b>4.3%</b>	<b>\$704</b>	<b>\$1,397</b>

1. "Other" includes contractual services, travel, equipment, and supplies.
- \* Healy court closed in FY10.

**Table 6.11. Distribution of Population, Costs, Judicial Positions, Filings, and Dispositions — Superior Court Trial Sites  
FY 12**

Percentage of statewide statistics					
Court	Population	Operating costs	Judicial positions <sup>1</sup>	Case filings	Case dispositions
Anchorage	41.2%	36.9%	33.9%	39.4%	38.6%
Barrow	1.3%	2.1%	1.7%	0.9%	0.9%
Bethel	2.3%	5.4%	3.4%	1.7%	1.7%
Cordova	0.3%	0.3%	0.8%	0.3%	0.3%
Craig	0.6%	0.7%	0.8%	0.5%	0.5%
Delta Junction	0.7%	0.3%	0.8%	0.7%	0.7%
Dillingham	0.7%	1.7%	1.7%	0.7%	0.6%
Fairbanks	13.5%	13.8%	10.2%	11.7%	11.4%
Glennallen	0.4%	0.6%	0.8%	1.6%	1.7%
Homer	1.9%	1.3%	0.8%	2.2%	2.1%
Juneau	4.6%	6.0%	4.2%	4.0%	5.7%
Kenai	5.1%	4.9%	5.1%	7.2%	7.1%
Ketchikan	2.1%	3.2%	3.4%	1.9%	1.9%
Kodiak	1.9%	1.7%	1.7%	1.2%	1.1%
Kotzebue	1.0%	1.7%	1.7%	0.9%	0.9%
Naknek	0.4%	0.2%	0.0%	0.3%	0.3%
Nome	1.0%	2.5%	1.7%	1.1%	1.0%
Palmer	12.7%	7.5%	6.8%	15.6%	16.0%
Petersburg	0.5%	0.6%	0.8%	0.2%	0.2%
Seward	0.8%	0.7%	0.8%	2.3%	2.2%
Sitka	1.3%	1.2%	1.7%	0.9%	0.8%
Tok	0.3%	0.4%	0.8%	0.3%	0.3%
Unalaska	0.8%	0.8%	0.8%	0.4%	0.4%
Valdez	0.6%	0.8%	0.8%	0.5%	0.4%
Wrangell	0.3%	0.4%	0.8%	0.2%	0.2%
<b>Subtotal</b>	<b>96.3%</b>	<b>95.7%</b>	<b>86.4%</b>	<b>96.7%</b>	<b>97.0%</b>
Percentages from other courts	3.7%	4.3%	13.6%	3.3%	3.0%
<b>Total</b>	<b>100.0%</b>	<b>100.0%</b>	<b>100.0%</b>	<b>100.0%</b>	<b>100.0%</b>
1st District	10.2%	13.2%	17.0%	8.1%	9.7%
2nd District	3.7%	6.5%	5.9%	3.0%	2.8%
3rd District	67.1%	57.5%	55.9%	71.8%	71.1%
4th District	19.0%	22.8%	21.2%	17.1%	16.4%

**Table 6.12. Distribution of Population, Costs, Judicial Positions, Filings, and Dispositions — Other Courts  
FY 12**

Percentage of statewide statistics					
Court	Population	Operating costs	Judicial positions <sup>1</sup>	Case filings	Case dispositions
Angoon	0.1%	0.1%	0.8%	0.0%	0.0%
Aniak	0.3%	0.4%	0.8%	0.1%	0.1%
Chevak	0.2%	0.4%	0.8%	0.2%	0.2%
Emmonak	0.3%	0.4%	0.8%	0.2%	0.2%
Fort Yukon	0.2%	0.3%	0.8%	0.1%	0.1%
Galena	0.2%	0.4%	0.8%	0.1%	0.1%
Haines	0.4%	0.3%	0.8%	0.1%	0.1%
Healy*	Served by Nenana				
Hoonah	0.1%	0.2%	0.8%	0.1%	0.1%
Hooper Bay	0.1%	0.2%	0.0%	0.1%	0.1%
Take	0.1%	0.3%	0.8%	0.0%	0.0%
McGrath	0.1%	0.0%	0.0%	0.0%	0.0%
Nenana	0.4%	0.5%	0.8%	1.6%	1.3%
Sand Point	0.1%	0.0%	0.0%	0.1%	0.1%
Skagway	0.1%	0.1%	0.8%	0.1%	0.1%
St. Mary's	0.4%	0.3%	0.8%	0.2%	0.2%
St. Paul	0.1%	0.0%	0.0%	0.1%	0.1%
Tanana	0.0%	0.0%	0.0%	0.0%	0.0%
Unalakleet	0.4%	0.2%	0.8%	0.1%	0.1%
Yakutat	0.1%	0.2%	0.8%	0.1%	0.1%
Other <sup>2</sup>	—	—	1.7%	—	—
<b>Total</b>	<b>3.7%</b>	<b>4.3%</b>	<b>13.6%</b>	<b>3.3%</b>	<b>3.0%</b>

1. Rounded percentages do not equal the summed total.

2. Magistrate positions authorized for communities currently served by judicial officers from other court locations.

\* Healy court closed in FY10.

**Table 6.13. Filings per Judicial Position— Superior Court Trial Sites  
FY 12**

Court	Superior Court	District Court	Total	% of statewide total	Filings per judicial position
Anchorage	10,137	49,277	59,414	39.4%	1,485.4
Barrow	269	1,050	1,319	0.9%	659.5
Bethel	664	1,938	2,602	1.7%	650.5
Cordova	56	350	406	0.3%	406.0
Craig	94	648	742	0.5%	742.0
Delta Junction	38	1,072	1,110	0.7%	1,110.0
Dillingham	221	808	1,029	0.7%	514.5
Fairbanks	2,745	14,987	17,732	11.7%	1,477.7
Glennallen	81	2,268	2,349	1.6%	2,349.0
Homer	319	2,990	3,309	2.2%	3,309.0
Juneau	1,089	4,922	6,011	4.0%	1,202.2
Kenai	1,190	9,652	10,842	7.2%	1,807.0
Ketchikan	641	2,190	2,831	1.9%	707.8
Kodiak	355	1,466	1,821	1.2%	910.5
Kotzebue	355	1,094	1,449	0.9%	724.5
Naknek	57	378	435	0.3%	0.0
Nome	339	1,275	1,614	1.1%	807.0
Palmer	2,241	21,356	23,597	15.6%	2,949.6
Petersburg	72	301	373	0.2%	373.0
Seward	99	3,314	3,413	2.3%	3,413.0
Sitka	246	1,168	1,414	0.9%	707.0
Tok	50	485	535	0.3%	535.0
Unalaska	76	609	685	0.4%	685.0
Valdez	99	621	720	0.5%	720.0
Wrangell	59	226	285	0.2%	285.0
<b>Subtotal</b>	<b>21,592</b>	<b>124,445</b>	<b>146,037</b>	<b>96.7%</b>	<b>1,431.7</b>
Statistics from other courts	410	4,509	4,919	3.3%	307.4
<b>Total</b>	<b>22,002</b>	<b>128,954</b>	<b>150,956</b>	<b>100.0%</b>	<b>1,279.3</b>
1st District	2,225	10,035	12,260	8.1%	613.0
2nd District	978	3,535	4,513	3.0%	644.7
3rd District	14,987	93,337	108,324	71.8%	1,641.3
4th District	3,812	22,047	25,859	17.1%	1,034.4

**Table 6.14. Filings per Judicial Position — Other Courts  
FY 12**

Court	Superior Court	District Court	Total	% of statewide total	Filings per judicial position
Angoon	8	26	34	0.0%	34.0
Aniak	59	141	200	0.1%	200.0
Chevak	42	273	315	0.2%	315.0
Emmonak	69	251	320	0.2%	320.0
Fort Yukon	18	159	177	0.1%	177.0
Galena	26	94	120	0.1%	120.0
Haines	5	199	204	0.1%	204.0
Healy*		Served by Nenana			
Hoonah	4	80	84	0.1%	84.0
Hooper Bay	10	74	84	0.1%	N/S
Kake	1	39	40	0.0%	40.0
McGrath	8	26	34	0.0%	N/S
Nenana	36	2,295	2,331	1.6%	2,331.0
Sand Point	33	177	210	0.1%	N/S
Skagway	3	79	82	0.1%	82.0
St. Mary's	46	227	273	0.2%	273.0
St. Paul	23	71	94	0.1%	N/S
Tanana	1	25	26	0.0%	N/S
Unalakleet	15	116	131	0.1%	131.0
Yakutat	3	157	160	0.1%	160.0
<b>Total</b>	<b>410</b>	<b>4,509</b>	<b>4,919</b>	<b>3.3%</b>	<b>307.4</b>

\* Healy court closed in FY10.

N/S: Numbers 10 or less are not compared statistically.

**Table 6.15. Dispositions per Judicial Position — Superior Court Trial  
FY 12**

Court	Superior Court	District Court	Total	% of statewide total	Dispositions per judicial position
Anchorage	9,664	50,798	60,462	38.6%	1,511.6
Barrow	204	1,157	1,361	0.9%	680.5
Bethel	728	1,939	2,667	1.7%	666.8
Cordova	46	350	396	0.3%	396.0
Craig	97	667	764	0.5%	764.0
Delta Junction	38	993	1,031	0.7%	1,031.0
Dillingham	214	682	896	0.6%	448.0
Fairbanks	2,624	15,246	17,870	11.4%	1,489.2
Glennallen	50	2,632	2,682	1.7%	2,682.0
Homer	285	3,066	3,351	2.1%	3,351.0
Juneau	1,018	7,956	8,974	5.7%	1,794.8
Kenai	1,157	10,019	11,176	7.1%	1,862.7
Ketchikan	622	2,274	2,896	1.9%	724.0
Kodiak	314	1,434	1,748	1.1%	874.0
Kotzebue	332	1,096	1,428	0.9%	714.0
Naknek	60	391	451	0.3%	0.0
Nome	347	1,166	1,513	1.0%	756.5
Palmer	2,182	22,935	25,117	16.0%	3,139.6
Petersburg	52	309	361	0.2%	361.0
Seward	106	3,307	3,413	2.2%	3,413.0
Sitka	190	1,040	1,230	0.8%	615.0
Tok	40	490	530	0.3%	530.0
Unalaska	70	606	676	0.4%	676.0
Valdez	85	578	663	0.4%	663.0
Wrangell	63	235	298	0.2%	298.0
<b>Subtotal</b>	<b>20,588</b>	<b>131,366</b>	<b>151,954</b>	<b>97.0%</b>	<b>1,489.7</b>
Statistics from other courts	404	4,256	4,660	3.0%	291.3
<b>Total</b>	<b>20,992</b>	<b>135,622</b>	<b>156,614</b>	<b>100.0%</b>	<b>1,327.2</b>
1st District	2,062	13,075	15,137	9.7%	756.9
2nd District	900	3,534	4,434	2.8%	633.4
3rd District	14,281	97,051	111,332	71.1%	1,686.8
4th District	3,749	21,962	25,711	16.4%	1,028.4

**Table 6.16. Dispositions per Judicial Position — Other Courts  
FY 12**

Court	Superior Court	District Court	Total	% of statewide total	Dispositions per judicial position
Angoon	4	27	31	0.0%	31.0
Aniak	65	154	219	0.1%	219.0
Chevak	56	311	367	0.2%	367.0
Emmonak	58	295	353	0.2%	353.0
Fort Yukon	12	104	116	0.1%	116.0
Galena	26	99	125	0.1%	125.0
Haines	5	196	201	0.1%	201.0
Healy*			Served by Nenana		
Hoonah	3	85	88	0.1%	88.0
Hooper Bay	3	62	65	0.1%	N/S
Kake	1	26	27	0.0%	27.0
McGrath	10	28	38	0.0%	N/S
Nenana	28	1,941	1,969	1.3%	1,969.0
Sand Point	32	184	216	0.1%	N/S
Skagway	2	108	110	0.1%	110.0
St. Mary's	58	274	332	0.2%	332.0
St. Paul	16	69	85	0.1%	N/S
Tanana	3	26	29	0.0%	N/S
Unalakleet	17	115	132	0.1%	132.0
Yakutat	5	152	157	0.1%	157.0
<b>Total</b>	<b>404</b>	<b>4,256</b>	<b>4,660</b>	<b>3.0%</b>	<b>291.3</b>

\* Healy court closed in FY10.

N/S: Numbers 10 or less are not compared statistically.





Bear sculpture by Mike Sirl at Boney Courthouse, Anchorage (Third Judicial District)

*Cover photograph:* Alaska range rising above plain. Alaska, USA. © 2012 QT Luong/terrageria.com

## Photos used with permission

The following photos are used without charge, including photos chosen from Creative Commons-licensed photos at Flickr ([www.flickr.com](http://www.flickr.com)). Creative Commons licensing information can be found at <http://creativecommons.org/licenses/>

*Photos from Alaska Court System:* page 3, Fort Yukon Courthouse, Fourth Judicial District; page 4, Barrow Courthouse, Second Judicial District; page 10, Glennallen Courthouse, Third Judicial District; page 26, Skagway court facilities, First Judicial District; page 26, Hooper Bay court facilities, Fourth Judicial District; pages 35–51, judges and Alaska Court System administrative staff; page 30, retired Magistrate Judge Arlene Clay at 2012 Alaska Bar Convention.

*Photo from ABKJ Engineers:* page 9, Dimond Courthouse, Juneau, First Judicial District.

*Photos from Alaska and Polar Regions Collections, Elmer E. Rasmuson Library, University of Alaska Fairbanks:* page 22, Officials of U. S. District Court, Valdez, Alaska, Judge E.E. Cushman presiding (circa 1896–1913) (UAF-1975-84-453); page 22, First court system of the State of Alaska — swearing-in ceremony of first Alaska superior court judges, Juneau, 27 Nov 1959 (UAF-1976-21-55148). (Used by permission.)

*Photo from Alaska Department of Transportation & Public Facilities:* page 6, Rabinowitz Courthouse, Fairbanks, Fourth Judicial District.

*Photo by Michael Bennett (michaelbennett on Flickr):* page 69, Chena River, Fairbanks, 17 Jul 2012. (Used in accordance with Creative Commons Attribution-NonCommercial-NoDerivs 2.0 Generic (CC BY-NC-ND 2.0) license.)

*Photo by Christen Bouffard (iconolith on Flickr):* page 5, Kotzebue fishing boat, 13 Sep 2005. (Used in accordance with Creative Commons Attribution-NonCommercial-ShareAlike 2.0 Generic (CC BY-NC-SA 2.0) license.)

*Photo by Mark Brennan (markbrennan on Flickr):* page 23, Tongass National Forest, 21 Jul 2007. (Used in accordance with Creative Commons Attribution-ShareAlike 2.0 Generic (CC BY-SA 2.0) license.)

*Photos by Chris Chambers:* page 54, Wrangell Island, 28 Feb 2007; page 75, Kodiak Island, 30 Aug 2007. (Used by permission.)

*Photo by J. Stephen Conn (Flicker):* page 19, Unalaska, 10 Jul 2010. (Used in accordance with Creative Commons Attribution-NonCommercial 2.0 Generic (CC BY-NC 2.0) license.)

*Photo by Jimmy Emerson (jimmyemerson on Flickr):* page 27, Valdez court facilities, Third Judicial District, 11 Jul 2012. (Used in accordance with Creative Commons Attribution-NonCommercial-NoDerivs 2.0 Generic (CC BY-NC-ND 2.0) license.)

*Photos by Melissa S. Green:* page 2, Nesbett Courthouse, Anchorage, Third Judicial District, 11 Sep 2010; page 32, Homer small boat harbor, 12 Aug 2012; page 53, Upper Cook Inlet, 20 Apr 2007; page 139, Pioneer Peak from Knik River near Palmer, 30 Dec 2004; inside back cover, Bear sculpture by Mike Sirl at Boney Courthouse, Anchorage, Third Judicial District, 11 Sep 2010. (Used by permission.)

*Photo by Chris de Rham (ah zut on Flickr):* page 34, Tongass National Forest, 9 Jul 2004. (Used in accordance with Creative Commons Attribution-NonCommercial-NoDerivs 2.0 Generic (CC BY-NC-ND 2.0) license.)

*Photo by Kenneth J. Gill (gillfoto on Flickr):* page 31, Humpback whale, Berners Bay, 21 May 2012. (Used in accordance with Creative Commons Attribution-NonCommercial-ShareAlike 2.0 Generic (CC BY-NC-SA 2.0) license.)

*Photo by Jim (code poet on Flickr):* page 33, Red Dog Mine from Anxiety Ridge, 4 Sep 2008. (Used in accordance with Creative Commons Attribution-NonCommercial-ShareAlike 2.0 Generic (CC BY-NC-SA 2.0) license.)

*Photo by Katrina Mueller, Alaska Region U.S. Fish & Wildlife Service (USFWS.Alaska on Flickr):* page 11, Selawik River, 16 Sep 2012. (Used in accordance with Creative Commons Attribution-NonCommercial-NoDerivs 2.0 Generic (CC BY-NC-ND 2.0) license.)

*Photo by Kelly Parker, U.S. Coast Guard (U.S. Coast Guard on Flickr):* page 25, U.S. Coast Guard Cutter Sycamore off Barrow coastline during a Spilled Oil Recovery System exercise, 31 Jul 2012. (Used in accordance with Creative Commons Attribution-NonCommercial-NoDerivs 2.0 Generic (CC BY-NC-ND 2.0) license.)

*Photo by Sir Mildred Pierce (Flicker):* page 20, Nome, 23 Jan 2002. (Used in accordance with Creative Commons Attribution 2.0 Generic (CC BY 2.0) license.)

*Photo by Justin Rummel (justinrummel on Flickr):* page 52, Raven in Kotzebue, 7 Mar 2009. (Used in accordance with Creative Commons Attribution-NonCommercial-NoDerivs 2.0 Generic (CC BY-NC-ND 2.0) license.)

*Photo by Amanda Scheliga (VerismoVita on Flickr):* page 1, Tongass National Forest, 3 Aug 2006. (Used in accordance with Creative Commons Attribution-NonCommercial-NoDerivs 2.0 Generic (CC BY-NC-ND 2.0) license.)

*Photos by Travis S. (Flicker):* page 12, Kuskokwim River, 6 Jul 2010; page 59, Wrangell Mountains, 12 Sep 2011. (Used in accordance with Creative Commons Attribution-NonCommercial 2.0 Generic (CC BY-NC 2.0) license.)

*Photo by Francesco Veronesi (fveronesi1 on Flickr):* page 107, St. Paul, Pribilof Islands, 1 Apr 2010. (Used in accordance with Creative Commons Attribution-NonCommercial-ShareAlike 2.0 Generic (CC BY-NC-SA 2.0) license.)

Printed and bound by Northern Printing, Inc., Anchorage, AK at a cost of \$8.80 per copy in a run of 200 copies.

---



Office of the Administrative Director  
Alaska Court System  
303 K Street  
Anchorage, Alaska 99501  
(907) 264-0548