
Alaska Court System

Annual Statistical Report 2010



This informational report is provided as a public service by the

Office of the Administrative Director

Alaska Court System

303 K Street

Anchorage, Alaska 99501

907-264-0548

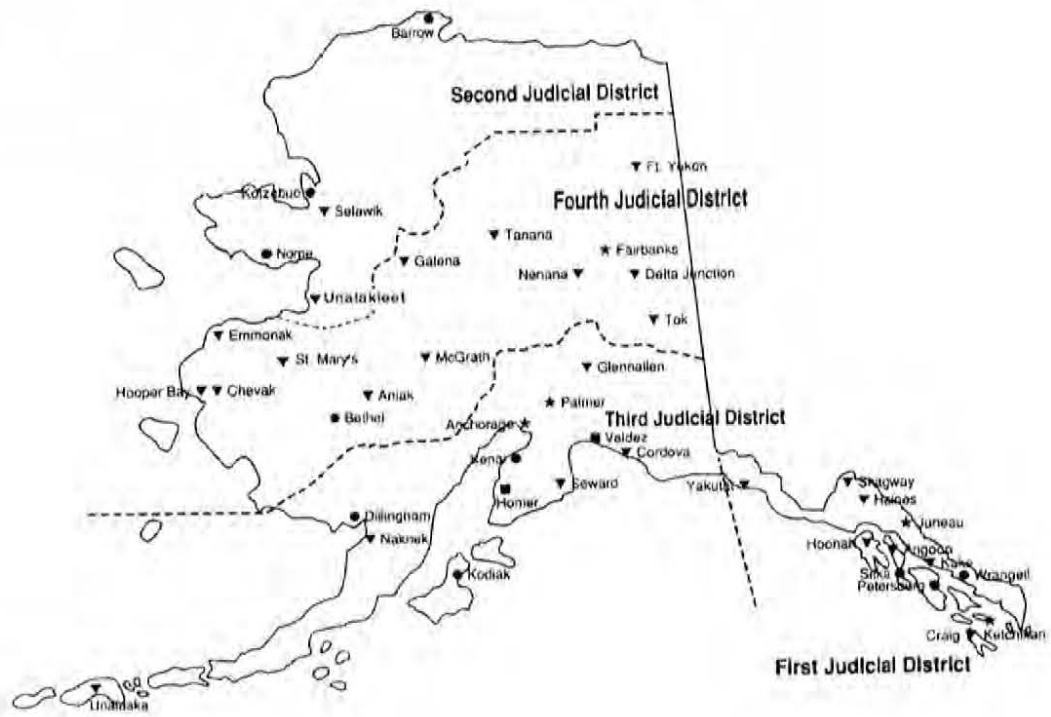
<http://www.courts.alaska.gov/reports/annualrep-fy10.pdf>

Published by the Alaska Court System

(3/2011)

ALASKA COURT LOCATIONS

- ★ Superior and District Courts
- Superior Court Locations
- District Court Locations
- ▼ Magistrate Locations





CHRISTINE E. JOHNSON
Administrative Director

303 K STREET
ANCHORAGE, ALASKA
99501

(907) 264-0548
FAX (907) 264-0881

A MESSAGE FROM THE ADMINISTRATIVE DIRECTOR

I am pleased to transmit the Alaska Court System's Annual Statistical Report for fiscal year 2010.

In FY10, trial court filings rose nearly 5% and disposition rates rose by 7%.

Trial courts aspire to a clearance rate of at least 100% of cases (disposing of at least as many cases as are filed in a given period). In FY10, trial courts achieved a clearance rate of 103%.

This report reflects several new features that were introduced last year:

- All courts are now using a modern, computerized case management system, which enables the court system to gradually move to a statistical reporting framework recommended by the National Center for State Courts.
- The report shows actual filings at each court location instead of reporting superior court cases only at locations with a resident superior court judge.
- To make the information more accessible and reduce printing and mailing costs, the court's annual statistical reports are now available online: <http://www.courts.alaska.gov>

We appreciate the resources provided by the Alaska Legislature to accomplish our mission. The Alaska Court System remains committed to providing a responsive, efficient and accessible forum for the just resolution of all cases that come before the courts.

Very Truly Yours,

Christine E. Johnson
Administrative Director

**Alaska Court System
Annual Statistical Report
2010**

Table of Contents

Alaska Supreme Court	
Narrative.....	1
Tables	3
Alaska Court of Appeals	
Narrative.....	9
Tables	11
Statewide Trial Courts	
Narrative.....	17
Tables	19
Superior Court Activity	
All Case Types	21
Felony	35
Probate.....	45
Domestic Relations	51
General Civil.....	59
CINA/Delinquency.....	69
District Court Activity	
All Case Types	75
Misdemeanor	93
Felony Filings in District Court.....	103
Small Claims	105
Domestic Violence	111
General Civil.....	115
Minor Offense.....	123
Other Activity	
Population Trends	129
Distribution of Population, Police, and Lawyers	131
Authorized Judicial Positions.....	133
Authorized Non-judicial Positions.....	135
Operating Costs	137
Distribution of Pop., Costs, Judicial Positions, Filings & Dispositions	139
Filings per Judicial Position	141
Dispositions per Judicial Position	143

Alaska Supreme Court



SUPREME COURT ACTIVITY

Filings: During FY10, 355 cases were filed in the supreme court. Appeal filings decreased by 16 percent from the previous year, while petitions for hearing and petitions for review were each down 3 percent. The category that includes bar matters, federal certification matters, and original applications decreased by 4 percent. **For details about filings in various categories of cases from FY06 through FY10, see page 3.**

Dispositions: The supreme court disposed of 364 cases in FY10, a 26 percent decrease from the 424 dispositions in FY09. The court issued 102 full opinions, 20 MO&Js, and one published order. **For details about dispositions by case type in FY10, see page 6. For comparisons of dispositions by case type from FY06 through FY10, see page 3.**

Pending Caseload: On June 30, 2010, 342 cases were pending, almost exactly the same as the 343 cases pending at the end of FY09. **Sixty-five percent of these pending cases were at a stage prior to submission to the court (filing pending, awaiting settlement conference, awaiting record or transcripts, awaiting briefs, awaiting argument or conference, or awaiting response to a petition).** Five percent were stayed or were awaiting rehearing or record return prior to closing, and the remaining 30 percent were under advisement (submitted to the court but awaiting circulation of a draft opinion, publication of an opinion, or decision on a petition). **For a comparison of cases pending at year's end according to case type from FY06 through FY10, see page 3. For the status of cases pending at the end of FY10 according to case type, see page 7.**

Time Required for Disposition of Cases: In fifty percent of appeals decided by opinion or MO&J, the time from submission (usually the date of oral argument or conference on the briefs) to publication of a decision was 5.7 months or less. Fifty percent of petitions, bar matters, and original applications were completed (from opening to closing) in 2.8 months or less. **Additional information about time to disposition can be found at page 8.**

This page deliberately left blank.

ALASKA SUPREME COURT
Case Filings & Dispositions - Fiscal Year 2006 - 2010

	FY06	FY07	FY08	FY09	FY10
FILINGS					
Civil Appeals	216	221	212	222	186
Petitions for Hearing	57	101	82	88	85
Petitions for Review	72	67	55	61	59
Bar/Original Applications	19	24	34	26	25
TOTAL	364	413	383	397	355
DISPOSITIONS					
Civil Appeals	225	228	264	255	189
Petitions for Hearing	63	89	87	87	91
Petitions for Review	81	60	70	56	55
Bar/Original Applications	25	27	27	26	29
TOTAL	394	404	448	424	364
PUBLISHED					
Full Opinions	103	114	139	104	102
Memorandum Opinions	35	23	29	36	20
Published Orders	1	2	1	3	1
PENDING END-OF-YEAR					
Civil Appeals	357	357	312	277	278
Petitions for Hearing	28	41	37	39	35
Petitions for Review	22	29	11	16	22
Bar/Original Applications	5	4	11	11	7
TOTAL	412	431	371	343	342

ALASKA SUPREME COURT
Motions and Petitions for Rehearing - Fiscal Year 2006 - 2010

	FY06	FY07	FY08	FY09	FY10
FILINGS					
Petitions for Rehearing	47	30	40	27	26
Full Court Motions	29	54	64	60	42
Individual Justice Motions	1048	992	1251	1242	1114
Routine (Clerk) Motions	631	803	821	787	687
TOTAL	1755	1879	2176	2116	1869
DISPOSITIONS					
Petitions for Rehearing	32	27	35	27	26
Full Court Motions	49	50	63	57	43
Individual Justice Motions	1040	967	1218	1228	1065
Routine (Clerk) Motions	597	786	794	729	662
TOTAL	1718	1830	2110	2041	1796
PENDING END-OF-YEAR					
Petitions for Rehearing	3	5	6	0	3
Full Court Motions	5	5	5	1	4
Individual Justice Motions	55	48	95	41	57
Routine (Clerk) Motions	33	32	54	65	70
TOTAL	96	90	160	107	134

**ALASKA SUPREME COURT
Caseload Summary - Fiscal Year 2010**

	Civil Appeals	Petitions for Hearing	Petitions for Review	Bar/Original Applications	Total
Pending Beginning of Year	277	39	16	11	343
Filings	186	85	59	25	355
Dispositions	189	91	55	29	364
Pending End of Year	278	35	22	7	342

ALASKA SUPREME COURT
Dispositions by Manner of Disposition - Fiscal Year 2010

	Civil Appeals	Petitions for Hearing	Petitions for Review	Bar/Orig App/ Federal Cert. Qs	Total All Cases
DISPOSITIONS BY PUBLISHED OPINIONS					
Affirmed	47	1	1	0	49
Reversed or vacated	26	4	0	0	30
Affirmed in part/Reversed in part	22	0	0	0	22
Other (remanded, dismissed, etc.)	11	1	1	3	16
Total	106	6	2	3	117
SUMMARY DISPOSITION ON MERITS (memorandum opinions & summary orders)					
Affirmed	15	0	0	0	15
Reversed or vacated	8	0	0	0	8
Affirmed in part/Reversed in part	1	0	0	0	1
Other (remanded, etc.)	5	1	0	0	6
Total	29	1	0	0	30
PETITIONS/APPLICATIONS GRANTED*		1	2	19	22
TOTAL DISPOSITIONS ON MERITS	135	8	4	22	169
PETITION DENIALS/ORDERS NOT ON MERITS		73	36	6	115
DISMISSALS					
Stipulated to or by Appellant	32	2	8	0	42
On Motion of Appellee	3	1	1	1	6
Sua Sponte**	19	7	6	0	32
TOTAL DISPOSITIONS NOT ON MERITS	54	83	51	7	195
TOTAL DISPOSITIONS	189	91	55	29	364

* Granted petitions may or may not be closed during the fiscal year in which they are granted if briefing is ordered. Some of these matters may have been pending at the end of the year. Therefore the total number of dispositions on this chart may not be identical to the number of case dispositions shown on other charts.

** "Sua Sponte" means orders issued by the court without motion by a party.

ALASKA SUPREME COURT
Status of Cases Pending End of Year - Fiscal Year 2010

	Civil Appeals	Petitions for Hearing	Petitions for Review	Bar/Original Applications/ Federal Certified Qs	Total All Cases
Filing Pending	20	10	3	4	37
Awaiting settlement conference	1	0	0	0	1
Awaiting records/transcript	32	1	2	0	35
Awaiting briefs	90	6	4	0	100
Awaiting argument/conference	34	2	4	1	41
Awaiting draft opinion	52	1	0	0	53
Draft opinion circulating	34	2	1	1	38
Awaiting petition response	0	5	3	0	8
Awaiting petition decision	0	6	4	1	11
Awaiting rehearing/record return	15	0	1	0	16
Stayed or remanded	0	2	0	0	2
TOTAL	278	35	22	7	342

ALASKA SUPREME COURT

Time to Disposition - Fiscal Year 2010

APPEALS DECIDED BY OPINION OR MO&J*			
	Percentile	Days	Months
Pre-submission to Court			
Notice of appeal to record certification	50%	33	1.1
	75%	49	1.6
	90%	74	2.5
Record certification to last brief	50%	235	7.8
	75%	315	10.5
	90%	461	15.4
Last brief to argument or submission	50%	89	3.0
	75%	118	3.9
	90%	143	4.8
Subtotal: Number of days/months before submission to the court	50%	369	12.3
	75%	477	15.9
	90%	651	21.7
Submission to Publication			
Argument or conference to circulation of draft opinion or recommendation	50%	91	3.0
	75%	137	4.6
	90%	197	6.6
Circulation of draft opinion or recommendation to publication	50%	69	2.3
	75%	124	4.1
	90%	293	9.8
Subtotal: Number of days/months from submission to publication	50%	170	5.7
	75%	291	9.7
	90%	436	14.5
Post-Publication Motions			
Publication to closing	50%	24	0.8
	75%	35	1.2
	90%	74	2.5
TOTAL TIME FROM OPEN TO CLOSE	50%	602	20.1
	75%	800	26.7
	90%	1003	33.4

* This includes appeals closed during the fiscal year that resulted in a published opinion or memorandum opinion & judgment; appeals that ended by dismissal or other closure are not included.

PETITIONS, BAR MATTERS, ORIGINAL APPLICATIONS**			
	Percentile	Days	Months
FILE OPEN - FILE CLOSED	50%	85	2.8
	75%	152	5.1
	90%	247	8.2

** This includes **all** petitions, bar matters, and original applications closed during the fiscal year, whether by regular order, dismissal, or after full briefing and decision on the merits.

Alaska Court of Appeals



COURT OF APPEALS ACTIVITY

Filings: During FY10, 259 cases were filed in the court of appeals. Two hundred seven merit appeals were filed in FY10, a 10 percent decrease from the previous year. Sentence appeal filings were down 44 percent, from 27 in FY08 to 15 in FY10. Twenty-nine petitions for review and petitions for hearing were filed, a 15 percent decrease from FY09. **For a comparison of filings in various case categories from FY06 through FY10, see page 11.**

Dispositions: The court of appeals disposed of 571 cases in FY10. Over 200 of these dispositions involved cases that had been filed after the United States Supreme Court issued its decision in *Blakely v. Washington*, 542 U.S. 296 (2004), regarding the constitutionality of sentencing guidelines. When the Alaska Supreme Court issued the last of its decisions in the lead cases during FY10, the stayed court of appeals matters could be closed. The court issued 45 full opinions and 119 memorandum opinions. **For details about the types and caseload composition of dispositions in FY10, see page 14. For comparisons of dispositions by case type from FY06 through FY10, see page 11.**

Pending Caseload: On June 30, 2010, 443 cases were pending before the court of appeals. **Seventy-nine percent of these cases were at a stage prior to submission to the court (filing pending, awaiting record, awaiting briefing, awaiting conference or oral argument, or awaiting response to a petition). Six percent were awaiting rehearing or record return prior to closing, and the remaining 15 percent were under advisement (submitted to the court but awaiting circulation of a draft opinion, filing of an opinion, or a decision on a petition). For a comparison of cases pending at year's end according to case type from FY06 through FY10, see page 9. For the status of cases pending at the end of FY10 according to case type, see page 15.**

This page deliberately left blank.

ALASKA COURT OF APPEALS
Case Filings & Dispositions* - Fiscal Year 2006 - 2010

	FY06	FY07	FY08	FY09	FY10
FILINGS					
Merit Appeals	310	203	217	230	207
Sentence Appeals	26	31	22	27	15
Petitions	33	35	26	34	29
Bail Appeals/Original Applications	5	1	0	1	8
TOTAL	374	270	265	292	259
DISPOSITIONS					
Merit Appeals	159	228	189	226	497
Sentence Appeals	32	32	27	27	28
Petitions	35	40	29	33	37
Bail Appeals/Original Applications	6	1	1	0	9
TOTAL	232	301	246	286	571
PUBLISHED					
Full Opinions	60	57	64	50	45
Memorandum Opinions	96	148	112	142	119
PENDING END-OF-YEAR					
Merit Appeals	629	623	591	653	417
Sentence Appeals	24	23	16	22	16
Petitions	16	14	6	12	8
Bail Appeals/Original Applications	0	1	0	1	2
TOTAL	669	661	613	688	443

*FY06 Filings, FY10 Dispositions, and FY 06-09 Pending End-of-Year include cases filed under Blakely v. Washington.

ALASKA COURT OF APPEALS
Motions and Petitions for Rehearing - Fiscal Year 2006 - 2010

	FY06	FY07	FY08	FY09	FY10
FILINGS					
Petitions for Rehearing	15	16	15	12	10
Full Court Motions	40	45	68	55	41
Individual Judge Motions	1104	1209	1270	1263	1309
Routine (Clerk) Motions	1124	932	772	752	725
TOTAL	2283	2202	2125	2082	2085
DISPOSITIONS					
Petitions for Rehearing	14	16	15	11	7
Full Court Motions	38	45	63	58	34
Individual Judge Motions	976	1191	1232	1239	1285
Routine (Clerk) Motions	1002	927	763	725	715
TOTAL	2030	2179	2073	2033	2041
PENDING END-OF-YEAR					
Petitions for Rehearing	1	1	0	0	2
Full Court Motions	6	4	10	3	6
Individual Judge Motions	48	45	79	30	33
Routine (Clerk) Motions	28	7	18	20	7
TOTAL	83	57	107	53	48

ALASKA COURT OF APPEALS
Caseload Summary - Fiscal Year 2010

	Merit Appeals	Sentence Appeals	Petitions	Bail Appeals/ Original Applications	Total
Pending Beginning of Year*	653	22	12	1	688
Filings	207	15	29	8	259
Dispositions*	497	28	37	9	571
Pending End of Year	417	16	8	2	443

* Pending Beginning of Year and Dispositions include cases filed under *Blakely v. Washington*, closed in FY10 following resolution of lead appeals.

ALASKA COURT OF APPEALS
Dispositions by Manner of Disposition - Fiscal Year 2010

	Merit Appeals	Sentence Appeals	Petitions	Bail Appeals/ Original Applications	Total
DISPOSITIONS BY PUBLISHED OPINIONS					
Affirmed	24	1	2	0	27
Reversed or vacated	9	0	2	0	11
Affirmed in part/Reversed in part	5	0	0	0	5
Other (remanded, dismissed, etc.)	2	0	1	0	3
Total	40	1	5	0	46
SUMMARY DISPOSITION ON MERITS (memorandum opinions & summary orders)					
Affirmed	84	11	0	3	98
Reversed or vacated	9	1	1	1	12
Affirmed in part/Reversed in part	3	0	0	0	3
Other (remanded, dismissed, etc.)	5	1	0	0	6
Total	101	13	1	4	119
PETITIONS GRANTED*	0	0	2	0	2
TOTAL DISPOSITIONS ON MERITS	141	14	8	4	167
PETITION DENIALS/ORDERS NOT ON MERITS	264	2	23	0	289
DISMISSALS					
Stipulated to or by Appellant	28	3	0	2	33
On Motion of Appellee	2	0	0	0	2
Sua Sponte*	8	3	2	1	14
TOTAL DISPOSITIONS NOT ON MERITS	302	8	25	3	338
TOTAL DISPOSITIONS	443	22	33	7	505

* Granted petitions may or may not be closed during the fiscal year in which they are granted if briefing is ordered. Some of these matters may have been pending at the end of the year. Therefore the total number of dispositions on this chart may not be identical to the number of case dispositions shown on other charts.

** "Sua Sponte" means orders issued by the court without motion by a party.

ALASKA COURT OF APPEALS
Status of Cases Pending End of Year - Fiscal Year 2010

	Merit Appeals	Sentence Appeals	Petitions	Bail Appeals/ Original Applications	Total
Filing Pending	9	1	1	0	11
Awaiting records/transcript	35	1	1	0	37
Briefing Stage	272	9	2	0	283
Awaiting argument/conference	17	0	1	0	18
Awaiting draft opinion	49	2	1	0	52
Draft opinion circulating	13	2	0	0	15
Awaiting petition response	0	0	1	0	1
Awaiting petition decision	0	0	1	0	1
Awaiting rehearing/record return	20	1	0	1	22
Stayed or remanded	2	0	0	1	3
TOTAL	417	16	8	2	443

This page deliberately left blank.

Statewide Trial Courts



Trial Court Activity

Filings: During FY10, 162,069 cases were filed in the trial courts, an increase of 4.9% from 154,543 filings in FY09. Statewide felony filings increased by 10 percent.

Dispositions: The trial courts disposed of 167,286 cases in FY10, an increase of 7 percent from the 156,329 dispositions reported in FY09. To reduce the backlog of cases awaiting disposition, courts aspire to have a clearance rate of 100% or higher, which means that they have cleared (i.e., disposed of) at least as many cases as were filed in the period. The clearance rate for trial court cases was 103.2% in FY10.

Explanatory Notes:

Felony Filings: Most felony cases are initiated in district court, then transferred to superior court after indictment by a grand jury or the filing of an information. Since most of the activity in a felony case typically occurs in superior court, felony cases are reported as superior court filings regardless of where they began. Tables showing felony cases initiated in the district courts are provided for informational purposes (pages 103 and 104). These tables are not included in the district court totals, but should be considered when evaluating the workload of a district court.

Criminal Case Categorization: Criminal cases are categorized based on the most serious charge filed. For example, if a defendant is charged with a felony and two misdemeanors, the case is counted as a felony. If the felony charge is subsequently reduced to a misdemeanor, the case type does not change; the case is still categorized as a felony for reporting purposes.

Reopened Cases: The criminal filing statistics in this report include only new case filings and do not include petitions to revoke probation or other proceedings that cause the court to reopen a case. Petitions to revoke probation significantly impact the trial court workload. Anchorage judges, for example, handled 1,581 felony petitions to revoke probation and 2,275 misdemeanor petitions to revoke probation in FY10.

Domestic Violence Cases: Domestic violence and stalking cases may be filed in either district or superior court, but district courts handle the vast majority. To make it easier to see the total number of domestic violence cases filed, domestic violence and stalking cases filed in the superior court are counted with the district court cases.

Deliberately left blank

**Statewide Trial Courts
Total Case Filings - Superior Court Trial Sites
FY 10**

Court	Superior Court		District Court				Total	
	Filings	% of S. C. Total	Non-Minor Off Filings	Minor Off Filings	Total Filings	% of D. C. Total	Filings	% of Statewide
Anchorage	10,241	47.7%	26,169	33,849	60,018	42.7%	70,259	43.4%
Barrow	223	1.0%	744	320	1,064	0.8%	1,287	0.8%
Bethel	692	3.2%	1,452	337	1,789	1.3%	2,481	1.5%
Cordova	50	0.2%	257	162	419	0.3%	469	0.3%
Craig	81	0.4%	394	282	676	0.5%	757	0.5%
Delta Junction	30	0.1%	190	994	1,184	0.8%	1,214	0.7%
Dillingham	186	0.9%	670	146	816	0.6%	1,002	0.6%
Fairbanks	3,080	14.3%	8,097	9,363	17,460	12.4%	20,540	12.7%
Glennallen	63	0.3%	287	2,199	2,486	1.8%	2,549	1.6%
Homer	288	1.3%	742	985	1,727	1.2%	2,015	1.2%
Juneau	1,133	5.3%	2,984	2,451	5,435	3.9%	6,568	4.1%
Kenai	1,141	5.3%	3,327	6,136	9,463	6.7%	10,604	6.5%
Ketchikan	513	2.4%	1,599	839	2,438	1.7%	2,951	1.8%
Kodiak	287	1.3%	822	831	1,653	1.2%	1,940	1.2%
Kotzebue	259	1.2%	798	118	916	0.6%	1,175	0.7%
Naknek	80	0.4%	268	86	354	0.3%	434	0.3%
Nome	311	1.5%	980	273	1,253	0.9%	1,564	1.0%
Palmer	1,910	8.9%	6,190	15,520	21,710	15.4%	23,620	14.6%
Petersburg	63	0.3%	215	142	357	0.3%	420	0.3%
Seward	86	0.4%	486	2,090	2,576	1.8%	2,662	1.6%
Sitka	204	0.9%	597	217	814	0.6%	1,018	0.6%
Tok	34	0.2%	176	278	454	0.3%	488	0.3%
Unalaska	85	0.4%	259	331	590	0.4%	675	0.4%
Valdez	91	0.4%	310	294	604	0.4%	695	0.4%
Wrangell	54	0.3%	145	22	167	0.1%	221	0.1%
Sub-total	21,185	98.6%	58,158	78,265	136,423	97.0%	157,608	97.2%
Cases from Other Courts	302	1.4%	2,195	1,964	4,159	3.0%	4,461	2.8%
Statewide Total	21,487	100.0%	60,353	80,229	140,582	100.0%	162,069	100.0%
1st District	2,057	9.6%	6,373	4,272	10,645	7.6%	12,702	7.8%
2nd District	812	3.8%	2,637	748	3,385	2.4%	4,197	2.6%
3rd District	14,553	67.7%	39,967	62,668	102,635	73.0%	117,188	72.3%
4th District	4,065	18.9%	11,376	12,541	23,917	17.0%	27,982	17.3%

**Statewide Trial Courts
Total Case Filings - Other Courts
FY 10**

Court	Superior Court		District Court				Total	
	Filings	% of S. C. Total	Non-Minor Off Filings	Minor Off Filings	Total Filings	% of D. C. Total	Filings	% of Statewide
Angoon	0	0.0%	50	14	64	0.1%	64	0.1%
Aniak	44	0.2%	118	25	143	0.1%	187	0.1%
Chevak	30	0.1%	437	0	437	0.3%	467	0.3%
Emmonak	42	0.2%	243	53	296	0.2%	338	0.2%
Fort Yukon	23	0.1%	68	1	69	0.1%	92	0.1%
Galena	24	0.1%	167	9	176	0.1%	200	0.1%
Haines	5	0.0%	107	131	238	0.2%	243	0.2%
Healy	7	0.0%	73	748	821	0.6%	828	0.5%
Hoonah	2	0.0%	111	56	167	0.1%	169	0.1%
Kake	2	0.0%	46	1	47	0.0%	49	0.0%
McGrath	7	0.0%	14	3	17	0.0%	24	0.0%
Nenana	13	0.1%	133	652	785	0.6%	798	0.5%
Sand Point	38	0.2%	136	38	174	0.1%	212	0.1%
Skagway	0	0.0%	32	82	114	0.1%	114	0.1%
St. Marys	38	0.2%	186	70	256	0.2%	294	0.2%
St. Paul	7	0.0%	44	1	45	0.0%	52	0.0%
Tanana	1	0.0%	22	8	30	0.0%	31	0.0%
Unalakleet	19	0.1%	115	37	152	0.1%	171	0.1%
Yakutat	0	0.0%	93	35	128	0.1%	128	0.1%
Total	302	1.4%	2,195	1,964	4,159	3.0%	4,461	2.8%

Superior Courts



**Superior Court Activity
Total Case Filings - Superior Court Trial Sites
FY 08 - FY 10**

Court	FY 08	FY 09	FY 10	Change	
				FY 08 to FY 10	FY 09 to FY 10
Anchorage	9,613	9,587	10,241	7%	7%
Barrow	203	211	223	10%	6%
Bethel	768	791	692	-10%	-13%
Cordova	45	46	50	11%	9%
Craig	102	95	81	-21%	-15%
Delta Junction	19	31	30	58%	-3%
Dillingham	229	173	186	-19%	8%
Fairbanks	2,715	2,740	3,080	13%	12%
Glennallen	47	59	63	34%	7%
Homer	245	260	288	18%	11%
Juneau	1,060	1,022	1,133	7%	11%
Kenai	1,008	989	1,141	13%	15%
Ketchikan	566	529	513	-9%	-3%
Kodiak	343	310	287	-16%	-7%
Kotzebue	338	320	259	-23%	-19%
Naknek	50	48	80	60%	67%
Nome	413	402	311	-25%	-23%
Palmer	1,875	1,859	1,910	2%	3%
Petersburg	69	73	63	-9%	-14%
Seward	83	75	86	4%	15%
Sitka	235	177	204	-13%	15%
Tok	9	34	34	N/S	0%
Unalaska	71	61	85	20%	39%
Valdez	92	110	91	-1%	-17%
Wrangell	56	58	54	-4%	-7%
Sub-total	20,254	20,060	21,185	5%	6%
Superior Court Cases from Other Courts	212	243	302	42%	24%
Statewide Total	20,466	20,303	21,487	5%	6%
1st District	2,091	1,954	2,057	-2%	5%
2nd District	966	936	812	-16%	-13%
3rd District	13,731	13,605	14,553	6%	7%
4th District	3,678	3,808	4,065	11%	7%

N/S - Numbers 10 or less are not compared statistically

**Superior Court Activity
Total Case Filings - Other Courts
FY 08 - FY 10**

Court	FY 08	FY 09	FY 10	Change	
				FY 08 to FY 10	FY 09 to FY 10
Angoon	0	0	0	N/S	N/S
Aniak	20	34	44	120%	29%
Chevak	36	41	30	-17%	-27%
Emmonak	8	22	42	N/S	91%
Fort Yukon	21	22	23	10%	5%
Galena	14	29	24	71%	-17%
Haines	3	0	5	N/S	N/S
Healy	6	9	7	N/S	N/S
Hoonah	0	0	2	N/S	N/S
Kake	0	0	2	N/S	N/S
McGrath	4	5	7	N/S	N/S
Nenana	13	23	13	0%	-43%
Sand Point	19	11	38	100%	245%
Skagway	0	0	0	N/S	N/S
St. Marys	43	26	38	-12%	46%
St. Paul	11	17	7	N/S	N/S
Tanana	2	1	1	N/S	N/S
Unalakleet	12	3	19	58%	N/S
Yakutat	0	0	0	N/S	N/S
Total	212	243	302	42%	24%
1st District	3	0	9	N/S	N/S
2nd District	12	3	19	58%	N/S
3rd District	30	28	45	50%	61%
4th District	167	212	229	37%	8%

N/S - Numbers 10 or less are not compared statistically

**Superior Court Activity
Total Case Dispositions - Superior Court Trial Sites
FY 08 - FY 10**

Court	FY 08	FY 09	FY 10	Change	
				FY 08 to FY 10	FY 09 to FY 10
Anchorage	9,185	9,473	9,692	6%	2%
Barrow	222	159	203	-9%	28%
Bethel	761	687	663	-13%	-3%
Cordova	35	44	51	46%	16%
Craig	65	90	72	11%	-20%
Delta Junction	13	30	29	123%	-3%
Dillingham	214	198	137	-36%	-31%
Fairbanks	2,816	2,786	2,976	6%	7%
Glennallen	43	57	61	42%	7%
Homer	159	185	270	70%	46%
Juneau	1,045	1,048	1,100	5%	5%
Kenai	1,011	1,011	1,148	14%	14%
Ketchikan	586	564	495	-16%	-12%
Kodiak	304	292	284	-7%	-3%
Kotzebue	369	310	275	-25%	-11%
Naknek	28	49	66	136%	35%
Nome	379	417	338	-11%	-19%
Palmer	1,642	1,934	1,756	7%	-9%
Petersburg	68	75	64	-6%	-15%
Seward	98	75	84	-14%	12%
Sitka	234	182	215	-8%	18%
Tok	5	25	33	N/S	32%
Unalaska	78	54	65	-17%	20%
Valdez	96	89	86	-10%	-3%
Wrangell	55	60	51	-7%	-15%
Sub-total	19,511	19,894	20,214	4%	2%
Superior Court Cases from Other Courts	128	238	284	122%	19%
Total	19,639	20,132	20,498	4%	2%
1st District	2,053	2,019	2,006	-2%	-1%
2nd District	980	889	828	-16%	-7%
3rd District	12,930	13,492	13,737	6%	2%
4th District	3,676	3,732	3,927	7%	5%

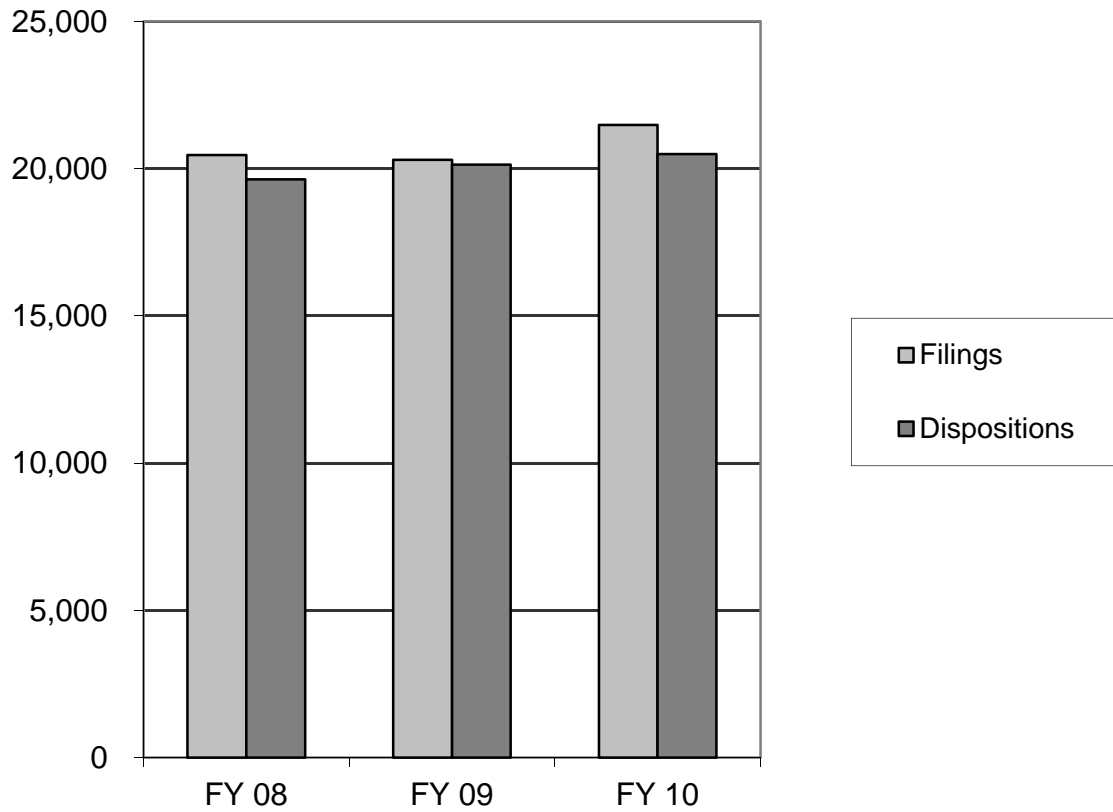
N/S - Numbers 10 or less are not compared statistically

**Superior Court Activity
Total Case Dispositions - Other Courts
FY 08 - FY 10**

Court	FY 08	FY 09	FY 10	Change	
				FY 08 to FY 10	FY 09 to FY 10
Angoon	0	0	0	N/S	N/S
Aniak	10	32	41	N/S	28%
Chevak	8	44	36	N/S	-18%
Emmonak	3	18	36	N/S	100%
Fort Yukon	14	14	26	86%	86%
Galena	6	24	25	N/S	4%
Haines	0	0	5	N/S	N/S
Healy	3	9	10	N/S	N/S
Hoonah	0	0	2	N/S	N/S
Kake	0	0	2	N/S	N/S
McGrath	3	5	7	N/S	N/S
Nenana	6	20	16	N/S	-20%
Sand Point	23	17	32	39%	88%
Skagway	0	0	0	N/S	N/S
St. Marys	26	36	29	12%	-19%
St. Paul	14	14	5	N/S	N/S
Tanana	2	2	0	N/S	N/S
Unalakleet	10	3	12	N/S	N/S
Yakutat	0	0	0	N/S	N/S
Total	128	238	284	122%	19%
1st District	0	0	9	N/S	N/S
2nd District	10	3	12	N/S	N/S
3rd District	37	31	37	0%	19%
4th District	81	204	226	179%	11%

N/S - Numbers 10 or less are not compared statistically

Superior Court Activity Filing and Disposition Trends FY 08 - FY 10



<u>Category</u>	<u>FY 08</u>	<u>FY 09</u>	<u>FY 10</u>
Filings	20,466	20,303	21,487
Dispositions	19,639	20,132	20,498

Deliberately left blank

**Superior Court Activity
Clearance Rates - Superior Court Trial Sites
FY 09 & FY 10**

Court	Filings	Change from FY 09 Filings	Dispositions	Change from FY 09 Dispositions	Clearance Rates	
					FY 09	FY 10
Anchorage	10,241	7%	9,692	2%	99%	95%
Barrow	223	6%	203	28%	75%	91%
Bethel	692	-13%	663	-3%	87%	96%
Cordova	50	9%	51	16%	96%	102%
Craig	81	-15%	72	-20%	95%	89%
Delta Junction	30	-3%	29	-3%	97%	97%
Dillingham	186	8%	137	-31%	115%	74%
Fairbanks	3,080	12%	2,976	7%	102%	97%
Glennallen	63	7%	61	7%	97%	97%
Homer	288	11%	270	46%	71%	94%
Juneau	1,133	11%	1,100	5%	103%	97%
Kenai	1,141	15%	1,148	14%	102%	101%
Ketchikan	513	-3%	495	-12%	107%	97%
Kodiak	287	-7%	284	-3%	94%	99%
Kotzebue	259	-19%	275	-11%	97%	106%
Naknek	80	67%	66	35%	102%	83%
Nome	311	-23%	338	-19%	104%	109%
Palmer	1,910	3%	1,756	-9%	104%	92%
Petersburg	63	-14%	64	-15%	103%	102%
Seward	86	15%	84	12%	100%	98%
Sitka	204	15%	215	18%	103%	105%
Tok	34	0%	33	32%	74%	97%
Unalaska	85	39%	65	20%	89%	77%
Valdez	91	-17%	86	-3%	81%	95%
Wrangell	54	-7%	51	-15%	103%	94%
Sub-total	21,185	6%	20,214	2%	99%	95%
Superior Court Cases from Other Courts	302	24%	284	19%	98%	94%
Statewide Total	21,487	6%	20,498	2%	99%	95%
1st District	2,057	5%	2,006	-1%	103%	98%
2nd District	812	-13%	828	-7%	95%	102%
3rd District	14,553	7%	13,737	2%	99%	94%
4th District	4,065	7%	3,927	5%	98%	97%

Clearance rate measures whether a court is keeping up with its incoming caseload. Courts aspire to clear (i.e., dispose of) at least as many cases as have been filed in a period by having a clearance rate of 100 percent or higher.

**Superior Court Activity
Clearance Rates - Other Courts
FY 09 & FY 10**

Court	Filings	Change from FY 09 Filings	Dispositions	Change from FY 09 Dispositions	Clearance Rates	
					FY 09	FY 10
Angoon	0	N/S	0	N/S	N/S	N/S
Aniak	44	29%	41	28%	94%	93%
Chevak	30	-27%	36	-18%	107%	120%
Emmonak	42	91%	36	100%	82%	86%
Fort Yukon	23	5%	26	86%	64%	113%
Galena	24	-17%	25	4%	83%	104%
Haines	5	N/S	5	N/S	N/S	N/S
Healy	7	N/S	10	N/S	N/S	N/S
Hoonah	2	N/S	2	N/S	N/S	N/S
Kake	2	N/S	2	N/S	N/S	N/S
McGrath	7	N/S	7	N/S	N/S	N/S
Nenana	13	-43%	16	-20%	87%	123%
Sand Point	38	245%	32	88%	155%	84%
Skagway	0	N/S	0	N/S	N/S	N/S
St. Marys	38	46%	29	-19%	139%	76%
St. Paul	7	N/S	5	N/S	82%	N/S
Tanana	1	N/S	0	N/S	N/S	N/S
Unalakleet	19	N/S	12	N/S	N/S	63%
Yakutat	0	N/S	0	N/S	N/S	N/S
Total	302	24%	284	19%	98%	94%
1st District	9	N/S	9	N/S	N/S	N/S
2nd District	19	N/S	12	N/S	N/S	63%
3rd District	45	61%	37	19%	111%	82%
4th District	229	8%	226	11%	96%	99%

Clearance rate measures whether a court is keeping up with its incoming caseload. Courts aspire to clear (i.e., dispose of) at least as many cases as have been filed in a period by having a clearance rate of 100 percent or higher.

N/S Numbers 10 or less not statistically compared

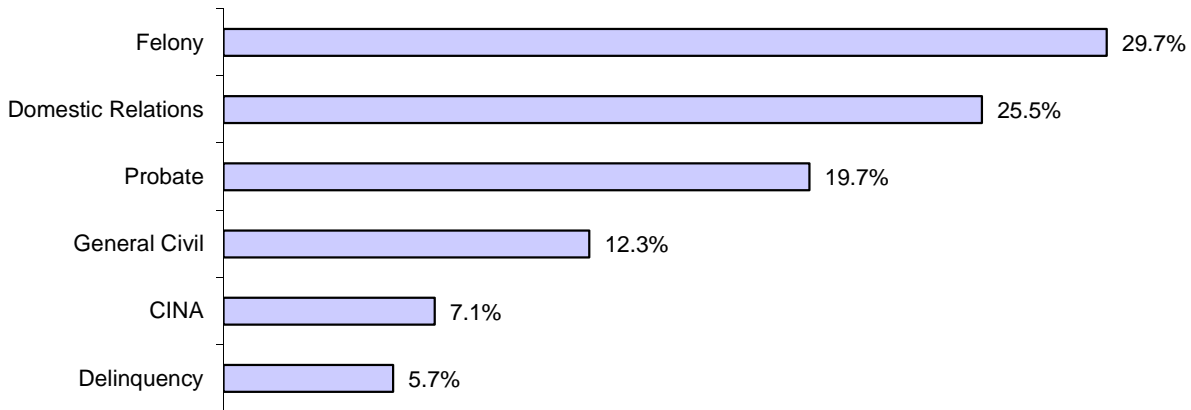
**Superior Court Activity
Filings by Case Type - Superior Court Trial Sites
FY 10**

Court	Felony	CINA	Delinquency	Domestic Relations	General Civil	Probate	Total
Anchorage	3,026	623	545	2,680	1,388	1,979	10,241
Barrow	95	11	29	31	25	32	223
Bethel	200	112	66	70	76	168	692
Cordova	18	2	8	8	2	12	50
Craig	27	4	4	27	10	9	81
Delta Junction	16	0	3	11	0	0	30
Dillingham	85	6	18	14	27	36	186
Fairbanks	780	232	84	1,029	293	662	3,080
Glennallen	28	11	2	10	3	9	63
Homer	75	13	11	83	35	71	288
Juneau	215	71	68	217	173	389	1,133
Kenai	357	80	58	314	143	189	1,141
Ketchikan	130	35	31	111	62	144	513
Kodiak	88	13	32	86	25	43	287
Kotzebue	124	28	27	46	13	21	259
Naknek	41	5	8	3	15	8	80
Nome	112	21	64	23	51	40	311
Palmer	541	235	84	539	222	289	1,910
Petersburg	12	1	4	13	12	21	63
Seward	29	2	0	20	14	21	86
Sitka	28	7	12	69	38	50	204
Tok	17	0	4	11	2	0	34
Unalaska	58	1	1	15	9	1	85
Valdez	21	12	6	29	7	16	91
Wrangell	7	0	9	8	5	25	54
Sub-total	6,130	1,525	1,178	5,467	2,650	4,235	21,185
Superior Court Cases from Other Courts	250	1	33	11	0	7	302
Statewide Total	6,380	1,526	1,211	5,478	2,650	4,242	21,487
% of Total	29.7	7.1	5.7	25.5	12.3	19.7	100.0
1st District	428	118	128	445	300	638	2,057
2nd District	350	60	120	100	89	93	812
3rd District	4,393	1,004	781	3,804	1,890	2,681	14,553
4th District	1,209	344	182	1,129	371	830	4,065

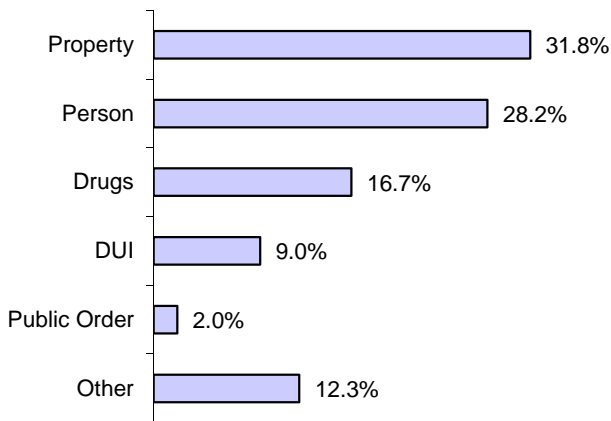
**Superior Court Activity
Filings by Case Type - Other Courts
FY 10**

Court	Felony	CINA	Delinquency	Domestic Relations	General Civil	Probate	Total
Angoon	0	0	0	0	0	0	0
Aniak	43	0	0	1	0	0	44
Chevak	29	0	1	0	0	0	30
Emmonak	36	0	4	2	0	0	42
Fort Yukon	21	0	2	0	0	0	23
Galena	14	0	10	0	0	0	24
Haines	5	0	0	0	0	0	5
Healy	5	0	0	2	0	0	7
Hoonah	2	0	0	0	0	0	2
Kake	2	0	0	0	0	0	2
McGrath	7	0	0	0	0	0	7
Nenana	8	0	2	3	0	0	13
Sand Point	23	1	8	2	0	4	38
Skagway	0	0	0	0	0	0	0
St. Marys	33	0	5	0	0	0	38
St. Paul	3	0	0	1	0	3	7
Tanana	0	0	1	0	0	0	1
Unalakleet	19	0	0	0	0	0	19
Yakutat	0	0	0	0	0	0	0
Total	250	1	33	11	0	7	302
% of Total	82.8	0.3	10.9	3.7	0.0	2.3	100.0
1st District	9	0	0	0	0	0	9
2nd District	19	0	0	0	0	0	19
3rd District	26	1	8	3	0	7	45
4th District	196	0	25	8	0	0	229

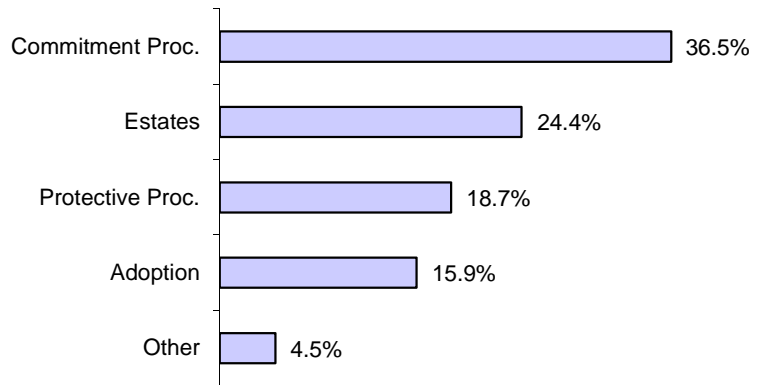
Superior Court Activity Composition of Filings FY 10



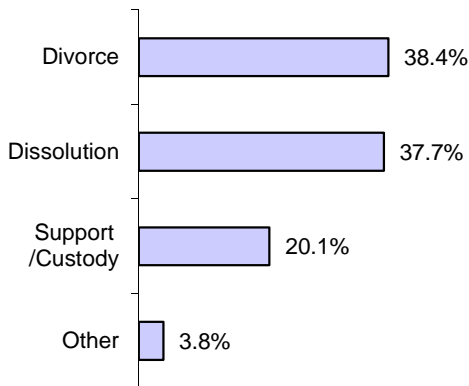
Felony Filings



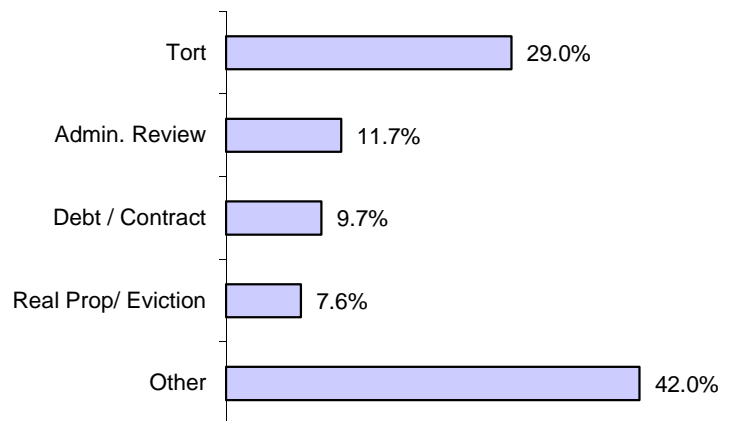
Probate Filings



Domestic Relations Filings

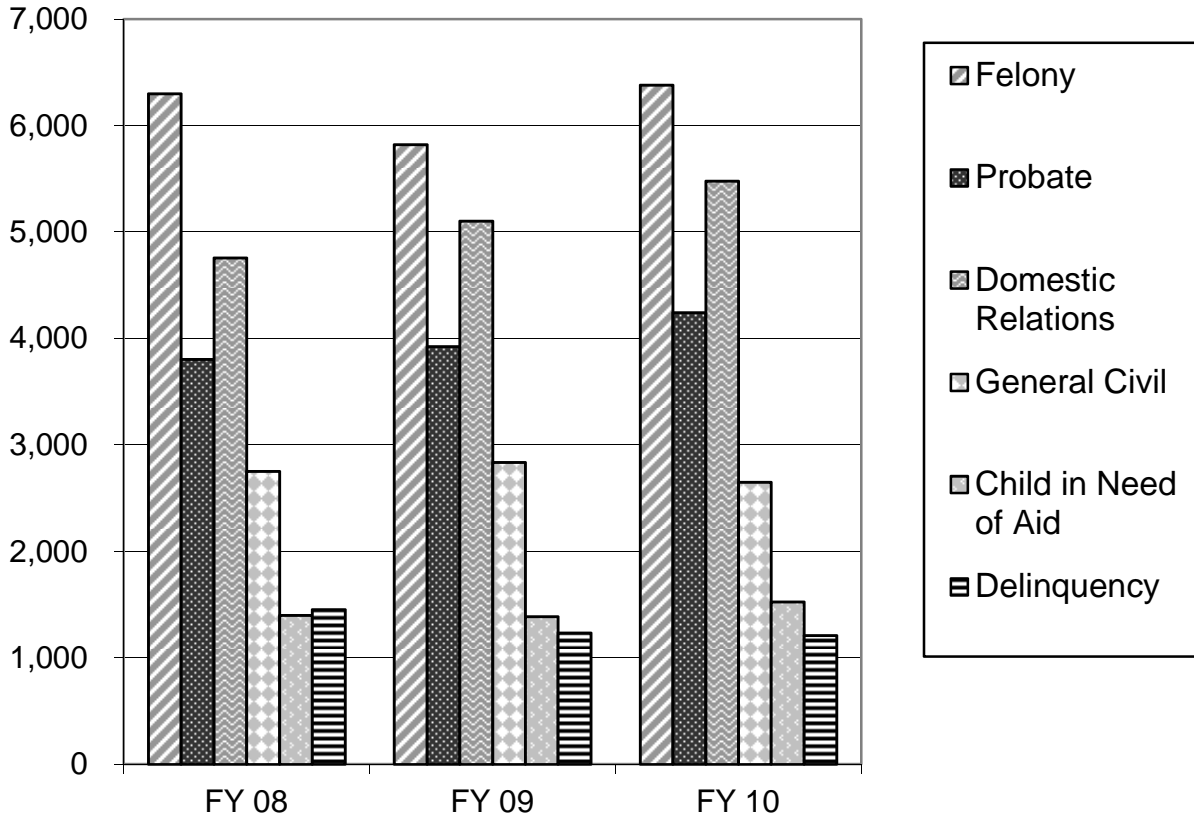


General Civil Filings



This chart analyzes the types of cases filed in superior court during FY10. Felony case filings are the major case filing type comprising 29.7% of total case filings. Domestic relations cases are second with 25.5% of the filings.

Superior Court Activity Filing Trends by Case Type FY 08 - FY 10



<u>Filing Type</u>	<u>FY 08</u>	<u>FY 09</u>	<u>FY 10</u>	<u>FY 08 to FY 10 Change</u>	<u>FY 09 to FY 10 Change</u>
Felony	6,300	5,821	6,380	1%	10%
Probate	3,805	3,925	4,242	11%	8%
Domestic Relations	4,757	5,102	5,478	15%	7%
General Civil	2,751	2,835	2,650	-4%	-7%
Child in Need of Aid	1,400	1,387	1,526	9%	10%
Delinquency	1,453	1,233	1,211	-17%	-2%
Total	20,466	20,303	21,487	5%	6%

**Superior Court Activity
Dispositions by Case Type - Superior Court Trial Sites
FY 10**

Court	Felony	CINA	Delinq.	Domestic Relations	General Civil	Probate	Total
Anchorage	2,884	691	517	2,458	1,338	1,804	9,692
Barrow	87	15	20	48	19	14	203
Bethel	200	123	57	73	87	123	663
Cordova	20	1	8	10	4	8	51
Craig	20	6	7	28	5	6	72
Delta Junction	13	0	3	13	0	0	29
Dillingham	87	5	4	9	13	19	137
Fairbanks	709	196	86	957	299	729	2,976
Glennallen	22	9	3	13	7	7	61
Homer	67	8	12	87	46	50	270
Juneau	202	61	69	214	170	384	1,100
Kenai	345	82	54	290	171	206	1,148
Ketchikan	128	9	32	102	72	152	495
Kodiak	69	12	25	83	31	64	284
Kotzebue	126	31	31	53	16	18	275
Naknek	40	3	4	3	12	4	66
Nome	128	31	60	26	38	55	338
Palmer	546	152	79	545	223	211	1,756
Petersburg	10	0	4	17	15	18	64
Seward	34	0	0	24	14	12	84
Sitka	48	2	11	65	36	53	215
Tok	18	0	3	10	1	1	33
Unalaska	38	3	0	13	11	0	65
Valdez	29	5	8	28	7	9	86
Wrangell	10	0	3	12	4	22	51
Sub-total	5,880	1,445	1,100	5,181	2,639	3,969	20,214
Superior Court Cases from Other Courts	230	8	24	12	4	6	284
Statewide Total	6,110	1,453	1,124	5,193	2,643	3,975	20,498
% of Total	29.8	7.1	5.5	25.3	12.9	19.4	100.0
1st District	427	78	126	438	302	635	2,006
2nd District	353	77	111	127	73	87	828
3rd District	4,203	973	718	3,566	1,878	2,399	13,737
4th District	1,127	325	169	1,062	390	854	3,927

**Superior Court Activity
Dispositions by Case Type - Other Courts
FY 08**

Court	Felony	CINA	Delinq.	Domestic Relations	General Civil	Probate	Total
Angoon	0	0	0	0	0	0	0
Aniak	36	0	1	1	2	1	41
Chevak	34	1	0	1	0	0	36
Emmonak	30	0	4	2	0	0	36
Fort Yukon	22	0	4	0	0	0	26
Galena	17	0	8	0	0	0	25
Haines	5	0	0	0	0	0	5
Healy	7	0	0	3	0	0	10
Hoonah	2	0	0	0	0	0	2
Kake	2	0	0	0	0	0	2
McGrath	7	0	0	0	0	0	7
Nenana	13	0	2	1	0	0	16
Sand Point	21	1	4	2	0	4	32
Skagway	0	0	0	0	0	0	0
St. Marys	21	5	1	1	1	0	29
St. Paul	1	1	0	1	1	1	5
Tanana	0	0	0	0	0	0	0
Unalakleet	12	0	0	0	0	0	12
Yakutat	0	0	0	0	0	0	0
Statewide Total	230	8	24	12	4	6	284
1st District	9	0	0	0	0	0	9
2nd District	12	0	0	0	0	0	12
3rd District	22	2	4	3	1	5	37
4th District	187	6	20	9	3	1	226

**Superior Court Activity
Felony Case Filings - Superior Court Trial Sites
FY 08 - FY 10**

Court	FY 08	FY 09	FY 10	Change	
				FY 08 to FY 10	FY 09 to FY 10
Anchorage	3,072	2,781	3,026	-1%	9%
Barrow	62	56	95	53%	70%
Bethel	286	226	200	-30%	-12%
Cordova	20	18	18	-10%	0%
Craig	43	40	27	-37%	-32%
Delta Junction	11	19	16	45%	-16%
Dillingham	95	83	85	-11%	2%
Fairbanks	598	650	780	30%	20%
Glennallen	13	13	28	115%	115%
Homer	63	47	75	19%	60%
Juneau	232	184	215	-7%	17%
Kenai	267	271	357	34%	32%
Ketchikan	129	126	130	1%	3%
Kodiak	80	78	88	10%	13%
Kotzebue	141	144	124	-12%	-14%
Naknek	29	26	41	41%	58%
Nome	147	121	112	-24%	-7%
Palmer	624	557	541	-13%	-3%
Petersburg	20	13	12	-40%	-8%
Seward	51	39	29	-43%	-26%
Sitka	62	37	28	-55%	-24%
Tok	4	17	17	N/S	0%
Unalaska	48	39	58	21%	49%
Valdez	34	31	21	-38%	-32%
Wrangell	7	9	7	N/S	N/S
Sub-total	6,138	5,625	6,130	0%	9%
Felony Cases from Other Courts	162	196	250	54%	28%
Total	6,300	5,821	6,380	1%	10%
1st District	496	409	428	-14%	5%
2nd District	362	324	350	-3%	8%
3rd District	4,423	3,998	4,393	-1%	10%
4th District	1,019	1,090	1,209	19%	11%

N/S - Numbers 10 or less are not compared statistically

**Superior Court Activity
Felony Case Filings - Other Courts
FY 08 - FY 10**

Court	FY 08	FY 09	FY 10	Change	
				FY 08 to FY 10	FY 09 to FY 10
Angoon	0	0	0	N/S	N/S
Aniak	14	30	43	207%	43%
Chevak	22	39	29	32%	-26%
Emmonak	8	21	36	N/S	71%
Fort Yukon	13	19	21	62%	11%
Galena	12	19	14	17%	-26%
Haines	3	0	5	N/S	N/S
Healy	5	3	5	N/S	N/S
Hoonah	0	0	2	N/S	N/S
Kake	0	0	2	N/S	N/S
McGrath	3	5	7	N/S	N/S
Nenana	12	17	8	N/S	N/S
Sand Point	18	6	23	28%	N/S
Skagway	0	0	0	N/S	N/S
St. Marys	29	24	33	14%	38%
St. Paul	9	9	3	N/S	N/S
Tanana	2	1	0	N/S	N/S
Unalakleet	12	3	19	58%	N/S
Yakutat	0	0	0	N/S	N/S
Total	162	196	250	54%	28%
1st District	3	0	9	N/S	N/S
2nd District	12	3	19	58%	N/S
3rd District	27	15	26	-4%	73%
4th District	120	178	196	63%	10%

N/S - Numbers 10 or less are not compared statistically

**Superior Court Activity
Felony Filings by Case Type - Superior Court Trial Sites
FY 10**

Court	Case Type											Total
	Person	Property	Drugs	Weapon	Public Order	DUI	Reckless Driving	Mtr Veh Other	Prot Ord Violation	Fish & Game	Other	
Anchorage	834	1,059	530	41	19	196	0	32	0	0	315	3,026
Barrow	34	24	14	0	5	10	0	4	0	0	4	95
Bethel	76	43	9	2	36	18	0	3	0	1	12	200
Cordova	3	9	1	1	1	2	0	0	0	0	1	18
Craig	10	6	5	2	0	3	0	0	0	0	1	27
Delta Junction	2	6	2	0	0	4	0	0	0	0	2	16
Dillingham	32	20	3	0	10	8	0	2	0	0	10	85
Fairbanks	184	246	148	14	4	83	1	32	1	0	67	780
Glennallen	7	7	6	0	0	5	0	0	0	2	1	28
Homer	17	22	6	2	0	18	0	3	0	0	7	75
Juneau	43	88	36	2	2	21	0	2	0	0	21	215
Kenai	76	124	70	7	2	37	0	11	1	1	28	357
Ketchikan	29	50	30	0	2	5	0	2	0	0	12	130
Kodiak	24	27	21	0	2	6	0	1	0	0	7	88
Kotzebue	60	29	7	2	9	13	0	0	0	0	4	124
Naknek	28	3	0	6	1	2	0	0	0	0	1	41
Nome	41	27	14	1	12	8	0	1	0	0	8	112
Palmer	132	133	115	7	3	95	1	26	0	1	28	541
Petersburg	7	3	1	0	0	1	0	0	0	0	0	12
Seward	11	4	3	0	0	7	0	2	0	0	2	29
Sitka	8	9	6	0	1	1	1	1	0	0	1	28
Tok	2	9	2	0	0	3	0	0	0	0	1	17
Unalaska	16	10	26	0	1	3	0	0	0	0	2	58
Valdez	8	5	0	0	0	6	0	1	0	0	1	21
Wrangell	4	0	0	0	0	2	0	0	0	0	1	7
Sub-total	1,688	1,963	1,055	87	110	557	3	123	2	5	537	6,130
Felony Cases from Other Courts	113	69	10	3	19	20	0	2	1	0	13	250
Total	1,801	2,032	1,065	90	129	577	3	125	3	5	550	6,380
% of Total	28.2	31.8	16.7	1.4	2.0	9.0	0.1	2.0	0.1	0.1	8.6	100.0
1st District	105	159	78	4	5	33	1	5	0	0	38	428
2nd District	140	88	38	3	27	33	0	5	0	0	16	350
3rd District	1,199	1,431	781	64	40	390	1	78	2	4	403	4,393
4th District	357	354	168	19	57	121	1	37	1	1	93	1,209

**Superior Court Activity
Felony Filings by Case Type - Other Courts
FY 10**

Court	Case Type											Total
	Person	Property	Drugs	Weapon	Public Order	DUI	Reckless Driving	Mtr Veh Other	Prot Ord Violation	Fish & Game	Other	
Angoon	0	0	0	0	0	0	0	0	0	0	0	0
Aniak	21	13	2	3	0	3	0	0	0	0	1	43
Chevak	9	4	1	0	7	5	0	1	0	0	2	29
Emmonak	19	5	1	0	5	3	0	0	0	0	3	36
Fort Yukon	11	6	2	0	0	0	0	1	0	0	1	21
Galena	7	3	0	0	0	1	0	0	0	0	3	14
Haines	2	1	0	0	0	0	0	0	0	0	2	5
Healy	2	3	0	0	0	0	0	0	0	0	0	5
Hoonah	2	0	0	0	0	0	0	0	0	0	0	2
Kake	0	2	0	0	0	0	0	0	0	0	0	2
McGrath	4	3	0	0	0	0	0	0	0	0	0	7
Nenana	2	5	1	0	0	0	0	0	0	0	0	8
Sand Point	9	7	0	0	1	5	0	0	1	0	0	23
Skagway	0	0	0	0	0	0	0	0	0	0	0	0
St. Marys	18	8	0	0	5	1	0	0	0	0	1	33
St. Paul	2	1	0	0	0	0	0	0	0	0	0	3
Tanana	0	0	0	0	0	0	0	0	0	0	0	0
Unalakleet	5	8	3	0	1	2	0	0	0	0	0	19
Yakutat	0	0	0	0	0	0	0	0	0	0	0	0
Total	113	69	10	3	19	20	0	2	1	0	13	250
% of Total	45.2	27.6	4.0	1.2	7.6	8.0	0.0	0.8	0.4	0.0	5.2	100.0
1st District	4	3	0	0	0	0	0	0	0	0	2	9
2nd District	5	8	3	0	1	2	0	0	0	0	0	19
3rd District	11	8	0	0	1	5	0	0	1	0	0	26
4th District	93	50	7	3	17	13	0	2	0	0	11	196

**Superior Court Activity
Felony Case Types
FY 10**

<p>Person</p> <ul style="list-style-type: none"> Homicide Assault Reckless Endangerment Kidnapping Custodial Interference Human Trafficking Sex Offenses Robbery Extortion Coercion 	<p>Public Order</p> <ul style="list-style-type: none"> Riot Disorderly Conduct Harassment Indecent Viewing or Photography Possess or Distribute Child Pornography Cruelty to Animals Recruiting Gang Members Gambling Alcohol Licensing Laws
<p>Property</p> <ul style="list-style-type: none"> Theft Burglary Criminal Trespass Vehicle Theft Arson Criminal Mischief Business and Commercial Offenses 	<p>Motor Vehicle DUI</p> <p>Motor Vehicle Reckless Driving</p> <p>Motor Vehicle Other</p> <p>Protection Order Violation</p> <p>Fish and Game</p>
<p>Drugs</p> <ul style="list-style-type: none"> Misconduct Involving a Controlled Substance Manufacture, Delivery or Possession of Imitation Controlled Substance 	<p>Other</p> <ul style="list-style-type: none"> Offenses against Public Administration Offenses against Family and Vulnerable Adults All other offenses, including cases in which a charging document was never filed
<p>Weapons</p> <ul style="list-style-type: none"> Misconduct Involving Weapons Criminal Possession of Explosives Unlawful Furnishing of Explosives 	

Criminal cases typically contain multiple charges. The Alaska Court System categorizes cases for reporting purposes based on the most serious charge.

In FY07 the Alaska Court System changed the way it categorizes criminal cases for annual reporting. The categories now conform to the National Center for State Courts' national model for caseload statistical reporting. This change is intended to make Alaska's statistics easier to compile, understand, and compare to those of other jurisdictions.

Deliberately left blank

**Superior Court Activity
Felony Case Dispositions - Superior Court Trial Sites
FY 08 - FY 10**

Court	FY 08	FY 09	FY 10	Change	
				FY 08 to FY 10	FY 09 to FY 10
Anchorage	2,946	2,799	2,884	-2%	3%
Barrow	81	48	87	7%	81%
Bethel	320	244	200	-37%	-18%
Cordova	15	25	20	33%	-20%
Craig	25	41	20	-20%	-51%
Delta Junction	8	17	13	N/S	-24%
Dillingham	101	84	87	-14%	4%
Fairbanks	640	628	709	11%	13%
Glennallen	17	17	22	29%	29%
Homer	64	33	67	5%	103%
Juneau	211	200	202	-4%	1%
Kenai	305	274	345	13%	26%
Ketchikan	147	132	128	-13%	-3%
Kodiak	79	84	69	-13%	-18%
Kotzebue	174	132	126	-28%	-5%
Naknek	17	27	40	135%	48%
Nome	138	130	128	-7%	-2%
Palmer	546	601	546	0%	-9%
Petersburg	21	15	10	N/S	N/S
Seward	66	45	34	-48%	-24%
Sitka	42	44	48	14%	9%
Tok	3	12	18	N/S	50%
Unalaska	50	32	38	-24%	19%
Valdez	33	31	29	-12%	-6%
Wrangell	5	7	10	N/S	N/S
Sub-total	6,054	5,702	5,880	-3%	3%
Felony Cases from Other Courts	111	186	230	107%	24%
Total	6,165	5,888	6,110	-1%	4%
1st District	451	439	427	-5%	-3%
2nd District	403	313	353	-12%	13%
3rd District	4,267	4,075	4,203	-1%	3%
4th District	1,044	1,061	1,127	8%	6%

N/S - Numbers 10 or less are not compared statistically

**Superior Court Activity
Felony Case Dispositions - Other Courts
FY 08 - FY 10**

Court	FY 08	FY 09	FY 10	Change	
				FY 08 to FY 10	FY 09 to FY 10
Angoon	0	0	0	N/S	N/S
Aniak	10	25	36	N/S	44%
Chevak	8	37	34	N/S	-8%
Emmonak	3	18	30	N/S	67%
Fort Yukon	8	11	22	N/S	100%
Galena	6	17	17	N/S	0%
Haines	0	0	5	N/S	N/S
Healy	2	3	7	N/S	N/S
Hoonah	0	0	2	N/S	N/S
Kake	0	0	2	N/S	N/S
McGrath	3	4	7	N/S	N/S
Nenana	5	15	13	N/S	-13%
Sand Point	17	12	21	24%	75%
Skagway	0	0	0	N/S	N/S
St. Marys	26	28	21	-19%	-25%
St. Paul	11	11	1	N/S	N/S
Tanana	2	2	0	N/S	N/S
Unalakleet	10	3	12	N/S	N/S
Yakutat	0	0	0	N/S	N/S
Total	111	186	230	107%	24%
1st District	0	0	9	N/S	N/S
2nd District	10	3	12	N/S	N/S
3rd District	28	23	22	-21%	-4%
4th District	73	160	187	156%	17%

N/S - Numbers 10 or less are not compared statistically

**Superior Court Activity
Felony Case Dispositions by Manner of Disposition - Superior Court Trial Sites
FY 10**

Court	Stage of Disposition									Total
	At / Before Arraignment		Between Arraignment and Trial			Court Trial		Jury Trial		
	Dismiss	Pled Guilty	Dismiss	Pled Guilty	Other	Guilty	Not Guilty	Guilty	Not Guilty	
Anchorage	155	6	600	2,039	7	0	0	66	11	2,884
Barrow	3	12	13	57	0	0	0	1	1	87
Bethel	0	24	70	99	1	0	0	2	4	200
Cordova	0	0	4	15	1	0	0	0	0	20
Craig	0	0	1	4	15	0	0	0	0	20
Delta Junction	0	0	3	9	0	0	0	0	1	13
Dillingham	1	2	24	49	3	0	0	8	0	87
Fairbanks	35	16	162	480	6	0	0	7	3	709
Glennallen	0	0	3	18	0	0	0	1	0	22
Homer	0	0	16	45	6	0	0	0	0	67
Juneau	0	0	45	149	2	0	0	5	1	202
Kenai	4	7	60	213	61	0	0	0	0	345
Ketchikan	0	0	21	11	94	0	0	1	1	128
Kodiak	0	0	15	53	1	0	0	0	0	69
Kotzebue	2	2	20	97	1	0	0	2	2	126
Naknek	1	0	5	31	0	0	0	1	2	40
Nome	0	3	27	94	0	0	0	3	1	128
Palmer	3	4	74	439	2	2	0	20	2	546
Petersburg	0	0	1	1	8	0	0	0	0	10
Seward	1	0	8	18	7	0	0	0	0	34
Sitka	0	0	7	3	38	0	0	0	0	48
Tok	3	0	3	12	0	0	0	0	0	18
Unalaska	0	3	15	19	0	0	0	0	1	38
Valdez	0	0	3	25	0	0	0	0	1	29
Wrangell	0	0	0	0	10	0	0	0	0	10
Sub-total	208	79	1,200	3,980	263	2	0	117	31	5,880
from Other Courts	5	3	72	142	5	0	0	2	1	230
Total	213	82	1,272	4,122	268	2	0	119	32	6,110
% of Total	3.5	1.3	20.8	67.5	4.4	-	-	2.0	0.5	100.0
1st District	0	0	79	169	171	0	0	6	2	427
2nd District	5	17	61	259	1	0	0	6	4	353
3rd District	167	22	832	2,978	89	2	0	96	17	4,203
4th District	41	43	300	716	7	0	0	11	9	1,127

**Superior Court Activity
Felony Case Dispositions by Manner of Disposition - Other Courts
FY 10**

Court	Stage of Disposition									Total
	At / Before Arraignment		Between Arraignment and Trial			Court Trial		Jury Trial		
	Dismiss	Pled Guilty	Dismiss	Pled Guilty	Other	Guilty	Not Guilty	Guilty	Not Guilty	
Angoon	0	0	0	0	0	0	0	0	0	0
Aniak	0	1	12	23	0	0	0	0	0	36
Chevak	0	1	10	22	0	0	0	0	1	34
Emmonak	0	0	13	15	0	0	0	2	0	30
Fort Yukon	1	0	10	11	0	0	0	0	0	22
Galena	2	0	4	11	0	0	0	0	0	17
Haines	0	0	1	1	3	0	0	0	0	5
Healy	0	0	1	6	0	0	0	0	0	7
Hoonah	0	0	1	0	1	0	0	0	0	2
Kake	0	0	2	0	0	0	0	0	0	2
McGrath	0	0	4	3	0	0	0	0	0	7
Nenana	0	0	2	11	0	0	0	0	0	13
Sand Point	2	0	5	14	0	0	0	0	0	21
Skagway	0	0	0	0	0	0	0	0	0	0
St. Marys	0	1	6	14	0	0	0	0	0	21
St. Paul	0	0	0	0	1	0	0	0	0	1
Tanana	0	0	0	0	0	0	0	0	0	0
Unalakleet	0	0	1	11	0	0	0	0	0	12
Yakutat	0	0	0	0	0	0	0	0	0	0
Total	5	3	72	142	5	0	0	2	1	230
% of Total	2.2	1.3	31.3	61.7	2.2	-	-	0.9	0.4	100.0
1st District	0	0	4	1	4	0	0	0	0	9
2nd District	0	0	1	11	0	0	0	0	0	12
3rd District	2	0	5	14	1	0	0	0	0	22
4th District	3	3	62	116	0	0	0	2	1	187

**Superior Court Activity
Probate Case Filings - Superior Court Trial Sites
FY 08 - FY 10**

Court	FY 08	FY 09	FY 10	Change	
				FY 08 to FY 10	FY 09 to FY 10
Anchorage	1,560	1,667	1,979	27%	19%
Barrow	38	39	32	-16%	-18%
Bethel	149	165	168	13%	2%
Cordova	6	11	12	N/S	9%
Craig	6	8	9	N/S	N/S
Delta Junction	0	0	0	N/S	N/S
Dillingham	24	38	36	50%	-5%
Fairbanks	692	724	662	-4%	-9%
Glennallen	3	4	9	N/S	N/S
Homer	81	78	71	-12%	-9%
Juneau	328	331	389	19%	18%
Kenai	209	182	189	-10%	4%
Ketchikan	156	162	144	-8%	-11%
Kodiak	60	46	43	-28%	-7%
Kotzebue	38	26	21	-45%	-19%
Naknek	3	2	8	N/S	N/S
Nome	52	52	40	-23%	-23%
Palmer	292	281	289	-1%	3%
Petersburg	14	18	21	50%	17%
Seward	9	10	21	N/S	N/S
Sitka	55	36	50	-9%	39%
Tok	0	2	0	N/S	N/S
Unalaska	2	0	1	N/S	N/S
Valdez	12	24	16	33%	-33%
Wrangell	11	15	25	127%	67%
Sub-total	3,800	3,921	4,235	11%	8%
Probate Cases from Other Courts	5	4	7	N/S	N/S
Total	3,805	3,925	4,242	11%	8%
1st District	570	570	638	12%	12%
2nd District	128	117	93	-27%	-21%
3rd District	2,263	2,346	2,681	18%	14%
4th District	844	892	830	-2%	-7%

N/S - Numbers 10 or less are not compared statistically

**Superior Court Activity
Probate Case Filings - Other Courts
FY 08 - FY 10**

Court	FY 08	FY 09	FY 10	Change	
				FY 08 to FY 10	FY 09 to FY 10
Angoon	0	0	0	N/S	N/S
Aniak	2	1	0	N/S	N/S
Chevak	0	0	0	N/S	N/S
Emmonak	0	0	0	N/S	N/S
Fort Yukon	0	0	0	N/S	N/S
Galena	0	0	0	N/S	N/S
Haines	0	0	0	N/S	N/S
Healy	0	0	0	N/S	N/S
Hoonah	0	0	0	N/S	N/S
Kake	0	0	0	N/S	N/S
McGrath	0	0	0	N/S	N/S
Nenana	1	0	0	N/S	N/S
Sand Point	0	2	4	N/S	N/S
Skagway	0	0	0	N/S	N/S
St. Marys	0	0	0	N/S	N/S
St. Paul	2	1	3	N/S	N/S
Tanana	0	0	0	N/S	N/S
Unalakleet	0	0	0	N/S	N/S
Yakutat	0	0	0	N/S	N/S
Total	5	4	7	N/S	N/S
1st District	0	0	0	N/S	N/S
2nd District	0	0	0	N/S	N/S
3rd District	2	3	7	N/S	N/S
4th District	3	1	0	N/S	N/S

N/S - Numbers 10 or less are not compared statistically

**Superior Court Activity
Probate Filings by Case Type - Superior Court Trial Sites
FY 10**

Court	Case Type						Total
	Adoptions	Estates	Commitment Proceedings	¹ Protective Proceedings	² Minor Proceedings	Other	
Anchorage	363	476	637	404	76	23	1,979
Barrow	0	8	19	4	1	0	32
Bethel	11	10	100	19	28	0	168
Cordova	2	8	0	1	0	1	12
Craig	0	2	1	5	0	1	9
Delta Junction	0	0	0	0	0	0	0
Dillingham	1	6	18	6	2	3	36
Fairbanks	111	145	281	98	20	7	662
Glennallen	4	0	1	3	1	0	9
Homer	11	15	27	15	2	1	71
Juneau	38	72	250	21	8	0	389
Kenai	35	87	28	37	2	0	189
Ketchikan	11	33	79	18	2	1	144
Kodiak	10	19	7	7	0	0	43
Kotzebue	3	3	8	7	0	0	21
Naknek	1	0	2	2	3	0	8
Nome	0	8	21	11	0	0	40
Palmer	60	94	16	113	6	0	289
Petersburg	1	10	9	0	0	1	21
Seward	2	4	7	8	0	0	21
Sitka	5	23	17	5	0	0	50
Tok	0	0	0	0	0	0	0
Unalaska	0	1	0	0	0	0	1
Valdez	0	6	6	4	0	0	16
Wrangell	7	3	7	7	0	1	25
Sub-total	676	1,033	1,541	795	151	39	4,235
Probate Cases from District and	0	0	7	0	0	0	7
Total	676	1,033	1,548	795	151	39	4,242
% of Total	15.9	24.4	36.5	18.7	3.6	0.9	100.0
1st District	62	143	363	56	10	4	638
2nd District	3	19	48	22	1	0	93
3rd District	489	716	756	600	92	28	2,681
4th District	122	155	381	117	48	7	830

¹ Guardianships, conservatorships, etc.

² Minor Settlements, emancipations, etc.

**Superior Court Activity
Probate Filings by Case Type - Other Courts
FY 10**

Court	Case Type						Total
	Adoptions	Estates	Commitment Proceedings	¹ Protective Proceedings	² Minor Proceedings	Other	
Angoon	0	0	0	0	0	0	0
Aniak	0	0	0	0	0	0	0
Chevak	0	0	0	0	0	0	0
Emmonak	0	0	0	0	0	0	0
Fort Yukon	0	0	0	0	0	0	0
Galena	0	0	0	0	0	0	0
Haines	0	0	0	0	0	0	0
Healy	0	0	0	0	0	0	0
Hoonah	0	0	0	0	0	0	0
Kake	0	0	0	0	0	0	0
McGrath	0	0	0	0	0	0	0
Nenana	0	0	0	0	0	0	0
Sand Point	0	0	4	0	0	0	4
Skagway	0	0	0	0	0	0	0
St. Marys	0	0	0	0	0	0	0
St. Paul	0	0	3	0	0	0	3
Tanana	0	0	0	0	0	0	0
Unalakleet	0	0	0	0	0	0	0
Yakutat	0	0	0	0	0	0	0
Total	0	0	7	0	0	0	7
% of Total	-	-	100.0	-	-	-	100.0
1st District	0	0	0	0	0	0	0
2nd District	0	0	0	0	0	0	0
3rd District	0	0	7	0	0	0	7
4th District	0	0	0	0	0	0	0

¹ Guardianships, conservatorships, etc.

² Minor Settlements, emancipations, etc.

**Superior Court Activity
Probate Case Dispositions - Superior Court Trial Sites
FY 08 - FY 10**

Court	FY 08	FY 09	FY 10	Change	
				FY 08 to FY 10	FY 09 to FY 10
Anchorage	1,579	1,492	1,804	14%	21%
Barrow	28	17	14	-50%	-18%
Bethel	171	120	123	-28%	3%
Cordova	4	4	8	N/S	N/S
Craig	2	5	6	N/S	N/S
Delta Junction	0	0	0	N/S	N/S
Dillingham	13	42	19	46%	-55%
Fairbanks	683	771	729	7%	-5%
Glennallen	2	4	7	N/S	N/S
Homer	26	46	50	92%	9%
Juneau	327	335	384	17%	15%
Kenai	186	174	206	11%	18%
Ketchikan	154	180	152	-1%	-16%
Kodiak	33	49	64	94%	31%
Kotzebue	40	30	18	-55%	-40%
Naknek	0	4	4	N/S	N/S
Nome	51	67	55	8%	-18%
Palmer	215	296	211	-2%	-29%
Petersburg	15	18	18	20%	0%
Seward	7	8	12	N/S	N/S
Sitka	71	35	53	-25%	51%
Tok	0	1	1	N/S	N/S
Unalaska	2	0	0	N/S	N/S
Valdez	6	16	9	N/S	N/S
Wrangell	13	10	22	69%	N/S
Sub-total	3,628	3,724	3,969	9%	7%
Probate Cases from Other Courts	4	4	6	N/S	N/S
Total	3,632	3,728	3,975	9%	7%
1st District	582	583	635	9%	9%
2nd District	119	114	87	-27%	-24%
3rd District	2,077	2,138	2,399	16%	12%
4th District	854	893	854	0%	-4%

N/S - Numbers 10 or less are not compared statistically

**Superior Court Activity
Probate Case Dispositions - Other Courts
FY 08 - FY 10**

Court	FY 08	FY 09	FY 10	Change	
				FY 08 to FY 10	FY 09 to FY 10
Angoon	0	0	0	N/S	N/S
Aniak	0	1	1	N/S	N/S
Chevak	0	0	0	N/S	N/S
Emmonak	0	0	0	N/S	N/S
Fort Yukon	0	0	0	N/S	N/S
Galena	0	0	0	N/S	N/S
Haines	0	0	0	N/S	N/S
Healy	0	0	0	N/S	N/S
Hoonah	0	0	0	N/S	N/S
Kake	0	0	0	N/S	N/S
McGrath	0	0	0	N/S	N/S
Nenana	0	0	0	N/S	N/S
Sand Point	2	2	4	N/S	N/S
Skagway	0	0	0	N/S	N/S
St. Marys	0	0	0	N/S	N/S
St. Paul	2	1	1	N/S	N/S
Tanana	0	0	0	N/S	N/S
Unalakleet	0	0	0	N/S	N/S
Yakutat	0	0	0	N/S	N/S
Total	4	4	6	N/S	N/S
1st District	0	0	0	N/S	N/S
2nd District	0	0	0	N/S	N/S
3rd District	4	3	5	N/S	N/S
4th District	0	1	1	N/S	N/S

N/S - Numbers 10 or less are not compared statistically

**Superior Court Activity
Domestic Relations Case Filings - Superior Court Trial Sites
FY 08 - FY 10**

Court	FY 08	FY 09	FY 10	Change	
				FY 08 to FY 10	FY 09 to FY 10
Anchorage	2,369	2,571	2,680	13%	4%
Barrow	31	49	31	0%	-37%
Bethel	60	90	70	17%	-22%
Cordova	9	9	8	N/S	N/S
Craig	21	22	27	29%	23%
Delta Junction	4	11	11	N/S	0%
Dillingham	22	15	14	-36%	-7%
Fairbanks	830	746	1,029	24%	38%
Glennallen	15	21	10	N/S	N/S
Homer	41	64	83	102%	30%
Juneau	202	241	217	7%	-10%
Kenai	247	269	314	27%	17%
Ketchikan	133	118	111	-17%	-6%
Kodiak	77	77	86	12%	12%
Kotzebue	56	52	46	-18%	-12%
Naknek	1	4	3	N/S	N/S
Nome	37	47	23	-38%	-51%
Palmer	467	531	539	15%	2%
Petersburg	16	16	13	-19%	-19%
Seward	19	19	20	5%	5%
Sitka	50	48	69	38%	44%
Tok	3	12	11	N/S	-8%
Unalaska	13	9	15	15%	N/S
Valdez	17	32	29	71%	-9%
Wrangell	14	17	8	N/S	N/S
Sub-total	4,754	5,090	5,467	15%	7%
Domestic Relations Cases from Other Courts	3	12	11	N/S	-8%
Total	4,757	5,102	5,478	15%	7%
1st District	436	462	445	2%	-4%
2nd District	124	148	100	-19%	-32%
3rd District	3,297	3,624	3,804	15%	5%
4th District	900	868	1,129	25%	30%

N/S - Numbers 10 or less are not compared statistically

**Superior Court Activity
Domestic Relations Case Filings - Other Courts
FY 08 - FY 10**

Court	FY 08	FY 09	FY 10	Change	
				FY 08 to FY 10	FY 09 to FY 10
Angoon	0	0	0	N/S	N/S
Aniak	1	0	1	N/S	N/S
Chevak	0	1	0	N/S	N/S
Emmonak	0	1	2	N/S	N/S
Fort Yukon	0	0	0	N/S	N/S
Galena	0	0	0	N/S	N/S
Haines	0	0	0	N/S	N/S
Healy	1	6	2	N/S	N/S
Hoonah	0	0	0	N/S	N/S
Kake	0	0	0	N/S	N/S
McGrath	0	0	0	N/S	N/S
Nenana	0	1	3	N/S	N/S
Sand Point	0	1	2	N/S	N/S
Skagway	0	0	0	N/S	N/S
St. Marys	1	0	0	N/S	N/S
St. Paul	0	2	1	N/S	N/S
Tanana	0	0	0	N/S	N/S
Unalakleet	0	0	0	N/S	N/S
Yakutat	0	0	0	N/S	N/S
Total	3	12	11	N/S	-8%
1st District	0	0	0	N/S	N/S
2nd District	0	0	0	N/S	N/S
3rd District	0	3	3	N/S	N/S
4th District	3	9	8	N/S	N/S

N/S - Numbers 10 or less are not compared statistically

**Superior Court Activity
Domestic Relations Filings by Case Type - Superior Court Trial Sites
FY 10**

Court	Case Type				Total
	Divorce	Dissolution	Support / Custody	Other	
Anchorage	1,024	1,007	564	85	2,680
Barrow	11	6	5	9	31
Bethel	17	20	16	17	70
Cordova	2	4	2	0	8
Craig	7	9	7	4	27
Delta Junction	0	10	1	0	11
Dillingham	11	3	0	0	14
Fairbanks	451	359	178	41	1,029
Glennallen	2	4	1	3	10
Homer	27	44	10	2	83
Juneau	73	100	43	1	217
Kenai	122	111	74	7	314
Ketchikan	37	42	32	0	111
Kodiak	34	39	10	3	86
Kotzebue	15	10	10	11	46
Naknek	1	2	0	0	3
Nome	6	2	7	8	23
Palmer	210	204	112	13	539
Petersburg	5	6	2	0	13
Seward	4	12	1	3	20
Sitka	25	38	6	0	69
Tok	3	3	5	0	11
Unalaska	7	6	1	1	15
Valdez	6	17	6	0	29
Wrangell	2	2	4	0	8
Sub-total	2,102	2,060	1,097	208	5,467
Domestic Relations Cases from Other Courts	4	5	2	0	11
Total	2,106	2,065	1,099	208	5,478
% of Total	38.4	37.7	20.1	3.8	100.0
1st District	149	197	94	5	445
2nd District	32	18	22	28	100
3rd District	1,452	1,453	782	117	3,804
4th District	473	397	201	58	1,129

**Superior Court Activity
Domestic Relations Filings by Case Type - Other Courts
FY 10**

Court	Case Type				Total
	Divorce	Dissolution	Support / Custody	Other	
Angoon	0	0	0	0	0
Aniak	0	1	0	0	1
Chevak	0	0	0	0	0
Emmonak	0	2	0	0	2
Fort Yukon	0	0	0	0	0
Galena	0	0	0	0	0
Haines	0	0	0	0	0
Healy	0	2	0	0	2
Hoonah	0	0	0	0	0
Kake	0	0	0	0	0
McGrath	0	0	0	0	0
Nenana	2	0	1	0	3
Sand Point	1	0	1	0	2
Skagway	0	0	0	0	0
St. Marys	0	0	0	0	0
St. Paul	1	0	0	0	1
Tanana	0	0	0	0	0
Unalakleet	0	0	0	0	0
Yakutat	0	0	0	0	0
Total	4	5	2	0	11
% of Total	36.3	45.5	18.2	0.0	100.0
1st District	0	0	0	0	0
2nd District	0	0	0	0	0
3rd District	2	0	1	0	3
4th District	2	5	1	0	8

**Superior Court Activity
Domestic Relations Case Dispositions - Superior Court Trial Sites
FY 08 - FY 10**

Court	FY 08	FY 09	FY 10	Change	
				FY 08 to FY 10	FY 09 to FY 10
Anchorage	2,232	2,585	2,458	10%	-5%
Barrow	35	23	48	37%	109%
Bethel	42	88	73	74%	-17%
Cordova	7	10	10	N/S	N/S
Craig	8	23	28	N/S	22%
Delta Junction	4	9	13	N/S	N/S
Dillingham	29	14	9	N/S	N/S
Fairbanks	841	763	957	14%	25%
Glennallen	10	21	13	N/S	-38%
Homer	32	47	87	172%	85%
Juneau	194	217	214	10%	-1%
Kenai	233	299	290	24%	-3%
Ketchikan	134	126	102	-24%	-19%
Kodiak	70	65	83	19%	28%
Kotzebue	43	46	53	23%	15%
Naknek	1	5	3	N/S	N/S
Nome	41	54	26	-37%	-52%
Palmer	463	535	545	18%	2%
Petersburg	13	17	17	31%	0%
Seward	23	15	24	4%	60%
Sitka	57	48	65	14%	35%
Tok	2	8	10	N/S	N/S
Unalaska	20	11	13	-35%	18%
Valdez	22	27	28	27%	4%
Wrangell	13	16	12	-8%	-25%
Sub-total	4,569	5,072	5,181	13%	2%
Domestic Relations Cases from Other Courts	2	9	12	N/S	N/S
Total	4,571	5,081	5,193	14%	2%
1st District	419	447	438	5%	-2%
2nd District	119	123	127	7%	3%
3rd District	3,143	3,635	3,566	13%	-2%
4th District	890	876	1,062	19%	21%

N/S - Numbers 10 or less are not compared statistically

**Superior Court Activity
Domestic Relations Case Dispositions - Other Courts
FY 08 - FY 10**

Court	FY 08	FY 09	FY 10	Change	
				FY 08 to FY 10	FY 09 to FY 10
Angoon	0	0	0	N/S	N/S
Aniak	0	1	1	N/S	N/S
Chevak	0	0	1	N/S	N/S
Emmonak	0	0	2	N/S	N/S
Fort Yukon	0	0	0	N/S	N/S
Galena	0	0	0	N/S	N/S
Haines	0	0	0	N/S	N/S
Healy	0	6	3	N/S	N/S
Hoonah	0	0	0	N/S	N/S
Kake	0	0	0	N/S	N/S
McGrath	0	0	0	N/S	N/S
Nenana	1	1	1	N/S	N/S
Sand Point	0	0	2	N/S	N/S
Skagway	0	0	0	N/S	N/S
St. Marys	0	0	1	N/S	N/S
St. Paul	1	1	1	N/S	N/S
Tanana	0	0	0	N/S	N/S
Unalakleet	0	0	0	N/S	N/S
Yakutat	0	0	0	N/S	N/S
Total	2	9	12	N/S	N/S
1st District	0	0	0	N/S	N/S
2nd District	0	0	0	N/S	N/S
3rd District	1	1	3	N/S	N/S
4th District	1	8	9	N/S	N/S

N/S - Numbers 10 or less are not compared statistically

**Superior Court Activity
Domestic Relations Case Dispositions by Manner of Disposition -
Superior Court Trial Sites
FY 10**

Court	Stage of Disposition				Total
	Dismissed	Diss./Div. Hearing	Trial	Other	
Anchorage	406	1,543	268	241	2,458
Barrow	10	16	6	16	48
Bethel	16	33	5	19	73
Cordova	1	8	0	1	10
Craig	6	11	0	11	28
Delta Junction	3	10	0	0	13
Dillingham	0	7	2	0	9
Fairbanks	149	638	68	102	957
Glennallen	2	7	0	4	13
Homer	5	47	5	30	87
Juneau	35	144	1	34	214
Kenai	43	177	22	48	290
Ketchikan	22	66	2	12	102
Kodiak	13	55	15	0	83
Kotzebue	15	14	4	20	53
Naknek	0	3	0	0	3
Nome	4	6	4	12	26
Palmer	81	346	63	55	545
Petersburg	1	14	0	2	17
Seward	4	14	1	5	24
Sitka	10	46	2	7	65
Tok	3	7	0	0	10
Unalaska	3	9	0	1	13
Valdez	5	21	1	1	28
Wrangell	1	5	0	6	12
Sub-total	838	3,247	469	627	5,181
Domestic Relations Cases from Other Courts	2	10	0	0	12
Total	840	3,257	469	627	5,193
% of Total	16.2	62.7	9.0	12.1	100.0
1st District	75	286	5	72	438
2nd District	29	36	14	48	127
3rd District	564	2,239	377	386	3,566
4th District	172	696	73	121	1,062

**Superior Court Activity
Domestic Relations Case Dispositions by Manner of Disposition -
Other Courts
FY 10**

Court	Stage of Disposition				Total
	Dismissed	Diss./Div. Hearing	Trial	Other	
Angoon	0	0	0	0	0
Aniak	0	1	0	0	1
Chevak	0	1	0	0	1
Emmonak	0	2	0	0	2
Fort Yukon	0	0	0	0	0
Galena	0	0	0	0	0
Haines	0	0	0	0	0
Healy	0	3	0	0	3
Hoonah	0	0	0	0	0
Kake	0	0	0	0	0
McGrath	0	0	0	0	0
Nenana	1	0	0	0	1
Sand Point	0	2	0	0	2
Skagway	0	0	0	0	0
St. Marys	0	1	0	0	1
St. Paul	1	0	0	0	1
Tanana	0	0	0	0	0
Unalakleet	0	0	0	0	0
Yakutat	0	0	0	0	0
Total	2	10	0	0	12
% of Total	16.7	83.3	0.0	0.0	100.0
1st District	0	0	0	0	0
2nd District	0	0	0	0	0
3rd District	1	2	0	0	3
4th District	1	8	0	0	9

**Superior Court Activity
General Civil Case Filings - Superior Court Trial Sites
FY 08 - FY 10**

Court	FY 08	FY 09	FY 10	Change	
				FY 08 to FY 10	FY 09 to FY 10
Anchorage	1,464	1,437	1,388	-5%	-3%
Barrow	16	25	25	56%	0%
Bethel	85	112	76	-11%	-32%
Cordova	2	5	2	N/S	N/S
Craig	4	15	10	N/S	N/S
Delta Junction	0	0	0	N/S	N/S
Dillingham	31	10	27	-13%	N/S
Fairbanks	301	321	293	-3%	-9%
Glennallen	9	7	3	N/S	N/S
Homer	37	49	35	-5%	-29%
Juneau	155	165	173	12%	5%
Kenai	139	159	143	3%	-10%
Ketchikan	83	73	62	-25%	-15%
Kodiak	37	41	25	-32%	-39%
Kotzebue	19	15	13	-32%	-13%
Naknek	9	8	15	N/S	N/S
Nome	35	61	51	46%	-16%
Palmer	242	245	222	-8%	-9%
Petersburg	11	13	12	9%	-8%
Seward	4	7	14	N/S	N/S
Sitka	39	36	38	-3%	6%
Tok	1	1	2	N/S	N/S
Unalaska	1	10	9	N/S	N/S
Valdez	11	14	7	N/S	N/S
Wrangell	8	3	5	N/S	N/S
Sub-total	2,743	2,832	2,650	-3%	-6%
General Civil Cases from Other Courts	8	3	0	N/S	N/S
Total	2,751	2,835	2,650	-4%	-7%
1st District	300	305	300	0%	-2%
2nd District	70	101	89	27%	-12%
3rd District	1,987	1,992	1,890	-5%	-5%
4th District	394	437	371	-6%	-15%

N/S - Numbers 10 or less are not compared statistically

**Superior Court Activity
General Civil Case Filings - Other Courts
FY 08 - FY 10**

Court	FY 08	FY 09	FY 10	Change	
				FY 08 to FY 10	FY 09 to FY 10
Angoon	0	0	0	N/S	N/S
Aniak	3	1	0	N/S	N/S
Chevak	3	0	0	N/S	N/S
Emmonak	0	0	0	N/S	N/S
Fort Yukon	0	0	0	N/S	N/S
Galena	0	0	0	N/S	N/S
Haines	0	0	0	N/S	N/S
Healy	0	0	0	N/S	N/S
Hoonah	0	0	0	N/S	N/S
Kake	0	0	0	N/S	N/S
McGrath	1	0	0	N/S	N/S
Nenana	0	1	0	N/S	N/S
Sand Point	1	0	0	N/S	N/S
Skagway	0	0	0	N/S	N/S
St. Marys	0	1	0	N/S	N/S
St. Paul	0	0	0	N/S	N/S
Tanana	0	0	0	N/S	N/S
Unalakleet	0	0	0	N/S	N/S
Yakutat	0	0	0	N/S	N/S
Total	8	3	0	N/S	N/S
1st District	0	0	0	N/S	N/S
2nd District	0	0	0	N/S	N/S
3rd District	1	0	0	N/S	N/S
4th District	7	3	0	N/S	N/S

N/S - Numbers 10 or less are not compared statistically

**Superior Court Activity
General Civil Filings by Case Type - Superior Court Trial Sites
FY 10**

Court	Case Type					Total
	Admin. Review	Debt/ Contract	Tort	Real Prop/ Eviction	Other	
Anchorage	181	169	461	69	508	1,388
Barrow	1	0	10	1	13	25
Bethel	0	2	30	3	41	76
Cordova	0	0	0	1	1	2
Craig	2	0	1	1	6	10
Delta Junction	0	0	0	0	0	0
Dillingham	1	1	4	2	19	27
Fairbanks	33	27	74	31	128	293
Glennallen	0	0	1	0	2	3
Homer	1	2	5	5	22	35
Juneau	13	15	28	19	98	173
Kenai	37	5	39	9	53	143
Ketchikan	6	4	15	10	27	62
Kodiak	0	1	3	1	20	25
Kotzebue	0	1	3	1	8	13
Naknek	0	1	2	9	3	15
Nome	0	3	13	3	32	51
Palmer	23	17	68	28	86	222
Petersburg	0	4	1	0	7	12
Seward	5	0	2	0	7	14
Sitka	5	2	5	6	20	38
Tok	0	1	0	0	1	2
Unalaska	0	0	3	0	6	9
Valdez	1	2	1	1	2	7
Wrangell	1	0	0	1	3	5
Sub-total	310	257	769	201	1,113	2,650
General Civil Cases from Other Courts	0	0	0	0	0	0
Total	310	257	769	201	1,113	2,650
% of Total	11.7	9.7	29.0	7.6	42.0	100.0
1st District	27	25	50	37	161	300
2nd District	1	4	26	5	53	89
3rd District	249	198	589	125	729	1,890
4th District	33	30	104	34	170	371

**Superior Court Activity
General Civil Filings by Case Type - Other Courts
FY 10**

Court	Case Type					Total
	Admin. Review	Debt/ Contract	Tort	Real Prop/ Eviction	Other	
Angoon	0	0	0	0	0	0
Aniak	0	0	0	0	0	0
Chevak	0	0	0	0	0	0
Emmonak	0	0	0	0	0	0
Fort Yukon	0	0	0	0	0	0
Galena	0	0	0	0	0	0
Haines	0	0	0	0	0	0
Healy	0	0	0	0	0	0
Hoonah	0	0	0	0	0	0
Kake	0	0	0	0	0	0
McGrath	0	0	0	0	0	0
Nenana	0	0	0	0	0	0
Sand Point	0	0	0	0	0	0
Skagway	0	0	0	0	0	0
St. Marys	0	0	0	0	0	0
St. Paul	0	0	0	0	0	0
Tanana	0	0	0	0	0	0
Unalakleet	0	0	0	0	0	0
Yakutat	0	0	0	0	0	0
Total	0	0	0	0	0	0
% of Total	0.0	0.0	0.0	0.0	0.0	0.0
1st District	0	0	0	0	0	0
2nd District	0	0	0	0	0	0
3rd District	0	0	0	0	0	0
4th District	0	0	0	0	0	0

**Superior Courts
General Civil Case Types
FY 10**

Administrative Review

Administrative Appeal
Appeal from District Court
Petition for Review

Debt / Contract

Debt - General
Other Contract

Tort

Personal Injury - Auto
Personal Injury - Other
Wrongful Death
Property Damage - Auto
Property Damage - Other
Medical Malpractice
Legal Malpractice
Other Malpractice

Eviction/Real Property

Foreclosure
Quiet Title
Condemnation
Forcible Entry and Detainer
Real Estate Matter

Other

Change of Name	Coroner
Election Contest or Recount Appeal	Order to Show Cause
Injunctive Relief	Contempt
Application for Post-Conviction Relief	Other
Habeas Corpus	
Registration of Foreign Judgment	

Deliberately left blank

**Superior Court Activity
General Civil Case Dispositions - Superior Court Trial Sites
FY 08 - FY 10**

Court	FY 08	FY 09	FY 10	Change	
				FY 08 to FY 10	FY 09 to FY 10
Anchorage	1,450	1,420	1,338	-8%	-6%
Barrow	21	18	19	-10%	6%
Bethel	105	101	87	-17%	-14%
Cordova	2	3	4	N/S	N/S
Craig	4	10	5	N/S	N/S
Delta Junction	0	0	0	N/S	N/S
Dillingham	27	13	13	-52%	0%
Fairbanks	327	314	299	-9%	-5%
Glennallen	8	4	7	N/S	N/S
Homer	26	38	46	77%	21%
Juneau	168	166	170	1%	2%
Kenai	120	165	171	43%	4%
Ketchikan	78	77	72	-8%	-6%
Kodiak	36	29	31	-14%	7%
Kotzebue	38	18	16	-58%	-11%
Naknek	8	7	12	N/S	N/S
Nome	42	68	38	-10%	-44%
Palmer	237	269	223	-6%	-17%
Petersburg	8	13	15	N/S	15%
Seward	2	7	14	N/S	N/S
Sitka	39	40	36	-8%	-10%
Tok	0	2	1	N/S	N/S
Unalaska	5	5	11	N/S	N/S
Valdez	15	5	7	N/S	N/S
Wrangell	12	3	4	N/S	N/S
Sub-total	2,778	2,795	2,639	-5%	-6%
General Civil Cases from Other Courts	2	10	4	N/S	N/S
Total	2,780	2,805	2,643	-5%	-6%
1st District	309	309	302	-2%	-2%
2nd District	101	104	73	-28%	-30%
3rd District	1,937	1,965	1,878	-3%	-4%
4th District	433	427	390	-10%	-9%

N/S - Numbers 10 or less are not compared statistically

**Superior Court Activity
General Civil Case Dispositions - Other Courts
FY 08 - FY 10**

Court	FY 08	FY 09	FY 10	Change	
				FY 08 to FY 10	FY 09 to FY 10
Angoon	0	0	0	N/S	N/S
Aniak	0	2	2	N/S	N/S
Chevak	0	3	0	N/S	N/S
Emmonak	0	0	0	N/S	N/S
Fort Yukon	0	0	0	N/S	N/S
Galena	0	0	0	N/S	N/S
Haines	0	0	0	N/S	N/S
Healy	1	0	0	N/S	N/S
Hoonah	0	0	0	N/S	N/S
Kake	0	0	0	N/S	N/S
McGrath	0	1	0	N/S	N/S
Nenana	0	1	0	N/S	N/S
Sand Point	1	0	0	N/S	N/S
Skagway	0	0	0	N/S	N/S
St. Marys	0	3	1	N/S	N/S
St. Paul	0	0	1	N/S	N/S
Tanana	0	0	0	N/S	N/S
Unalakleet	0	0	0	N/S	N/S
Yakutat	0	0	0	N/S	N/S
Total	2	10	4	N/S	N/S
1st District	0	0	0	N/S	N/S
2nd District	0	0	0	N/S	N/S
3rd District	1	0	1	N/S	N/S
4th District	1	10	3	N/S	N/S

N/S - Numbers 10 or less are not compared statistically

**Superior Court Activity
General Civil Case Dispositions by Manner of Disposition -
Superior Court Trial Sites
FY 10**

Court	Stage of Disposition						Total
	Dismiss / Settle	Default Judgment	Summary Judgment	Court Trial	Jury Trial	Other	
Anchorage	791	42	97	16	6	386	1,338
Barrow	9	2	2	1	0	5	19
Bethel	46	0	1	0	2	38	87
Cordova	1	0	1	0	0	2	4
Craig	3	0	0	0	0	2	5
Delta Junction	0	0	0	0	0	0	0
Dillingham	6	1	1	5	0	0	13
Fairbanks	160	12	17	4	1	105	299
Glennallen	0	0	0	0	0	7	7
Homer	17	5	4	0	1	19	46
Juneau	53	23	1	2	0	91	170
Kenai	99	6	5	1	3	57	171
Ketchikan	41	4	7	1	0	19	72
Kodiak	12	3	2	0	1	13	31
Kotzebue	9	1	0	0	0	6	16
Naknek	3	6	2	0	0	1	12
Nome	13	0	0	0	0	25	38
Palmer	109	13	14	6	1	80	223
Petersburg	5	2	1	0	0	7	15
Seward	5	0	0	0	0	9	14
Sitka	15	3	2	0	0	16	36
Tok	0	0	1	0	0	0	1
Unalaska	3	0	1	0	0	7	11
Valdez	6	0	1	0	0	0	7
Wrangell	0	1	0	0	0	3	4
Sub-total	1,406	124	160	36	15	898	2,639
General Civil Cases from Other Courts	2	0	1	0	1	0	4
Total	1,408	124	161	36	16	898	2,643
% of Total	53.3	4.7	6.1	1.3	0.6	34.0	100.0
1st District	117	33	11	3	0	138	302
2nd District	31	3	2	1	0	36	73
3rd District	1,053	76	128	28	12	581	1,878
4th District	207	12	20	4	4	143	390

**Superior Court Activity
General Civil Case Dispositions by Manner of Disposition - Other Courts
FY 10**

Court	Stage of Disposition						Total
	Dismiss / Settle	Default Judgment	Summary Judgment	Court Trial	Jury Trial	Other	
Angoon	0	0	0	0	0	0	0
Aniak	1	0	0	0	1	0	2
Chevak	0	0	0	0	0	0	0
Emmonak	0	0	0	0	0	0	0
Fort Yukon	0	0	0	0	0	0	0
Galena	0	0	0	0	0	0	0
Haines	0	0	0	0	0	0	0
Healy	0	0	0	0	0	0	0
Hoonah	0	0	0	0	0	0	0
Kake	0	0	0	0	0	0	0
McGrath	0	0	0	0	0	0	0
Nenana	0	0	0	0	0	0	0
Sand Point	0	0	0	0	0	0	0
Skagway	0	0	0	0	0	0	0
St. Marys	0	0	1	0	0	0	1
St. Paul	1	0	0	0	0	0	1
Tanana	0	0	0	0	0	0	0
Unalakleet	0	0	0	0	0	0	0
Yakutat	0	0	0	0	0	0	0
Total	2	0	1	0	1	0	4
% of Total	50.0	0.0	25.0	0.0	25.0	0.0	100.0
1st District	0	0	0	0	0	0	0
2nd District	0	0	0	0	0	0	0
3rd District	1	0	0	0	0	0	1
4th District	1	0	1	0	1	0	3

**Superior Court Activity
CINA Case Filings - Superior Court Trial Sites
FY 08 - FY 10**

Court	FY 08	FY 09	FY 10	Change	
				FY 08 to FY 10	FY 09 to FY 10
Anchorage	598	630	623	4%	-1%
Barrow	16	9	11	-31%	N/S
Bethel	124	132	112	-10%	-15%
Cordova	3	1	2	N/S	N/S
Craig	10	0	4	N/S	N/S
Delta Junction	0	0	0	N/S	N/S
Dillingham	8	4	6	N/S	N/S
Fairbanks	172	184	232	35%	26%
Glennallen	5	11	11	N/S	0%
Homer	12	7	13	8%	N/S
Juneau	46	50	71	54%	42%
Kenai	69	46	80	16%	74%
Ketchikan	31	17	35	13%	106%
Kodiak	4	1	13	N/S	N/S
Kotzebue	52	50	28	-46%	-44%
Naknek	5	5	5	N/S	N/S
Nome	68	46	21	-69%	-54%
Palmer	142	177	235	65%	33%
Petersburg	0	0	1	N/S	N/S
Seward	0	0	2	N/S	N/S
Sitka	11	9	7	N/S	N/S
Tok	0	0	0	N/S	N/S
Unalaska	1	2	1	N/S	N/S
Valdez	4	2	12	N/S	N/S
Wrangell	0	0	0	N/S	N/S
Sub-total	1,381	1,383	1,525	10%	10%
CINA Cases from Other Courts	19	4	1	N/S	N/S
Total	1,400	1,387	1,526	9%	10%
1st District	98	76	118	20%	55%
2nd District	136	105	60	-56%	-43%
3rd District	851	890	1,004	18%	13%
4th District	315	316	344	9%	9%

N/S - Numbers 10 or less are not compared statistically

**Superior Court Activity
CINA Case Filings - Other Courts
FY 08 - FY 10**

Court	FY 08	FY 09	FY 10	Change	
				FY 08 to FY 10	FY 09 to FY 10
Angoon	0	0	0	N/S	N/S
Aniak	0	0	0	N/S	N/S
Chevak	10	0	0	N/S	N/S
Emmonak	0	0	0	N/S	N/S
Fort Yukon	0	0	0	N/S	N/S
Galena	0	0	0	N/S	N/S
Haines	0	0	0	N/S	N/S
Healy	0	0	0	N/S	N/S
Hoonah	0	0	0	N/S	N/S
Kake	0	0	0	N/S	N/S
McGrath	0	0	0	N/S	N/S
Nenana	0	0	0	N/S	N/S
Sand Point	0	0	1	N/S	N/S
Skagway	0	0	0	N/S	N/S
St. Marys	9	0	0	N/S	N/S
St. Paul	0	4	0	N/S	N/S
Tanana	0	0	0	N/S	N/S
Unalakleet	0	0	0	N/S	N/S
Yakutat	0	0	0	N/S	N/S
Total	19	4	1	N/S	N/S
1st District	0	0	0	N/S	N/S
2nd District	0	0	0	N/S	N/S
3rd District	0	4	1	N/S	N/S
4th District	19	0	0	N/S	N/S

N/S - Numbers 10 or less are not compared statistically

**Superior Court Activity
Delinquency Case Filings - Superior Court Trial Sites
FY 08 - FY 10**

Court	FY 08	FY 09	FY 10	Change	
				FY 08 to FY 10	FY 09 to FY 10
Anchorage	550	501	545	-1%	9%
Barrow	40	33	29	-27%	-12%
Bethel	64	66	66	3%	0%
Cordova	5	2	8	N/S	N/S
Craig	18	10	4	N/S	N/S
Delta Junction	4	1	3	N/S	N/S
Dillingham	49	23	18	-63%	-22%
Fairbanks	122	115	84	-31%	-27%
Glennallen	2	3	2	N/S	N/S
Homer	11	15	11	0%	-27%
Juneau	97	51	68	-30%	33%
Kenai	77	62	58	-25%	-6%
Ketchikan	34	33	31	-9%	-6%
Kodiak	85	67	32	-62%	-52%
Kotzebue	32	33	27	-16%	-18%
Naknek	3	3	8	N/S	N/S
Nome	74	75	64	-14%	-15%
Palmer	108	68	84	-22%	24%
Petersburg	8	13	4	N/S	N/S
Seward	0	0	0	N/S	N/S
Sitka	18	11	12	-33%	9%
Tok	1	2	4	N/S	N/S
Unalaska	6	1	1	N/S	N/S
Valdez	14	7	6	N/S	N/S
Wrangell	16	14	9	N/S	N/S
Sub-total	1,438	1,209	1,178	-18%	-3%
Delinquency Cases from Other Courts	15	24	33	120%	38%
Total	1,453	1,233	1,211	-17%	-2%
1st District	191	132	128	-33%	-3%
2nd District	146	141	120	-18%	-15%
3rd District	910	755	781	-14%	3%
4th District	206	205	182	-12%	-11%

N/S - Numbers 10 or less are not compared statistically

**Superior Court Activity
Delinquency Case Filings - Other Courts
FY 08 - FY 10**

Court	FY 08	FY 09	FY 10	Change	
				FY 08 to FY 10	FY 09 to FY 10
Angoon	0	0	0	N/S	N/S
Aniak	0	2	0	N/S	N/S
Chevak	1	1	1	N/S	N/S
Emmonak	0	0	4	N/S	N/S
Fort Yukon	8	3	2	N/S	N/S
Galena	2	10	10	N/S	N/S
Haines	0	0	0	N/S	N/S
Healy	0	0	0	N/S	N/S
Hoonah	0	0	0	N/S	N/S
Kake	0	0	0	N/S	N/S
McGrath	0	0	0	N/S	N/S
Nenana	0	4	2	N/S	N/S
Sand Point	0	2	8	N/S	N/S
Skagway	0	0	0	N/S	N/S
St. Marys	4	1	5	N/S	N/S
St. Paul	0	1	0	N/S	N/S
Tanana	0	0	1	N/S	N/S
Unalakleet	0	0	0	N/S	N/S
Yakutat	0	0	0	N/S	N/S
Total	15	24	33	120%	38%
1st District	0	0	0	N/S	N/S
2nd District	0	0	0	N/S	N/S
3rd District	0	3	8	N/S	N/S
4th District	15	21	25	67%	19%

N/S - Numbers 10 or less are not compared statistically

**Superior Court Activity
CINA and Delinquency Filings by Case Type - Superior Court Trial Sites
FY 10**

Court	Child in Need of Aid	Petitions to Terminate Parent Rights	Total	Delinquency	Petitions to Revoke Probation	Total
Anchorage	377	246	623	365	180	545
Barrow	9	2	11	17	12	29
Bethel	77	35	112	50	16	66
Cordova	2	0	2	7	1	8
Craig	4	0	4	3	1	4
Delta Junction	0	0	0	3	0	3
Dillingham	2	4	6	13	5	18
Fairbanks	163	69	232	61	23	84
Glennallen	11	0	11	1	1	2
Homer	12	1	13	9	2	11
Juneau	64	7	71	68	0	68
Kenai	44	36	80	44	14	58
Ketchikan	25	10	35	22	9	31
Kodiak	13	0	13	23	9	32
Kotzebue	20	8	28	19	8	27
Naknek	5	0	5	7	1	8
Nome	18	3	21	37	27	64
Palmer	164	71	235	72	12	84
Petersburg	1	0	1	2	2	4
Seward	2	0	2	0	0	0
Sitka	7	0	7	10	2	12
Tok	0	0	0	2	2	4
Unalaska	1	0	1	1	0	1
Valdez	12	0	12	5	1	6
Wrangell	0	0	0	7	2	9
Sub-total	1,033	492	1,525	848	330	1,178
CINA and Delinquency Cases from Other Courts	1	0	1	25	8	33
Total	1,034	492	1,526	873	338	1,211
% of Total	67.8	32.2	100.0	72.1	27.9	100.0
1st District	101	17	118	112	16	128
2nd District	47	13	60	73	47	120
3rd District	646	358	1,004	554	227	781
4th District	240	104	344	134	48	182

Shaded numbers: Any petitions to revoke probation are included in the delinquency filing number.

**Superior Court Activity
CINA and Delinquency Filings by Case Type - Other Courts
FY 10**

Court	Child in Need of Aid	Petitions to Terminate Parent Rights	Total	Delinquency	Petitions to Revoke Probation	Total
Angoon	0	0	0	0	0	0
Aniak	0	0	0	0	0	0
Chevak	0	0	0	1	0	1
Emmonak	0	0	0	4	0	4
Fort Yukon	0	0	0	0	2	2
Galena	0	0	0	8	2	10
Haines	0	0	0	0	0	0
Healy	0	0	0	0	0	0
Hoonah	0	0	0	0	0	0
Kake	0	0	0	0	0	0
McGrath	0	0	0	0	0	0
Nenana	0	0	0	1	1	2
Sand Point	1	0	1	7	1	8
Skagway	0	0	0	0	0	0
St. Marys	0	0	0	3	2	5
St. Paul	0	0	0	0	0	0
Tanana	0	0	0	1	0	1
Unalakleet	0	0	0	0	0	0
Yakutat	0	0	0	0	0	0
Total	1	0	1	25	8	33
% of Total	100.0	0.0	100.0	75.8	24.2	100.0
1st District	0	0	0	0	0	0
2nd District	0	0	0	0	0	0
3rd District	1	0	1	7	1	8
4th District	0	0	0	18	7	25

Shaded numbers: Any petitions to revoke probation are included in the delinquency filing number.

District Courts



District Court Activity
Total Case Filings - Superior Court Trial Sites
FY 08 - FY 10

Court	FY 08	FY 09	FY 10	Change	
				FY 08 to FY 10	FY 09 to FY 10
Anchorage	55,052	56,577	60,018	9%	6%
Barrow	1,047	890	1,064	2%	20%
Bethel	2,026	1,648	1,789	-12%	9%
Cordova	292	306	419	43%	37%
Craig	726	665	676	-7%	2%
Delta Junction	1,526	1,087	1,184	-22%	9%
Dillingham	842	902	816	-3%	-10%
Fairbanks	15,692	15,543	17,460	11%	12%
Glennallen	1,378	2,041	2,486	80%	22%
Homer	1,682	2,346	1,727	3%	-26%
Juneau	4,522	4,241	5,435	20%	28%
Kenai	9,269	9,329	9,463	2%	1%
Ketchikan	2,732	2,692	2,438	-11%	-9%
Kodiak	2,273	2,065	1,653	-27%	-20%
Kotzebue	1,284	1,031	916	-29%	-11%
Naknek	376	320	354	-6%	11%
Nome	1,514	1,317	1,253	-17%	-5%
Palmer	20,944	20,159	21,710	4%	8%
Petersburg	314	452	357	14%	-21%
Seward	3,126	2,589	2,576	-18%	-1%
Sitka	1,309	904	814	-38%	-10%
Tok	772	779	454	-41%	-42%
Unalaska	628	650	590	-6%	-9%
Valdez	548	637	604	10%	-5%
Wrangell	184	204	167	-9%	-18%
Sub-total	130,058	129,374	136,423	5%	5%
District Court Cases from Other Courts	5,344	4,866	4,159	-22%	-15%
Total	135,402	134,240	140,582	4%	5%
1st District	10,702	9,909	10,645	-1%	7%
2nd District	4,084	3,377	3,385	-17%	0%
3rd District	96,629	98,131	102,635	6%	5%
4th District	23,987	22,823	23,917	0%	5%

**District Court Activity
Total Case Filings - Other Courts
FY 08 - FY 10**

Court	FY 08	FY 09	FY 10	Change	
				FY 08 to FY 10	FY 09 to FY 10
Angoon	80	51	64	-20%	25%
Aniak	194	162	143	-26%	-12%
Chevak	341	327	437	28%	34%
Emmonak	464	416	296	-36%	-29%
Fort Yukon	110	96	69	-37%	-28%
Galena	203	141	176	-13%	25%
Haines	375	249	238	-37%	-4%
Healy	1,572	1,648	821	-48%	-50%
Hoonah	146	113	167	14%	48%
Kake	39	51	47	21%	-8%
McGrath	45	64	17	-62%	-73%
Nenana	766	699	785	2%	12%
Sand Point	154	163	174	13%	7%
Skagway	147	145	114	-22%	-21%
St. Marys	256	198	256	0%	29%
St. Paul	65	47	45	-31%	-4%
Tanana	20	15	30	50%	100%
Unalakleet	239	139	152	-36%	9%
Yakutat	128	142	128	0%	-10%
Total	5,344	4,866	4,159	-22%	-15%
1st District	915	751	758	-17%	1%
2nd District	239	139	152	-36%	9%
3rd District	219	210	219	0%	4%
4th District	3,971	3,766	3,030	-24%	-20%

N/S - Numbers 10 or less are not compared statistically

**District Court Activity
Total Case Dispositions - Superior Court Trial Sites
FY 08 - FY 10**

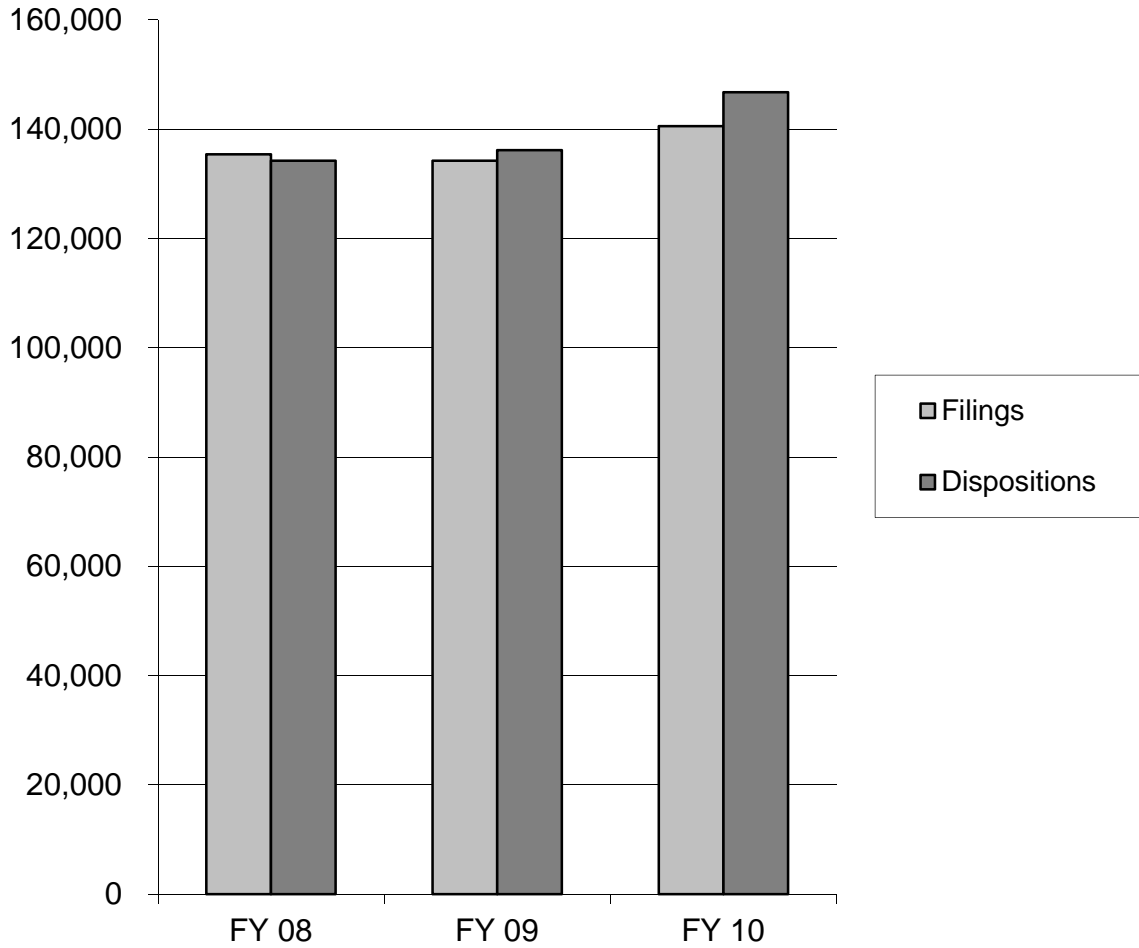
Court	FY 08	FY 09	FY 10	Change	
				FY 08 to FY 10	FY 09 to FY 10
Anchorage	52,992	56,853	60,705	15%	7%
Barrow	1,077	815	1,071	-1%	31%
Bethel	2,061	1,736	1,791	-13%	3%
Cordova	301	293	393	31%	34%
Craig	743	633	699	-6%	10%
Delta Junction	1,519	1,119	1,161	-24%	4%
Dillingham	805	983	713	-11%	-27%
Fairbanks	15,494	15,621	17,382	12%	11%
Glennallen	1,362	1,955	2,397	76%	23%
Homer	1,561	2,211	1,720	10%	-22%
Juneau	4,691	4,915	10,270	119%	109%
Kenai	9,208	9,660	9,716	6%	1%
Ketchikan	2,819	2,509	2,736	-3%	9%
Kodiak	2,212	2,229	1,718	-22%	-23%
Kotzebue	1,223	1,138	924	-24%	-19%
Naknek	335	463	358	7%	-23%
Nome	1,399	1,411	1,281	-8%	-9%
Palmer	21,766	20,740	21,176	-3%	2%
Petersburg	375	471	393	5%	-17%
Seward	2,882	2,578	2,770	-4%	7%
Sitka	1,306	953	886	-32%	-7%
Tok	862	773	488	-43%	-37%
Unalaska	554	661	517	-7%	-22%
Valdez	532	648	650	22%	0%
Wrangell	173	206	185	7%	-10%
Sub-total	128,252	131,574	142,100	11%	8%
District Court Cases from Other Courts	5,992	4,623	4,688	-22%	1%
Total	134,244	136,197	146,788	9%	8%
1st District	11,010	10,420	16,032	46%	54%
2nd District	3,948	3,525	3,443	-13%	-2%
3rd District	94,701	99,499	103,068	9%	4%
4th District	24,585	22,753	24,245	-1%	7%

**District Court Activity
Totals Case Dispositions - Other Courts
FY 08 - FY 10**

Court	FY 08	FY 09	FY 10	Change	
				FY 08 to FY 10	FY 09 to FY 10
Angoon	60	36	156	160%	333%
Aniak	179	155	166	-7%	7%
Chevak	337	293	466	38%	59%
Emmonak	453	431	299	-34%	-31%
Fort Yukon	109	62	50	-54%	-19%
Galena	186	144	174	-6%	21%
Haines	337	266	232	-31%	-13%
Healy	1,782	1,438	1,186	-33%	-18%
Hoonah	179	123	168	-6%	37%
Kake	56	45	53	-5%	18%
McGrath	54	60	30	-44%	-50%
Nenana	1,262	702	781	-38%	11%
Sand Point	132	169	189	43%	12%
Skagway	138	139	129	-7%	-7%
St. Marys	260	208	247	-5%	19%
St. Paul	59	56	46	-22%	-18%
Tanana	27	11	24	-11%	118%
Unalakleet	249	161	167	-33%	4%
Yakutat	133	124	125	-6%	1%
Total	5,992	4,623	4,688	-22%	1%
1st District	903	733	863	-4%	18%
2nd District	249	161	167	-33%	4%
3rd District	191	225	235	23%	4%
4th District	4,649	3,504	3,423	-26%	-2%

N/S - Numbers 10 or less are not compared statistically

**District Court Activity
Filing and Disposition Trends
FY 08 - FY 10**



<u>Category</u>	<u>FY 08</u>	<u>FY 09</u>	<u>FY 10</u>
Filings	135,402	134,240	140,582
Dispositions	134,244	136,197	146,788

Deliberately left blank

**District Court Activity
Clearance Rates - Superior Court Trial Sites
FY 09 & FY 10**

Court	Non-Minor Off Filings	Change From FY 09	Minor Offense Filings	Change From FY 09	Total Filings	Change From FY 09	Clearance Rates	
							FY 09	FY 10
Anchorage	26,169	-2%	33,849	13%	60,018	6%	100%	101%
Barrow	744	4%	320	82%	1,064	20%	92%	101%
Bethel	1,452	15%	337	-12%	1,789	9%	105%	100%
Cordova	257	41%	162	31%	419	37%	96%	94%
Craig	394	5%	282	-2%	676	2%	95%	103%
Delta Junction	190	-23%	994	18%	1,184	9%	103%	98%
Dillingham	670	8%	146	-48%	816	-10%	109%	87%
Fairbanks	8,097	20%	9,363	7%	17,460	12%	101%	100%
Glennallen	287	34%	2,199	20%	2,486	22%	96%	96%
Homer	742	-3%	985	-38%	1,727	-26%	94%	100%
Juneau	2,984	0%	2,451	96%	5,435	28%	116%	189%
Kenai	3,327	2%	6,136	1%	9,463	1%	104%	103%
Ketchikan	1,599	-14%	839	0%	2,438	-9%	93%	112%
Kodiak	822	-8%	831	-29%	1,653	-20%	108%	104%
Kotzebue	798	-10%	118	-16%	916	-11%	110%	101%
Naknek	268	0%	86	62%	354	11%	145%	101%
Nome	980	-4%	273	-8%	1,253	-5%	107%	102%
Palmer	6,190	20%	15,520	3%	21,710	8%	103%	98%
Petersburg	215	-5%	142	-37%	357	-21%	104%	110%
Seward	486	-3%	2,090	0%	2,576	-1%	100%	108%
Sitka	597	-21%	217	42%	814	-10%	105%	109%
Tok	176	-23%	278	-49%	454	-42%	99%	107%
Unalaska	259	-17%	331	-2%	590	-9%	102%	88%
Valdez	310	7%	294	-15%	604	-5%	102%	108%
Wrangell	145	-20%	22	-4%	167	-18%	101%	111%
Sub-total	58,158	3%	78,265	8%	136,423	5%	102%	104%
District Court Cases from Other Courts	2,195	9%	1,964	-31%	4,159	-15%	95%	113%
Total	60,353	3%	80,229	6%	140,582	5%	101%	104%
1st District	6,373	-6%	4,272	36%	10,645	7%	105%	151%
2nd District	2,637	-2%	748	10%	3,385	0%	104%	102%
3rd District	39,967	2%	62,668	7%	102,635	5%	101%	100%
4th District	11,376	15%	12,541	-3%	23,917	5%	100%	101%

Clearance rate measures whether a court is keeping up with its incoming caseload. Courts aspire to clear (i.e., dispose of) at least as many cases as have been filed in a period by having a clearance rate of 100 percent or higher.

**District Court Activity
Clearance Rates - Other Courts
FY 09 & FY 10**

Court	Non-Minor Off Filings	Change From FY 09	Minor Offense Filings	Change From FY 09	Total Filings	Change From FY 09	Clearance Rates	
							FY 09	FY 10
Angoon	50	28%	14	17%	64	25%	71%	244%
Aniak	118	-19%	25	47%	143	-12%	96%	116%
Chevak	437	34%	0	N/S	437	34%	90%	107%
Emmonak	243	11%	53	-73%	296	-29%	104%	101%
Fort Yukon	68	-26%	1	N/S	69	-28%	65%	72%
Galena	167	28%	9	N/S	176	25%	102%	99%
Haines	107	-16%	131	8%	238	-4%	107%	97%
Healy	73	-48%	748	-50%	821	-50%	87%	144%
Hoonah	111	76%	56	12%	167	48%	109%	101%
Kake	46	-10%	1	N/S	47	-8%	88%	113%
McGrath	14	-77%	3	N/S	17	-73%	94%	176%
Nenana	133	29%	652	9%	785	12%	100%	99%
Sand Point	136	6%	38	9%	174	7%	104%	109%
Skagway	32	-11%	82	-25%	114	-21%	96%	113%
St. Marys	186	12%	70	119%	256	29%	105%	96%
St. Paul	44	5%	1	N/S	45	-4%	119%	102%
Tanana	22	57%	8	N/S	30	100%	73%	80%
Unalakleet	115	67%	37	-47%	152	9%	116%	110%
Yakutat	93	39%	35	-53%	128	-10%	87%	98%
Total	2,195	9%	1,964	-31%	4,159	-15%	95%	113%
1st District	439	14%	319	-13%	758	1%	98%	114%
2nd District	115	67%	37	-47%	152	9%	116%	110%
3rd District	180	6%	39	-2%	219	4%	107%	107%
4th District	1,461	5%	1,569	-34%	3,030	-20%	93%	113%

Clearance rate measures whether a court is keeping up with its incoming caseload. Courts aspire to clear (i.e., dispose of) at least as many cases as have been filed in a period by having a clearance rate of 100 percent or higher.
Numbers 10 or less not statistically compared

**District Court Activity
Filings by Case Type - Superior Court Trial Sites
FY 10**

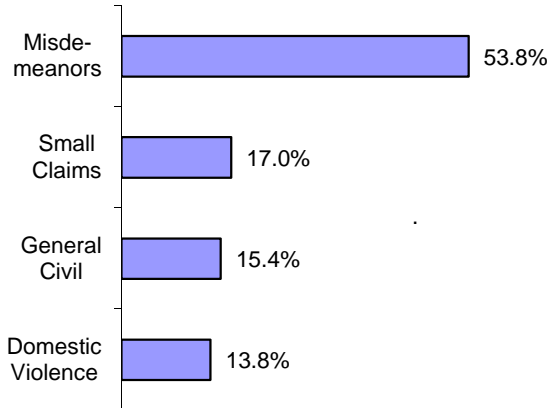
Court	Misde- meanor	Minor Offense	Civil			Total
			Small Claims	Domestic Violence	General Civil	
Anchorage	11,728	33,849	5,241	4,127	5,073	60,018
Barrow	539	320	77	97	31	1,064
Bethel	1,028	337	119	205	100	1,789
Cordova	211	162	14	12	20	419
Craig	281	282	51	37	25	676
Delta Junction	126	994	25	16	23	1,184
Dillingham	491	146	54	76	49	816
Fairbanks	4,857	9,363	1,266	866	1,108	17,460
Glennallen	217	2,199	23	28	19	2,486
Homer	384	985	120	126	112	1,727
Juneau	1,376	2,451	935	387	286	5,435
Kenai	2,037	6,136	440	528	322	9,463
Ketchikan	859	839	237	322	181	2,438
Kodiak	493	831	87	156	86	1,653
Kotzebue	589	118	42	152	15	916
Naknek	218	86	14	5	31	354
Nome	708	273	133	84	55	1,253
Palmer	3,024	15,520	985	667	1,514	21,710
Petersburg	136	142	27	21	31	357
Seward	397	2,090	31	26	32	2,576
Sitka	405	217	70	61	61	814
Tok	144	278	15	8	9	454
Unalaska	210	331	12	13	24	590
Valdez	223	294	38	23	26	604
Wrangell	108	22	13	8	16	167
Sub-total	30,789	78,265	10,069	8,051	9,249	136,423
District Court Cases from Other Courts	1,678	1,964	177	268	72	4,159
Statewide Total	32,467	80,229	10,246	8,319	9,321	140,582
% of Total	23.1	57.1	7.3	5.9	6.6	100.0
1st District	3,406	4,272	1,439	894	634	10,645
2nd District	1,940	748	253	343	101	3,385
3rd District	19,781	62,668	7,064	5,805	7,317	102,635
4th District	7,340	12,541	1,490	1,277	1,269	23,917

**District Court Activity
Filings by Case Type - Other Courts
FY 10**

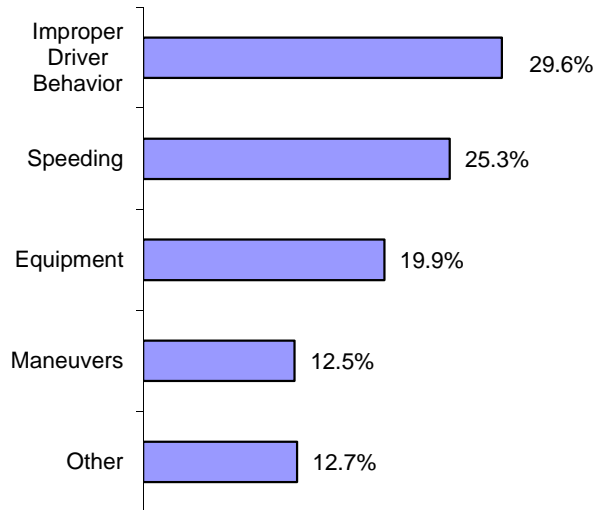
Court	Misde- meanor	Minor Offense	Civil			Total
			Small Claims	Domestic Violence	General Civil	
Angoon	39	14	3	8	0	64
Aniak	87	25	10	17	4	143
Chevak	390	0	3	44	0	437
Emmonak	188	53	8	45	2	296
Fort Yukon	46	1	9	11	2	69
Galena	152	9	5	8	2	176
Haines	49	131	25	20	13	238
Healy	59	748	4	3	7	821
Hoonah	69	56	25	9	8	167
Kake	37	1	1	6	2	47
McGrath	12	3	0	1	1	17
Nenana	102	652	10	14	7	785
Sand Point	118	38	3	10	5	174
Skagway	11	82	9	7	5	114
St. Marys	133	70	14	36	3	256
St. Paul	30	1	2	8	4	45
Tanana	16	8	2	3	1	30
Unalakleet	104	37	1	10	0	152
Yakutat	36	35	43	8	6	128
Total	1,678	1,964	177	268	72	4,159
% of Total	40.4	47.2	4.3	6.4	1.7	100.0
1st District	241	319	106	58	34	758
2nd District	104	37	1	10	0	152
3rd District	148	39	5	18	9	219
4th District	1,185	1,569	65	182	29	3,030

District Court Activity Composition of Case Filings FY 10

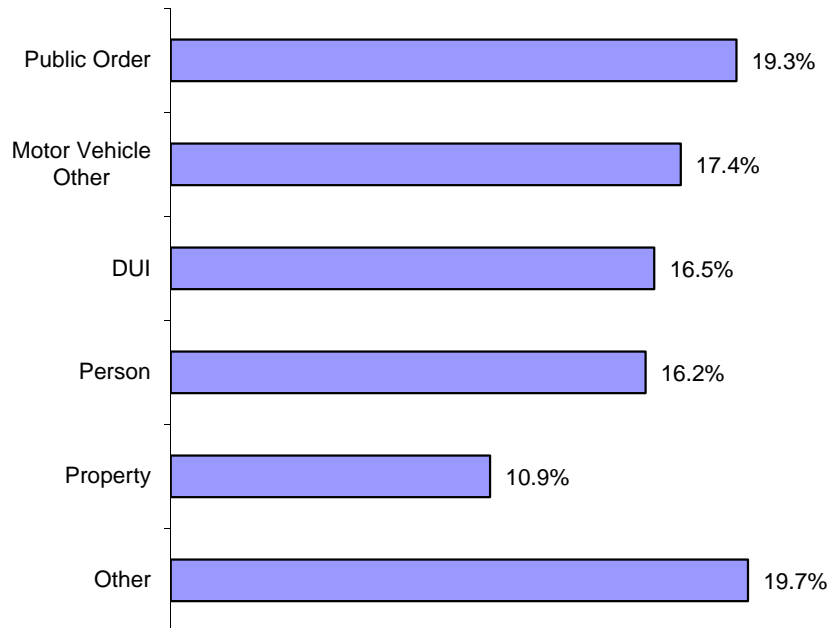
Non-minor Offense Filings



Minor Offense Filings

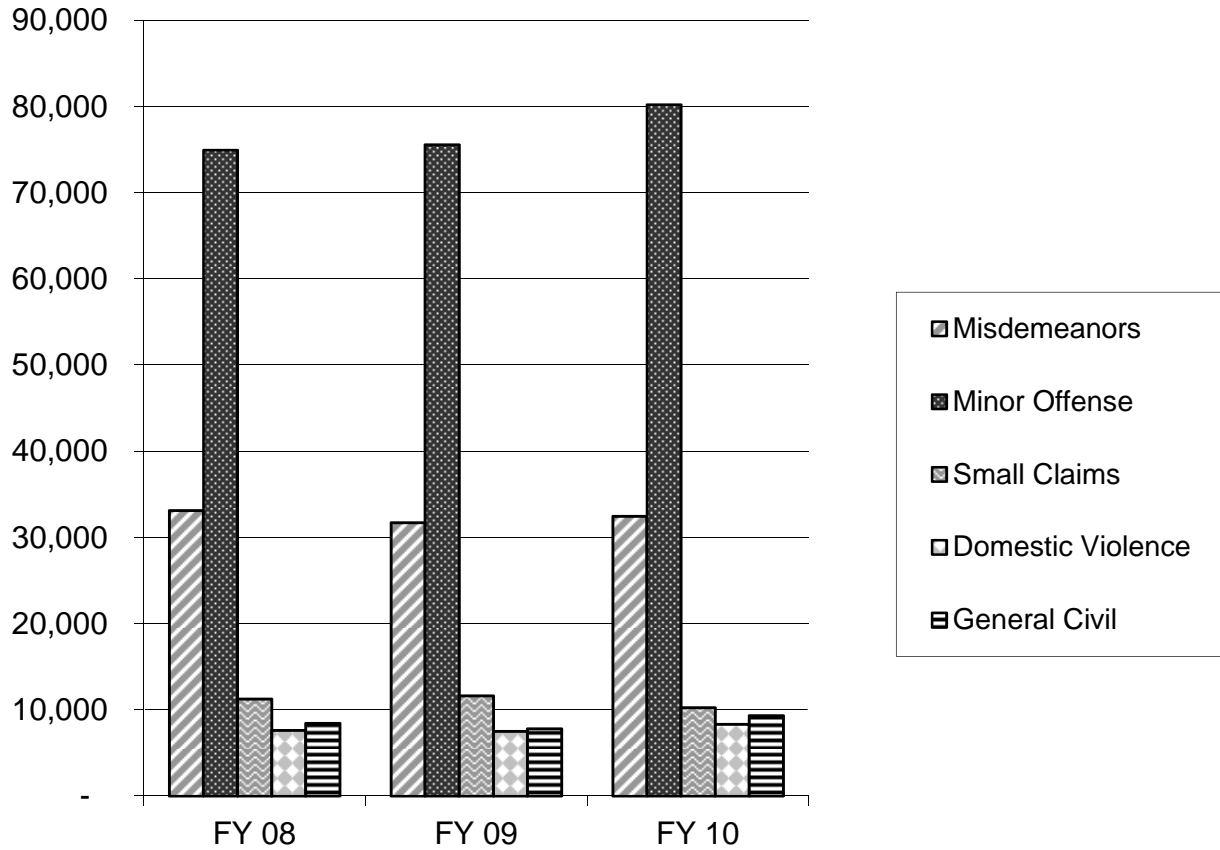


Misdemeanor Filings



This chart analyzes the composition of cases filed in district court during FY10. Misdemeanor cases represent approximately 53.8% of the non-minor offense caseload. Approximately 34.6% of all misdemeanor cases involve driving while intoxicated or another criminal traffic violation (for example, driving with suspended license).

District Court Activity Filing Trends by Case Type FY 08 - FY 10



<u>Filing Type</u>	<u>FY 08</u>	<u>FY 09</u>	<u>FY 10</u>	<u>FY 08 to FY 10 Change</u>	<u>FY 09 to FY 10 Change</u>
Misdemeanors	33,114	31,705	32,467	-2%	2%
Minor Offense	74,951	75,555	80,229	7%	6%
Small Claims	11,269	11,624	10,246	-9%	-12%
Domestic Violence	7,634	7,526	8,319	9%	11%
General Civil	8,434	7,830	9,321	11%	19%
Total	135,402	134,240	140,582	4%	5%

**District Court Activity
Dispositions by Case Type - Superior Court Trial Sites
FY 10**

Court	Misde- meanor	Minor Offense	Civil			Total
			Small Claims	Domestic Violence	General Civil	
Anchorage	12,070	34,758	5,844	4,065	3,968	60,705
Barrow	527	309	100	97	38	1,071
Bethel	1,005	364	113	194	115	1,791
Cordova	197	157	13	13	13	393
Craig	283	314	43	37	22	699
Delta Junction	130	975	24	17	15	1,161
Dillingham	465	123	38	67	20	713
Fairbanks	4,694	9,314	1,449	885	1,040	17,382
Glennallen	222	2,114	21	27	13	2,397
Homer	385	928	156	118	133	1,720
Juneau	1,216	7,175	1,209	376	294	10,270
Kenai	2,167	6,333	408	526	282	9,716
Ketchikan	1,029	878	342	315	172	2,736
Kodiak	482	882	131	147	76	1,718
Kotzebue	599	120	43	152	10	924
Naknek	225	90	12	4	27	358
Nome	759	241	142	90	49	1,281
Palmer	2,853	15,677	836	655	1,155	21,176
Petersburg	138	159	49	22	25	393
Seward	407	2,284	23	28	28	2,770
Sitka	440	253	76	59	58	886
Tok	169	291	14	7	7	488
Unalaska	196	273	9	11	28	517
Valdez	247	312	40	26	25	650
Wrangell	112	23	19	10	21	185
Sub-total	31,017	84,347	11,154	7,948	7,634	142,100
District Court Cases from Other Courts	1,865	2,318	191	253	61	4,688
Statewide Total	32,882	86,665	11,345	8,201	7,695	146,788
% of Total	22.4	59.1	7.7	5.6	5.2	100.0
1st District	3,585	9,119	1,847	865	616	16,032
2nd District	1,988	721	288	349	97	3,443
3rd District	20,064	63,991	7,535	5,705	5,773	103,068
4th District	7,245	12,834	1,675	1,282	1,209	24,245

**District Court Activity
Dispositions by Case Type - Other Courts
FY 10**

Court	Misde- meanor	Minor Offense	Civil			Total
			Small Claims	Domestic Violence	General Civil	
Angoon	137	13	0	6	0	156
Aniak	96	25	22	19	4	166
Chevak	413	0	4	48	1	466
Emmonak	186	53	16	44	0	299
Fort Yukon	47	0	0	3	0	50
Galena	143	12	8	9	2	174
Haines	58	109	39	17	9	232
Healy	106	1,064	2	3	11	1,186
Hoonah	74	59	22	9	4	168
Kake	46	1	2	4	0	53
McGrath	18	5	3	1	3	30
Nenana	98	657	7	13	6	781
Sand Point	120	52	3	10	4	189
Skagway	11	97	8	6	7	129
St. Marys	128	66	12	36	5	247
St. Paul	28	8	1	8	1	46
Tanana	12	8	1	3	0	24
Unalakleet	103	51	3	10	0	167
Yakutat	41	38	38	4	4	125
Statewide Total	1,865	2,318	191	253	61	4,688
% of Total	39.8	49.4	4.1	5.4	1.3	100.0
1st District	367	317	109	46	24	863
2nd District	103	51	3	10	0	167
3rd District	148	60	4	18	5	235
4th District	1,247	1,890	75	179	32	3,423

**District Court Activity
Non-Minor Offense Case Filings - Superior Court Trial Sites
FY 08 - FY 10**

Court	FY 08	FY 09	FY 10	Change	
				FY 08 to FY 10	FY 09 to FY 10
Anchorage	26,489	26,692	26,169	-1%	-2%
Barrow	768	714	744	-3%	4%
Bethel	1,549	1,266	1,452	-6%	15%
Cordova	176	182	257	46%	41%
Craig	472	376	394	-17%	5%
Delta Junction	229	246	190	-17%	-23%
Dillingham	668	622	670	0%	8%
Fairbanks	7,403	6,766	8,097	9%	20%
Glennallen	252	214	287	14%	34%
Homer*	772	766	742	-4%	-3%
Juneau	2,825	2,992	2,984	6%	0%
Kenai	3,301	3,265	3,327	1%	2%
Ketchikan	1,754	1,849	1,599	-9%	-14%
Kodiak	960	890	822	-14%	-8%
Kotzebue	1,048	891	798	-24%	-10%
Naknek	304	267	268	-12%	0%
Nome	1,135	1,020	980	-14%	-4%
Palmer	5,460	5,160	6,190	13%	20%
Petersburg	232	226	215	-7%	-5%
Seward	533	500	486	-9%	-3%
Sitka	768	751	597	-22%	-21%
Tok	173	229	176	2%	-23%
Unalaska	374	311	259	-31%	-17%
Valdez	325	290	310	-5%	7%
Wrangell	146	181	145	-1%	-20%
Sub-total	58,116	56,666	58,158	0%	3%
Non-Minor Offense Cases from Other Courts	2,335	2,019	2,195	-6%	9%
Total	60,451	58,685	60,353	0%	3%
1st District	6,648	6,759	6,373	-4%	-6%
2nd District	3,042	2,694	2,637	-13%	-2%
3rd District	39,811	39,329	39,967	0%	2%
4th District	10,950	9,903	11,376	4%	15%

District Court Activity
Non-Minor Offense Case Filings - Other Courts
FY 08 - FY 10

Court	FY 08	FY 09	FY 10	Change	
				FY 08 to FY 10	FY 09 to FY 10
Angoon	45	39	50	11%	28%
Aniak	174	145	118	-32%	-19%
Chevak	341	327	437	28%	34%
Emmonak	237	218	243	3%	11%
Fort Yukon	106	92	68	-36%	-26%
Galena	190	130	167	-12%	28%
Haines	166	128	107	-36%	-16%
Healy	139	141	73	-47%	-48%
Hoonah	92	63	111	21%	76%
Kake	33	51	46	39%	-10%
McGrath	33	60	14	-58%	-77%
Nenana	110	103	133	21%	29%
Sand Point	136	128	136	0%	6%
Skagway	43	36	32	-26%	-11%
St. Marys	246	166	186	-24%	12%
St. Paul	61	42	44	-28%	5%
Tanana	20	14	22	10%	57%
Unalakleet	91	69	115	26%	67%
Yakutat	72	67	93	29%	39%
Total	2,335	2,019	2,195	-6%	9%
1st District	451	384	439	-3%	14%
2nd District	91	69	115	26%	67%
3rd District	197	170	180	-9%	6%
4th District	1,596	1,396	1,461	-8%	5%

N/S - Numbers 10 or less are not compared statistically

**District Court Activity
Non-Minor Offense Case Dispositions - Superior Court Trial Sites
FY 08 - FY 10**

Court	FY 08	FY 09	FY 10	Change	
				FY 08 to FY 10	FY 09 to FY 10
Anchorage	25,643	27,031	25,947	1%	-4%
Barrow	778	656	762	-2%	16%
Bethel	1,598	1,370	1,427	-11%	4%
Cordova	166	168	236	42%	40%
Craig	467	352	385	-18%	9%
Delta Junction	228	255	186	-18%	-27%
Dillingham	683	605	590	-14%	-2%
Fairbanks	7,046	6,870	8,068	15%	17%
Glennallen	239	222	283	18%	27%
Homer	672	746	792	18%	6%
Juneau	2,781	2,714	3,095	11%	14%
Kenai	3,186	3,453	3,383	6%	-2%
Ketchikan	1,780	1,698	1,858	4%	9%
Kodiak	904	886	836	-8%	-6%
Kotzebue	1,008	970	804	-20%	-17%
Naknek	282	313	268	-5%	-14%
Nome	1,104	1,039	1,040	-6%	0%
Palmer	5,101	5,392	5,499	8%	2%
Petersburg	275	213	234	-15%	10%
Seward	501	523	486	-3%	-7%
Sitka	740	763	633	-14%	-17%
Tok	204	190	197	-3%	4%
Unalaska	343	304	244	-29%	-20%
Valdez	294	298	338	15%	13%
Wrangell	146	172	162	11%	-6%
Sub-total	56,169	57,203	57,753	3%	1%
Non-Minor Offense Cases from Other Courts	2,346	1,990	2,370	1%	19%
Total	58,515	59,193	60,123	3%	2%
1st District	6,640	6,302	6,913	4%	10%
2nd District	3,000	2,757	2,722	-9%	-1%
3rd District	38,187	40,139	39,077	2%	-3%
4th District	10,688	9,995	11,411	7%	14%

**District Court Activity
Non-Minor Offense Case Dispositions - Other Courts
FY 08 - FY 10**

Court	FY 08	FY 09	FY 10	Change	
				FY 08 to FY 10	FY 09 to FY 10
Angoon	32	31	143	347%	361%
Aniak	162	136	141	-13%	4%
Chevak	337	293	466	38%	59%
Emmonak	234	204	246	5%	21%
Fort Yukon	84	60	50	-40%	-17%
Galena	171	135	162	-5%	20%
Haines	142	144	123	-13%	-15%
Healy	161	122	122	-24%	0%
Hoonah	118	79	109	-8%	38%
Kake	45	42	52	16%	24%
McGrath	37	54	25	-32%	-54%
Nenana	157	107	124	-21%	16%
Sand Point	118	146	137	16%	-6%
Skagway	46	42	32	-30%	-24%
St. Marys	242	188	181	-25%	-4%
St. Paul	55	52	38	-31%	-27%
Tanana	27	11	16	-41%	45%
Unalakleet	110	92	116	5%	26%
Yakutat	68	52	87	28%	67%
Total	2,346	1,990	2,370	1%	19%
1st District	451	390	546	21%	40%
2nd District	110	92	116	5%	26%
3rd District	173	198	175	1%	-12%
4th District	1,612	1,310	1,533	-5%	17%

N/S - Numbers 10 or less are not compared statistically

**District Court Activity
 Misdemeanor Case Filings- Superior Court Trial Sites
 FY 08 - FY 10**

Court	FY 08	FY 09	FY 10	Change	
				FY 08 to FY 10	FY 09 to FY 10
Anchorage	11,751	12,324	11,728	0%	-5%
Barrow	576	528	539	-6%	2%
Bethel	1,133	855	1,028	-9%	20%
Cordova	130	143	211	62%	48%
Craig	345	252	281	-19%	12%
Delta Junction	159	176	126	-21%	-28%
Dillingham	519	465	491	-5%	6%
Fairbanks	3,892	3,686	4,857	25%	32%
Glennallen	165	160	217	32%	36%
Homer	457	458	384	-16%	-16%
Juneau	1,447	1,160	1,376	-5%	19%
Kenai	2,129	2,232	2,037	-4%	-9%
Ketchikan	1,030	975	859	-17%	-12%
Kodiak	620	519	493	-20%	-5%
Kotzebue	815	700	589	-28%	-16%
Naknek	243	225	218	-10%	-3%
Nome	840	768	708	-16%	-8%
Palmer	3,159	2,747	3,024	-4%	10%
Petersburg	154	139	136	-12%	-2%
Seward	427	400	397	-7%	-1%
Sitka	545	493	405	-26%	-18%
Tok	122	195	144	18%	-26%
Unalaska	318	257	210	-34%	-18%
Valdez	226	198	223	-1%	13%
Wrangell	98	117	108	10%	-8%
Sub-total	31,300	30,172	30,789	-2%	2%
Misdemeanor Cases from Other Courts	1,814	1,533	1,678	-7%	9%
Total	33,114	31,705	32,467	-2%	2%
1st District	3,917	3,379	3,406	-13%	1%
2nd District	2,314	2,060	1,940	-16%	-6%
3rd District	20,323	20,271	19,781	-3%	-2%
4th District	6,560	5,995	7,340	12%	22%

**District Court Activity
Misdemeanor Case Filings - Other Courts
FY 08 - FY 10**

Court	FY 08	FY 09	FY 10	Change	
				FY 08 to FY 10	FY 09 to FY 10
Angoon	43	30	39	-9%	30%
Aniak	109	120	87	-20%	-27%
Chevak	315	293	390	24%	33%
Emmonak	176	150	188	7%	25%
Fort Yukon	83	47	46	-45%	-2%
Galena	162	106	152	-6%	43%
Haines	93	67	49	-47%	-27%
Healy	118	123	59	-50%	-52%
Hoonah	69	38	69	0%	82%
Kake	18	49	37	106%	-24%
McGrath	24	50	12	-50%	-76%
Nenana	69	67	102	48%	52%
Sand Point	129	114	118	-9%	4%
Skagway	21	22	11	-48%	-50%
St. Marys	178	116	133	-25%	15%
St. Paul	50	29	30	-40%	3%
Tanana	20	11	16	-20%	45%
Unalakleet	83	64	104	25%	63%
Yakutat	54	37	36	-33%	-3%
Total	1,814	1,533	1,678	-7%	9%
1st District	298	243	241	-19%	-1%
2nd District	83	64	104	25%	63%
3rd District	179	143	148	-17%	3%
4th District	1,254	1,083	1,185	-6%	9%

N/S - Numbers 10 or less are not compared statistically

**District Court Activity
Misdemeanor Filings by Case Type - Superior Court Trial Sites
FY 10**

Court	Case Type											Total
	Person	Property	Drugs	Weapon	Public Order	DUI	Reckless Driving	Mtr Veh Other	Prot Ord Violation	Fish & Game	Other	
Anchorage	1,960	1,656	253	69	1,853	2,176	58	1,901	291	10	1,501	11,728
Barrow	186	20	9	1	123	46	1	66	11	5	71	539
Bethel	319	106	6	10	307	102	1	45	16	17	99	1,028
Cordova	18	8	6	0	48	17	1	21	1	84	7	211
Craig	47	26	5	2	29	29	2	66	3	20	52	281
Delta Junction	12	4	1	0	17	34	0	26	5	19	8	126
Dillingham	93	56	8	1	117	33	3	32	5	52	91	491
Fairbanks	528	449	126	31	1,285	919	46	844	66	40	523	4,857
Glennallen	24	12	7	0	21	26	2	40	3	57	25	217
Homer	52	34	6	1	54	66	4	126	12	3	26	384
Juneau	229	276	11	8	291	209	9	84	12	12	235	1,376
Kenai	196	185	121	10	281	363	31	588	41	80	141	2,037
Ketchikan	125	91	23	1	237	77	5	162	21	9	108	859
Kodiak	46	40	11	3	91	69	9	110	8	18	88	493
Kotzebue	171	71	12	5	201	34	1	19	11	5	59	589
Naknek	32	8	2	2	22	16	1	10	0	119	6	218
Nome	230	47	12	1	178	40	4	43	4	10	139	708
Palmer	257	209	105	22	394	704	35	1,039	52	65	142	3,024
Petersburg	20	11	2	1	39	15	0	22	2	11	13	136
Seward	27	23	22	1	86	68	8	124	1	13	24	397
Sitka	54	39	9	2	76	58	2	65	9	43	48	405
Tok	20	7	3	1	42	21	0	10	0	12	28	144
Unalaska	42	17	12	0	33	34	1	24	0	19	28	210
Valdez	26	8	3	1	45	48	1	51	2	6	32	223
Wrangell	13	10	2	1	27	15	1	26	0	4	9	108
Sub-total	4,727	3,413	777	174	5,897	5,219	226	5,544	576	733	3,503	30,789
Cases from Other Courts	534	120	21	18	365	154	13	115	27	55	256	1,678
Total	5,261	3,533	798	192	6,262	5,373	239	5,659	603	788	3,759	32,467
% of Total	16.2	10.9	2.5	0.6	19.3	16.5	0.7	17.4	1.9	2.4	11.6	100.0
1st District	513	469	56	16	734	412	20	462	47	112	565	3,406
2nd District	619	150	34	7	538	128	6	129	26	20	283	1,940
3rd District	2,817	2,269	558	111	3,061	3,643	155	4,087	419	539	2,122	19,781
4th District	1,312	645	150	58	1,929	1,190	58	981	111	117	789	7,340

**District Court Activity
Misdemeanor Filings by Case Type - Other Courts
FY 10**

Court	Case Type											Total
	Person	Property	Drugs	Weapon	Public Order	DUI	Reckless Driving	Mtr Veh Other	Prot Ord Violation	Fish & Game	Other	
Angoon	0	0	0	0	0	0	0	0	0	0	39	39
Aniak	37	3	0	5	9	12	1	10	1	3	6	87
Chevak	157	17	2	2	124	29	0	0	6	0	53	390
Emmonak	64	15	2	2	52	21	3	1	9	4	15	188
Fort Yukon	22	7	0	1	4	4	0	0	1	3	4	46
Galena	37	15	2	2	40	12	2	5	2	4	31	152
Haines	7	9	4	1	5	1	1	11	0	3	7	49
Healy	3	10	4	0	5	7	1	17	1	8	3	59
Hoonah	14	6	0	0	15	4	0	18	0	6	6	69
Kake	4	1	0	0	15	4	0	8	0	4	1	37
McGrath	6	0	0	0	2	0	1	1	0	0	2	12
Nenana	32	5	3	0	14	12	2	19	3	2	10	102
Sand Point	29	8	2	1	14	21	1	19	2	13	8	118
Skagway	0	0	0	0	0	0	0	0	0	0	11	11
St. Marys	66	6	1	4	28	16	1	0	1	4	6	133
St. Paul	15	5	0	0	2	2	0	2	1	0	3	30
Tanana	9	1	0	0	0	1	0	3	0	1	1	16
Unalakleet	32	12	1	0	36	8	0	1	0	0	14	104
Yakutat	0	0	0	0	0	0	0	0	0	0	36	36
Total	534	120	21	18	365	154	13	115	27	55	256	1,678
% of Total	31.8	7.1	1.3	1.1	21.7	9.2	0.8	6.8	1.6	3.3	15.3	100.0
1st District	25	16	4	1	35	9	1	37	0	13	100	241
2nd District	32	12	1	0	36	8	0	1	0	0	14	104
3rd District	44	13	2	1	16	23	1	21	3	13	11	148
4th District	433	79	14	16	278	114	11	56	24	29	131	1,185

**District Court Activity
Misdemeanor Case Types
FY 10**

<p>Person</p> <ul style="list-style-type: none"> Homicide Assault Reckless Endangerment Kidnapping Custodial Interference Human Trafficking Sex Offenses Robbery Extortion Coercion 	<p>Public Order</p> <ul style="list-style-type: none"> Riot Disorderly Conduct Harassment Indecent Viewing or Photography Possess or Distribute Child Pornography Cruelty to Animals Recruiting Gang Members Gambling Alcohol Licensing Laws
<p>Property</p> <ul style="list-style-type: none"> Theft Burglary Criminal Trespass Vehicle Theft Arson Criminal Mischief Business and Commercial Offenses 	<p>Motor Vehicle DUI</p> <p>Motor Vehicle Reckless Driving</p> <p>Motor Vehicle Other</p> <p>Protection Order Violation</p> <p>Fish and Game</p>
<p>Drugs</p> <ul style="list-style-type: none"> Misconduct Involving a Controlled Substance Manufacture, Delivery or Possession of Imitation Controlled Substance 	<p>Other</p> <ul style="list-style-type: none"> Offenses against Public Administration Offenses against Family and Vulnerable Adults All other offenses, including cases in which a charging document was never filed
<p>Weapons</p> <ul style="list-style-type: none"> Misconduct Involving Weapons Criminal Possession of Explosives Unlawful Furnishing of Explosives 	

Criminal cases typically contain multiple charges. The Alaska Court System categorizes cases for reporting purposes based on the most serious charge.

In FY07 the Alaska Court System changed the way it categorizes criminal cases for annual reporting. The categories now conform to the National Center for State Courts' national model for caseload statistical reporting. This change is intended to make Alaska's statistics easier to compile, understand, and compare to those of other jurisdictions.

Deliberately left blank

**District Court Activity
Misdemeanor Case Dispositions - Superior Court Trial Sites
FY 08 - FY 10**

Court	FY 08	FY 09	FY 10	Change	
				FY 08 to FY 10	FY 09 to FY 10
Anchorage	11,840	12,239	12,070	2%	-1%
Barrow	608	520	527	-13%	1%
Bethel	1,199	879	1,005	-16%	14%
Cordova	130	133	197	52%	48%
Craig	337	263	283	-16%	8%
Delta Junction	167	174	130	-22%	-25%
Dillingham	543	483	465	-14%	-4%
Fairbanks	3,846	3,608	4,694	22%	30%
Glennallen	161	154	222	38%	44%
Homer	426	441	385	-10%	-13%
Juneau	1,398	1,197	1,216	-13%	2%
Kenai	2,152	2,142	2,167	1%	1%
Ketchikan	1,059	930	1,029	-3%	11%
Kodiak	606	519	482	-20%	-7%
Kotzebue	794	746	599	-25%	-20%
Naknek	237	228	225	-5%	-1%
Nome	818	766	759	-7%	-1%
Palmer	2,729	2,921	2,853	5%	-2%
Petersburg	202	138	138	-32%	0%
Seward	406	420	407	0%	-3%
Sitka	512	512	440	-14%	-14%
Tok	159	161	169	6%	5%
Unalaska	303	247	196	-35%	-21%
Valdez	207	191	247	19%	29%
Wrangell	102	115	112	10%	-3%
Sub-total	30,941	30,127	31,017	0%	3%
Misdemeanor Cases from Other Courts	1,845	1,486	1,865	1%	26%
Total	32,786	31,613	32,882	0%	4%
1st District	3,928	3,399	3,585	-9%	5%
2nd District	2,298	2,091	1,988	-13%	-5%
3rd District	19,892	20,280	20,064	1%	-1%
4th District	6,668	5,843	7,245	9%	24%

District Court Activity
Misdemeanor Case Dispositions - Other Courts
FY 08 - FY 10

Court	FY 08	FY 09	FY 10	Change	
				FY 08 to FY 10	FY 09 to FY 10
Angoon	26	26	137	427%	427%
Aniak	114	102	96	-16%	-6%
Chevak	327	258	413	26%	60%
Emmonak	179	151	186	4%	23%
Fort Yukon	68	42	47	-31%	12%
Galena	142	112	143	1%	28%
Haines	92	70	58	-37%	-17%
Healy	135	101	106	-21%	5%
Hoonah	87	51	74	-15%	45%
Kake	32	39	46	44%	18%
McGrath	27	48	18	-33%	-62%
Nenana	108	63	98	-9%	56%
Sand Point	107	124	120	12%	-3%
Skagway	28	30	11	-61%	-63%
St. Marys	176	135	128	-27%	-5%
St. Paul	45	38	28	-38%	-26%
Tanana	21	9	12	-43%	N/S
Unalakleet	78	59	103	32%	75%
Yakutat	53	28	41	-23%	46%
Total	1,845	1,486	1,865	1%	26%
1st District	318	244	367	15%	50%
2nd District	78	59	103	32%	75%
3rd District	152	162	148	-3%	-9%
4th District	1,297	1,021	1,247	-4%	22%

N/S - Numbers 10 or less are not compared statistically

**District Court Activity
Misdemeanor Case Dispositions by Manner of Disposition -
Superior Court Trial Sites
FY 10**

Court	Stage of Disposition									Total
	At / Before Arraignment		Between Arraignment and Trial			Court Trials		Jury Trials		
	Dismiss	Pled Guilty	Dismiss	Pled Guilty	Other	Guilty	Not Guilty	Guilty	Not Guilty	
Anchorage	1,227	1,905	3,518	5,363	13	3	1	31	9	12,070
Barrow	5	238	169	114	1	0	0	0	0	527
Bethel	8	439	319	233	0	0	0	2	4	1,005
Cordova	1	102	25	62	1	4	2	0	0	197
Craig	15	54	79	36	96	0	0	1	2	283
Delta Junction	1	58	29	40	1	0	0	1	0	130
Dillingham	6	90	118	238	6	5	0	0	2	465
Fairbanks	246	2,033	944	1,427	29	4	0	9	2	4,694
Glennallen	0	63	33	120	3	0	0	3	0	222
Homer	7	69	142	94	70	0	0	3	0	385
Juneau	68	63	282	787	0	0	0	12	4	1,216
Kenai	7	412	667	661	415	0	0	3	2	2,167
Ketchikan	0	44	507	78	397	1	0	2	0	1,029
Kodiak	0	68	180	232	2	0	0	0	0	482
Kotzebue	6	222	141	225	1	2	0	1	1	599
Naknek	2	90	48	85	0	0	0	0	0	225
Nome	9	135	207	403	2	0	0	1	2	759
Palmer	28	463	839	1,501	11	0	0	10	1	2,853
Petersburg	0	49	24	9	55	0	0	0	1	138
Seward	0	87	116	113	89	2	0	0	0	407
Sitka	0	27	105	58	250	0	0	0	0	440
Tok	0	30	64	75	0	0	0	0	0	169
Unalaska	0	86	44	64	1	0	0	0	1	196
Valdez	0	93	58	94	1	0	0	0	1	247
Wrangell	0	17	24	25	46	0	0	0	0	112
Sub-total	1,636	6,937	8,682	12,137	1,490	21	3	79	32	31,017
Cases from Other Courts	55	422	566	547	265	1	1	3	5	1,865
Total	1,691	7,359	9,248	12,684	1,755	22	4	82	37	32,882
% of Total	5.1	22.4	28.1	38.6	5.3	0.1	-	0.3	0.1	100.0
1st District	92	257	1,079	1,030	1,104	1	0	15	7	3,585
2nd District	50	595	550	781	4	2	0	3	3	1,988
3rd District	1,278	3,574	5,831	8,683	615	14	3	50	16	20,064
4th District	271	2,933	1,788	2,190	32	5	1	14	11	7,245

**District Court Activity
Misdemeanor Case Dispositions by Manner of Disposition - Other Courts
FY 10**

Court	Stage of Disposition									Total
	At / Before Arraignment		Between Arraignment and Trial			Court Trials		Jury Trials		
	Dismiss	Pled Guilty	Dismiss	Pled Guilty	Other	Guilty	Not Guilty	Guilty	Not Guilty	
Angoon	0	0	0	0	137	0	0	0	0	137
Aniak	0	40	27	27	0	1	1	0	0	96
Chevak	3	118	151	139	0	0	0	0	2	413
Emmonak	1	83	63	39	0	0	0	0	0	186
Fort Yukon	0	8	23	15	0	0	0	0	1	47
Galena	1	16	53	72	1	0	0	0	0	143
Haines	0	0	25	33	0	0	0	0	0	58
Healy	3	17	55	31	0	0	0	0	0	106
Hoonah	7	3	16	2	46	0	0	0	0	74
Kake	2	0	17	2	25	0	0	0	0	46
McGrath	0	4	9	4	0	0	0	0	1	18
Nenana	3	38	30	24	0	0	0	2	1	98
Sand Point	0	43	34	43	0	0	0	0	0	120
Skagway	0	0	0	0	11	0	0	0	0	11
St. Marys	4	49	18	56	1	0	0	0	0	128
St. Paul	0	3	9	13	3	0	0	0	0	28
Tanana	1	0	3	8	0	0	0	0	0	12
Unalakleet	30	0	33	39	0	0	0	1	0	103
Yakutat	0	0	0	0	41	0	0	0	0	41
Total	55	422	566	547	265	1	1	3	5	1,865
% of Total	2.9	22.6	30.3	29.3	14.2	0.1	0.1	0.2	0.3	100.0
1st District	9	3	58	37	260	0	0	0	0	367
2nd District	30	0	33	39	0	0	0	1	0	103
3rd District	0	46	43	56	3	0	0	0	0	148
4th District	16	373	432	415	2	1	1	2	5	1,247

District Court Activity
Felony Filings in District Court¹ - Superior Court Trial Sites
FY 08 - FY 10

Court	FY 08	FY 09	FY 10	Change	
				FY 08 to FY 10	FY 09 to FY 10
Anchorage	3,031	2,737	2,992	-1%	9%
Barrow	55	47	92	67%	96%
Bethel	231	188	162	-30%	-14%
Cordova	19	17	18	-5%	6%
Craig	38	37	25	-34%	-32%
Delta Junction	9	14	12	N/S	-14%
Dillingham	83	72	74	-11%	3%
Fairbanks	453	463	596	32%	29%
Glennallen	10	13	25	N/S	92%
Homer	56	44	53	-5%	20%
Juneau	164	127	157	-4%	24%
Kenai	216	0	327	51%	N/S
Ketchikan	107	120	109	2%	-9%
Kodiak	67	64	71	6%	11%
Kotzebue	139	130	105	-24%	-19%
Naknek	25	17	32	28%	88%
Nome	142	117	107	-25%	-9%
Palmer	414	398	387	-7%	-3%
Petersburg	16	12	8	N/S	N/S
Seward	44	38	24	-45%	-37%
Sitka	51	23	21	-59%	-9%
Tok	3	15	12	N/S	-20%
Unalaska	27	24	54	100%	125%
Valdez	31	28	19	-39%	-32%
Wrangell	3	7	6	N/S	N/S
Sub-total	5,434	4,752	5,488	1%	15%
Felony Cases from Other Courts	89	174	216	143%	24%
Total	5,523	4,926	5,704	3%	16%
1st District	382	339	335	-12%	-1%
2nd District	348	297	323	-7%	9%
3rd District	4,050	3,467	4,100	1%	18%
4th District	743	823	946	27%	15%

¹This chart is for information purposes only. The totals are not included in the district court totals. Felony cases are reported as superior court cases, regardless of where the case was initiated.

N/S - Numbers 10 or less are not compared statistically

District Court Activity
Felony Filings in District Court¹ - Other Courts
FY 08 - FY 10

Court	FY 08	FY 09	FY 10	Change	
				FY 08 to FY 10	FY 09 to FY 10
Angoon	0	0	0	N/S	N/S
Aniak	14	26	42	200%	62%
Chevak	0	31	18	N/S	-42%
Emmonak	0	15	26	N/S	73%
Fort Yukon	13	16	18	38%	13%
Galena	7	12	11	N/S	-8%
Haines	3	13	5	N/S	N/S
Healy	4	3	4	N/S	N/S
Hoonah	0	0	2	N/S	N/S
Kake	0	0	2	N/S	N/S
McGrath	0	4	7	N/S	N/S
Nenana	7	15	8	N/S	N/S
Sand Point	18	6	21	17%	N/S
Skagway	0	0	0	N/S	N/S
St. Marys	0	20	30	N/S	50%
St. Paul	9	9	3	N/S	N/S
Tanana	2	1	0	N/S	N/S
Unalakleet	12	3	19	58%	N/S
Yakutat	0	0	0	N/S	N/S
Total	89	174	216	143%	24%
1st District	3	13	9	N/S	N/S
2nd District	12	3	19	58%	N/S
3rd District	27	15	24	-11%	60%
4th District	47	143	164	249%	15%

¹This chart is for information purposes only. The totals are not included in the district court totals. Felony cases are reported as superior court cases, regardless of where the case was initiated.

N/S - Numbers 10 or less are not compared statistically

**District Court Activity
Small Claims Case Filings - Superior Court Trial Sites
FY 08 - FY 10**

Court	FY 08	FY 09	FY 10	Change	
				FY 08 to FY 10	FY 09 to FY 10
Anchorage	6,020	5,922	5,241	-13%	-11%
Barrow	56	82	77	38%	-6%
Bethel	154	101	119	-23%	18%
Cordova	28	20	14	-50%	-30%
Craig	49	58	51	4%	-12%
Delta Junction	37	40	25	-32%	-37%
Dillingham	60	64	54	-10%	-16%
Fairbanks	1,596	1,379	1,266	-21%	-8%
Glennallen	46	24	23	-50%	-4%
Homer	87	124	120	38%	-3%
Juneau	811	1,227	935	15%	-24%
Kenai	456	382	440	-4%	15%
Ketchikan	252	411	237	-6%	-42%
Kodiak	131	149	87	-34%	-42%
Kotzebue	70	54	42	-40%	-22%
Naknek	39	9	14	-64%	N/S
Nome	126	147	133	6%	-10%
Palmer	759	905	985	30%	9%
Petersburg	31	53	27	-13%	-49%
Seward	30	24	31	3%	29%
Sitka	98	132	70	-29%	-47%
Tok	28	16	15	-46%	-6%
Unalaska	21	18	12	-43%	-33%
Valdez	48	45	38	-21%	-16%
Wrangell	16	29	13	-19%	-55%
Sub-total	11,049	11,415	10,069	-9%	-12%
Small Claims Cases from Other Courts	220	209	177	-20%	-15%
Total	11,269	11,624	10,246	-9%	-12%
1st District	1,325	1,985	1,439	9%	-28%
2nd District	254	284	253	0%	-11%
3rd District	7,725	7,688	7,064	-9%	-8%
4th District	1,965	1,667	1,490	-24%	-11%

**District Court Activity
Small Claims Case Filings - Other Courts
FY 08 - FY 10**

Court	FY 08	FY 09	FY 10	Change	
				FY 08 to FY 10	FY 09 to FY 10
Angoon	0	2	3	N/S	N/S
Aniak	34	11	10	N/S	N/S
Chevak	9	4	3	N/S	N/S
Emmonak	14	26	8	N/S	N/S
Fort Yukon	11	35	9	N/S	N/S
Galena	17	10	5	N/S	N/S
Haines	28	28	25	-11%	-11%
Healy	12	4	4	N/S	N/S
Hoonah	8	15	25	N/S	67%
Kake	7	0	1	N/S	N/S
McGrath	5	5	0	N/S	N/S
Nenana	25	16	10	N/S	N/S
Sand Point	0	0	3	N/S	N/S
Skagway	14	5	9	N/S	N/S
St. Marys	23	19	14	-39%	-26%
St. Paul	0	2	2	N/S	N/S
Tanana	0	1	2	N/S	N/S
Unalakleet	2	1	1	N/S	N/S
Yakutat	11	25	43	291%	72%
Total	220	209	177	-20%	-15%
1st District	68	75	106	56%	41%
2nd District	2	1	1	N/S	N/S
3rd District	0	2	5	N/S	N/S
4th District	150	131	65	-57%	-50%

N/S - Numbers 10 or less are not compared statistically

**District Court Activity
Small Claims Case Dispositions - Superior Court Trial Sites
FY 08 - FY 10**

Court	FY 08	FY 09	FY 10	Change	
				FY 08 to FY 10	FY 09 to FY 10
Anchorage	5,396	6,033	5,844	8%	-3%
Barrow	41	38	100	144%	163%
Bethel	144	169	113	-22%	-33%
Cordova	19	19	13	-32%	-32%
Craig	43	32	43	0%	34%
Delta Junction	33	45	24	-27%	-47%
Dillingham	46	51	38	-17%	-25%
Fairbanks	1,388	1,502	1,449	4%	-4%
Glennallen	37	31	21	-43%	-32%
Homer	62	132	156	152%	18%
Juneau	854	894	1,209	42%	35%
Kenai	349	545	408	17%	-25%
Ketchikan	275	301	342	24%	14%
Kodiak	134	133	131	-2%	-2%
Kotzebue	47	81	43	-9%	-47%
Naknek	23	54	12	-48%	-78%
Nome	137	152	142	4%	-7%
Palmer	895	789	836	-7%	6%
Petersburg	30	40	49	63%	23%
Seward	28	27	23	-18%	-15%
Sitka	108	124	76	-30%	-39%
Tok	21	12	14	-33%	17%
Unalaska	17	18	9	N/S	N/S
Valdez	42	51	40	-5%	-22%
Wrangell	15	26	19	27%	-27%
Sub-total	10,184	11,299	11,154	10%	-1%
Small Claims Cases from Other Courts	229	234	191	-17%	-18%
Total	10,413	11,533	11,345	9%	-2%
1st District	1,388	1,500	1,847	33%	23%
2nd District	252	299	288	14%	-4%
3rd District	7,051	7,888	7,535	7%	-4%
4th District	1,722	1,846	1,675	-3%	-9%

District Court Activity
Small Claims Case Dispositions - Other Courts
FY 08 - FY 10

Court	FY 08	FY 09	FY 10	Change	
				FY 08 to FY 10	FY 09 to FY 10
Angoon	4	0	0	N/S	N/S
Aniak	18	18	22	22%	22%
Chevak	0	10	4	N/S	N/S
Emmonak	16	15	16	0%	7%
Fort Yukon	5	12	0	N/S	N/S
Galena	15	10	8	N/S	N/S
Haines	22	33	39	77%	18%
Healy	17	9	2	N/S	N/S
Hoonah	14	17	22	57%	29%
Kake	5	1	2	N/S	N/S
McGrath	4	3	3	N/S	N/S
Nenana	33	21	7	N/S	N/S
Sand Point	2	4	3	N/S	N/S
Skagway	12	9	8	N/S	N/S
St. Marys	23	20	12	-48%	-40%
St. Paul	1	1	1	N/S	N/S
Tanana	5	0	1	N/S	N/S
Unalakleet	27	28	3	N/S	N/S
Yakutat	6	23	38	N/S	65%
Total	229	234	191	-17%	-18%
1st District	63	83	109	73%	31%
2nd District	27	28	3	N/S	N/S
3rd District	3	5	4	N/S	N/S
4th District	136	118	75	-45%	-36%

N/S - Numbers 10 or less are not compared statistically

**District Court Activity
Small Claims Case Dispositions by Manner of Disposition -
Superior Court Trial Sites
FY 10**

Court	Stage of Disposition					Total
	Dismiss	Default Judgment	Judgment on the Pleadings	Trial	Other	
Anchorage	2,051	3,101	353	192	147	5,844
Barrow	23	61	15	0	1	100
Bethel	43	58	7	4	1	113
Cordova	3	4	3	3	0	13
Craig	29	9	2	0	3	43
Delta Junction	12	9	1	2	0	24
Dillingham	11	25	0	2	0	38
Fairbanks	477	678	125	140	29	1,449
Glennallen	7	7	5	1	1	21
Homer	59	61	11	18	7	156
Juneau	512	531	89	58	19	1,209
Kenai	141	159	65	27	16	408
Ketchikan	114	164	46	0	18	342
Kodiak	56	50	18	6	1	131
Kotzebue	16	23	2	2	0	43
Naknek	5	4	3	0	0	12
Nome	42	73	21	5	1	142
Palmer	173	475	65	89	34	836
Petersburg	21	12	9	7	0	49
Seward	8	7	2	5	1	23
Sitka	22	34	6	1	13	76
Tok	2	5	3	4	0	14
Unalaska	4	4	1	0	0	9
Valdez	11	23	3	2	1	40
Wrangell	6	10	2	0	1	19
Sub-total	3,848	5,587	857	568	294	11,154
Small Claims Cases from Other Courts	40	75	20	7	49	191
Total	3,888	5,662	877	575	343	11,345
% of Total	34.3	49.9	7.7	5.1	3.0	100.0
1st District	723	791	160	71	102	1,847
2nd District	82	159	38	7	2	288
3rd District	2,531	3,921	530	345	208	7,535
4th District	552	791	149	152	31	1,675

**District Court Activity
Small Claims Case Dispositions by Manner of Disposition - Other Courts
FY 10**

Courts	Stage of Disposition					Total
	Dismiss	Default Judgment	Judgment on the Pleadings	Trial	Other	
Angoon	0	0	0	0	0	0
Aniak	8	8	5	1	0	22
Chevak	3	1	0	0	0	4
Emmonak	2	9	4	1	0	16
Fort Yukon	0	0	0	0	0	0
Galena	1	7	0	0	0	8
Haines	16	14	3	4	2	39
Healy	0	2	0	0	0	2
Hoonah	3	16	2	1	0	22
Kake	0	1	1	0	0	2
McGrath	2	1	0	0	0	3
Nenana	0	5	1	0	1	7
Sand Point	2	0	1	0	0	3
Skagway	0	0	0	0	8	8
St. Marys	1	8	3	0	0	12
St. Paul	0	1	0	0	0	1
Tanana	1	0	0	0	0	1
Unalakleet	1	2	0	0	0	3
Yakutat	0	0	0	0	38	38
Total	40	75	20	7	49	191
% of Total	20.9	39.3	10.5	3.7	25.6	100.0
1st District	19	31	6	5	48	109
2nd District	1	2	0	0	0	3
3rd District	2	1	1	0	0	4
4th District	18	41	13	2	1	75

**District Court Activity
Domestic Violence Case Filings - Superior Court Trial Sites
FY 08 - FY 10**

Court	FY 08	FY 09	FY 10	Change	
				FY 08 to FY 10	FY 09 to FY 10
Anchorage	3,903	3,912	4,127	6%	5%
Barrow	106	87	97	-8%	11%
Bethel	147	172	205	39%	19%
Cordova	11	5	12	9%	N/S
Craig	53	48	37	-30%	-23%
Delta Junction	16	21	16	0%	-24%
Dillingham	55	54	76	38%	41%
Fairbanks	836	706	866	4%	23%
Glennallen	14	20	28	100%	40%
Homer	138	114	126	-9%	11%
Juneau	287	326	387	35%	19%
Kenai	347	378	528	52%	40%
Ketchikan	283	286	322	14%	13%
Kodiak	101	138	156	54%	13%
Kotzebue	134	124	152	13%	23%
Naknek	7	13	5	N/S	N/S
Nome	117	77	84	-28%	9%
Palmer	671	638	667	-1%	5%
Petersburg	24	18	21	-12%	17%
Seward	39	42	26	-33%	-38%
Sitka	67	63	61	-9%	-3%
Tok	17	9	8	N/S	N/S
Unalaska	3	4	13	N/S	N/S
Valdez	17	27	23	35%	-15%
Wrangell	17	21	8	N/S	N/S
Sub-total	7,410	7,303	8,051	9%	10%
Domestic Violence Cases from Other Courts	224	223	268	20%	20%
Total	7,634	7,526	8,319	9%	11%
1st District	780	808	894	15%	11%
2nd District	361	292	343	-5%	17%
3rd District	5,313	5,366	5,805	9%	8%
4th District	1,180	1,060	1,277	8%	20%

N/S - Numbers 10 or less are not compared statistically

**District Court Activity
Domestic Violence Case Filings - Other Courts
FY 08 - FY 10**

Court	FY 08	FY 09	FY 10	Change	
				FY 08 to FY 10	FY 09 to FY 10
Angoon	2	7	8	N/S	N/S
Aniak	25	10	17	-32%	N/S
Chevak	17	29	44	159%	52%
Emmonak	46	39	45	-2%	15%
Fort Yukon	11	10	11	0%	N/S
Galena	10	13	8	N/S	N/S
Haines	33	28	20	-39%	-29%
Healy	5	6	3	N/S	N/S
Hoonah	6	8	9	N/S	N/S
Kake	2	0	6	N/S	N/S
McGrath	3	1	1	N/S	N/S
Nenana	7	14	14	N/S	0%
Sand Point	0	10	10	N/S	N/S
Skagway	4	0	7	N/S	N/S
St. Marys	40	28	36	-10%	29%
St. Paul	7	11	8	N/S	N/S
Tanana	0	2	3	N/S	N/S
Unalakleet	4	4	10	N/S	N/S
Yakutat	2	3	8	N/S	N/S
Total	224	223	268	20%	20%
1st District	49	46	58	18%	26%
2nd District	4	4	10	N/S	N/S
3rd District	7	21	18	N/S	-14%
4th District	164	152	182	11%	20%

N/S - Numbers 10 or less are not statistically compared

District Court Activity
Domestic Violence Case Dispositions - Superior Court Trial Sites
FY 08 - FY 10

Court	FY 08	FY 09	FY 10	Change	
				FY 08 to FY 10	FY 09 to FY 10
Anchorage	3,755	3,910	4,065	8%	4%
Barrow	108	79	97	-10%	23%
Bethel	137	174	194	42%	11%
Cordova	11	4	13	18%	N/S
Craig	55	44	37	-33%	-16%
Delta Junction	14	21	17	21%	-19%
Dillingham	53	45	67	26%	49%
Fairbanks	817	701	885	8%	26%
Glennallen	15	21	27	80%	29%
Homer	128	118	118	-8%	0%
Juneau	287	323	376	31%	16%
Kenai	350	377	526	50%	40%
Ketchikan	280	289	315	13%	9%
Kodiak	91	137	147	62%	7%
Kotzebue	133	125	152	14%	22%
Naknek	7	13	4	N/S	N/S
Nome	116	74	90	-22%	22%
Palmer	647	615	655	1%	7%
Petersburg	25	18	22	-12%	22%
Seward	39	42	28	-28%	-33%
Sitka	68	65	59	-13%	-9%
Tok	18	9	7	N/S	N/S
Unalaska	3	4	11	N/S	N/S
Valdez	20	24	26	30%	8%
Wrangell	18	18	10	N/S	N/S
Sub-total	7,195	7,250	7,948	10%	10%
Domestic Violence Cases from Other Courts	201	208	253	26%	22%
Total	7,396	7,458	8,201	11%	10%
1st District	768	799	865	13%	8%
2nd District	361	282	349	-3%	24%
3rd District	5,130	5,333	5,705	11%	7%
4th District	1,137	1,044	1,282	13%	23%

N/S - Numbers 10 or less are not compared statistically

**District Court Activity
Domestic Violence Case Dispositions - Other Courts
FY 08 - FY 10**

Court	FY 08	FY 09	FY 10	Change	
				FY 08 to FY 10	FY 09 to FY 10
Angoon	1	5	6	N/S	N/S
Aniak	23	9	19	-17%	N/S
Chevak	9	25	48	N/S	92%
Emmonak	39	35	44	13%	26%
Fort Yukon	11	6	3	N/S	N/S
Galena	11	12	9	N/S	N/S
Haines	20	30	17	-15%	-43%
Healy	5	6	3	N/S	N/S
Hoonah	7	7	9	N/S	N/S
Kake	2	0	4	N/S	N/S
McGrath	3	1	1	N/S	N/S
Nenana	7	14	13	N/S	-7%
Sand Point	4	12	10	N/S	N/S
Skagway	3	0	6	N/S	N/S
St. Marys	42	29	36	-14%	24%
St. Paul	7	11	8	N/S	N/S
Tanana	1	2	3	N/S	N/S
Unalakleet	4	4	10	N/S	N/S
Yakutat	2	0	4	N/S	N/S
Total	201	208	253	26%	22%
1st District	35	42	46	31%	10%
2nd District	4	4	10	N/S	N/S
3rd District	11	23	18	64%	-22%
4th District	151	139	179	19%	29%

N/S Numbers 10 or less are not compared statistically

**District Court Activity
General Civil Case Filings - Superior Court Trial Sites
FY 08 - FY 10**

Court	FY 08	FY 09	FY 10	Change	
				FY 08 to FY 10	FY 09 to FY 10
Anchorage	4,815	4,534	5,073	5%	12%
Barrow	30	17	31	3%	82%
Bethel	115	138	100	-13%	-28%
Cordova	7	14	20	N/S	43%
Craig	25	18	25	0%	39%
Delta Junction	17	9	23	35%	N/S
Dillingham	34	39	49	44%	26%
Fairbanks	1,079	995	1,108	3%	11%
Glennallen	27	10	19	-30%	N/S
Homer	90	70	112	24%	60%
Juneau	280	279	286	2%	3%
Kenai	369	273	322	-13%	18%
Ketchikan	189	177	181	-4%	2%
Kodiak	108	84	86	-20%	2%
Kotzebue	29	13	15	-48%	15%
Naknek	15	20	31	107%	55%
Nome	52	28	55	6%	96%
Palmer	871	870	1,514	74%	74%
Petersburg	23	16	31	35%	94%
Seward	37	34	32	-14%	-6%
Sitka	58	63	61	5%	-3%
Tok	6	9	9	N/S	N/S
Unalaska	32	32	24	-25%	-25%
Valdez	34	20	26	-24%	30%
Wrangell	15	14	16	7%	14%
Sub-total	8,357	7,776	9,249	11%	19%
General Civil Cases from Other Courts	77	54	72	-6%	33%
Total	8,434	7,830	9,321	11%	19%
1st District	626	587	634	1%	8%
2nd District	113	58	101	-11%	74%
3rd District	6,450	6,004	7,317	13%	22%
4th District	1,245	1,181	1,269	2%	7%

N/S - Numbers 10 or less are not compared statistically

**District Court Activity
General Civil Case Filings - Other Courts
FY 08 - FY 10**

Court	FY 08	FY 09	FY 10	Change	
				FY 08 to FY 10	FY 09 to FY 10
Angoon	0	0	0	N/S	N/S
Aniak	6	4	4	N/S	N/S
Chevak	0	1	0	N/S	N/S
Emmonak	1	3	2	N/S	N/S
Fort Yukon	1	0	2	N/S	N/S
Galena	1	1	2	N/S	N/S
Haines	12	5	13	8%	N/S
Healy	4	8	7	N/S	N/S
Hoonah	9	2	8	N/S	N/S
Kake	6	2	2	N/S	N/S
McGrath	1	4	1	N/S	N/S
Nenana	9	6	7	N/S	N/S
Sand Point	7	4	5	N/S	N/S
Skagway	4	9	5	N/S	N/S
St. Marys	5	3	3	N/S	N/S
St. Paul	4	0	4	N/S	N/S
Tanana	0	0	1	N/S	N/S
Unalakleet	2	0	0	N/S	N/S
Yakutat	5	2	6	N/S	N/S
Total	77	54	72	-6%	33%
1st District	36	20	34	-6%	70%
2nd District	2	0	0	N/S	N/S
3rd District	11	4	9	N/S	N/S
4th District	28	30	29	4%	-3%

N/S - Numbers 10 or less are not compared statistically

**District Court Activity
General Civil Filings by Case Type - Superior Court Trial Sites
FY 10**

Court	Case Types			Total
	Eviction/ Real Property	Debt / Contract	Other	
Anchorage	1,907	2,743	423	5,073
Barrow	5	23	3	31
Bethel	7	78	15	100
Cordova	2	18	0	20
Craig	9	15	1	25
Delta Junction	3	17	3	23
Dillingham	7	36	6	49
Fairbanks	246	567	295	1,108
Glennallen	1	16	2	19
Homer	13	92	7	112
Juneau	58	201	27	286
Kenai	65	232	25	322
Ketchikan	59	110	12	181
Kodiak	20	60	6	86
Kotzebue	0	13	2	15
Naknek	2	27	2	31
Nome	8	39	8	55
Palmer	156	1,291	67	1,514
Petersburg	7	22	2	31
Seward	5	26	1	32
Sitka	13	46	2	61
Tok	1	8	0	9
Unalaska	2	20	2	24
Valdez	5	18	3	26
Wrangell	2	9	5	16
Sub-total	2,603	5,727	919	9,249
General Civil Cases from Other Courts	6	49	17	72
Total	2,609	5,776	936	9,321
% of Total	28.0	62.0	10.0	100.0
1st District	152	421	61	634
2nd District	13	75	13	101
3rd District	2,185	4,587	545	7,317
4th District	259	693	317	1,269

**District Court Activity
General Civil Filings by Case Type - Other Courts
FY 10**

Court	Case Types			Total
	Eviction/ Real Property	Debt / Contract	Other	
Angoon	0	0	0	0
Aniak	1	3	0	4
Chevak	0	0	0	0
Emmonak	0	0	2	2
Fort Yukon	0	2	0	2
Galena	0	2	0	2
Haines	4	9	0	13
Healy	0	7	0	7
Hoonah	0	7	1	8
Kake	0	2	0	2
McGrath	0	0	1	1
Nenana	1	6	0	7
Sand Point	0	4	1	5
Skagway	0	0	5	5
St. Marys	0	2	1	3
St. Paul	0	4	0	4
Tanana	0	1	0	1
Unalakleet	0	0	0	0
Yakutat	0	0	6	6
Total	6	49	17	72
% of Total	8.3	68.1	23.6	100.0
1st District	4	18	12	34
2nd District	0	0	0	0
3rd District	0	8	1	9
4th District	2	23	4	29

**District Court Activity
General Civil Case Dispositions - Superior Court Trial Sites
FY 08 - FY 10**

Court	FY 08	FY 09	FY 10	Change	
				FY 08 to FY 10	FY 09 to FY 10
Anchorage	4,652	4,849	3,968	-15%	-18%
Barrow	21	19	38	81%	100%
Bethel	118	148	115	-3%	-22%
Cordova	6	12	13	N/S	8%
Craig	32	13	22	-31%	69%
Delta Junction	14	15	15	7%	0%
Dillingham	41	26	20	-51%	-23%
Fairbanks	995	1,059	1,040	5%	-2%
Glennallen	26	16	13	-50%	-19%
Homer*	56	55	133	138%	142%
Juneau	242	300	294	21%	-2%
Kenai	335	389	282	-16%	-28%
Ketchikan	166	178	172	4%	-3%
Kodiak	73	97	76	4%	-22%
Kotzebue	34	18	10	N/S	N/S
Naknek	15	18	27	80%	50%
Nome	33	47	49	48%	4%
Palmer	830	1,067	1,155	39%	8%
Petersburg	18	17	25	39%	47%
Seward	28	34	28	0%	-18%
Sitka	52	62	58	12%	-6%
Tok	6	8	7	N/S	N/S
Unalaska	20	35	28	40%	-20%
Valdez	25	32	25	0%	-22%
Wrangell	11	13	21	91%	62%
Sub-total	7,849	8,527	7,634	-3%	-10%
General Civil Cases from Other Courts	71	62	61	-14%	-2%
Total	7,920	8,589	7,695	-3%	-10%
1st District	556	604	616	11%	2%
2nd District	89	85	97	9%	14%
3rd District	6,114	6,638	5,773	-6%	-13%
4th District	1,161	1,262	1,209	4%	-4%

N/S - Numbers 10 or less are not compared statistically

District Court Activity
General Civil Dispositions - Other Courts
FY 08 - FY 10

Court	FY 08	FY 09	FY 10	Change	
				FY 08 to FY 10	FY 09 to FY 10
Angoon	1	0	0	N/S	N/S
Aniak	7	7	4	N/S	N/S
Chevak	1	0	1	N/S	N/S
Emmonak	0	3	0	N/S	N/S
Fort Yukon	0	0	0	N/S	N/S
Galena	3	1	2	N/S	N/S
Haines	8	11	9	N/S	N/S
Healy	4	6	11	N/S	N/S
Hoonah	10	4	4	N/S	N/S
Kake	6	2	0	N/S	N/S
McGrath	3	2	3	N/S	N/S
Nenana	9	9	6	N/S	N/S
Sand Point	5	6	4	N/S	N/S
Skagway	3	3	7	N/S	N/S
St. Marys	1	4	5	N/S	N/S
St. Paul	2	2	1	N/S	N/S
Tanana	0	0	0	N/S	N/S
Unalakleet	1	1	0	N/S	N/S
Yakutat	7	1	4	N/S	N/S
Total	71	62	61	-14%	-2%
1st District	35	21	24	-31%	14%
2nd District	1	1	0	N/S	N/S
3rd District	7	8	5	N/S	N/S
4th District	28	32	32	14%	0%

N/S - Numbers 10 or less are not compared statistically

**District Courts
General Civil Case Dispositions by Manner of Disposition -
Superior Court Trial Sites
FY 10**

Court	Stage of Disposition						Total
	Dismiss / Settle	Default Judgment	Summary Judgment	Court Trial	Jury Trial	Other	
Anchorage	2,067	1,326	407	33	7	128	3,968
Barrow	9	23	5	1	0	0	38
Bethel	35	69	5	0	2	4	115
Cordova	4	8	1	0	0	0	13
Craig	10	4	7	0	0	1	22
Delta Junction	5	5	4	0	0	1	15
Dillingham	4	7	5	0	1	3	20
Fairbanks	610	293	89	16	0	32	1,040
Glennallen	8	4	1	0	0	0	13
Homer	87	34	8	0	0	4	133
Juneau	131	102	10	3	0	48	294
Kenai	130	101	44	0	0	7	282
Ketchikan	82	59	19	1	0	11	172
Kodiak	33	27	15	0	0	1	76
Kotzebue	2	4	4	0	0	0	10
Naknek	6	17	3	0	0	1	27
Nome	18	19	11	0	0	1	49
Palmer	375	591	145	1	3	40	1,155
Petersburg	12	6	5	0	1	1	25
Seward	14	3	9	0	0	2	28
Sitka	18	27	4	0	0	9	58
Tok	3	3	1	0	0	0	7
Unalaska	14	10	3	0	1	0	28
Valdez	6	8	9	1	0	1	25
Wrangell	9	5	3	0	0	4	21
Sub-total	3,692	2,755	817	56	15	299	7,634
General Civil Cases from Other Courts	10	22	10	0	2	17	61
Total	3,702	2,777	827	56	17	316	7,695
% of Total	48.1	36.1	10.8	0.7	0.2	4.1	100.0
1st District	265	208	51	4	1	87	616
2nd District	29	46	20	1	0	1	97
3rd District	2,748	2,140	650	35	12	188	5,773
4th District	660	383	106	16	4	40	1,209

**District Court Activity
General Civil Dispositions by Manner of Disposition - Other Courts
FY 10**

Court	Stage of Disposition						Total
	Dismiss / Settle	Default Judgment	Summary Judgment	Court Trial	Jury Trial	Other	
Angoon	0	0	0	0	0	0	0
Aniak	1	2	1	0	0	0	4
Chevak	1	0	0	0	0	0	1
Emmonak	0	0	0	0	0	0	0
Fort Yukon	0	0	0	0	0	0	0
Galena	1	0	1	0	0	0	2
Haines	3	1	3	0	0	2	9
Healy	3	6	2	0	0	0	11
Hoonah	0	4	0	0	0	0	4
Kake	0	0	0	0	0	0	0
McGrath	0	2	0	0	0	1	3
Nenana	1	1	2	0	0	2	6
Sand Point	0	3	0	0	0	1	4
Skagway	0	0	0	0	0	7	7
St. Marys	0	2	1	0	2	0	5
St. Paul	0	1	0	0	0	0	1
Tanana	0	0	0	0	0	0	0
Unalakleet	0	0	0	0	0	0	0
Yakutat	0	0	0	0	0	4	4
Total	10	22	10	0	2	17	61
% of Total	16.4	36.0	16.4	0.0	3.3	27.9	100.0
1st District	3	5	3	0	0	13	24
2nd District	0	0	0	0	0	0	0
3rd District	0	4	0	0	0	1	5
4th District	7	13	7	0	2	3	32

**District Court Activity
Minor Offense Case Dispositions - Superior Court Trial Sites
FY 08 - FY 10**

Court	FY 08	FY 09	FY 10	Change	
				FY 08 to FY 10	FY 09 to FY 10
Anchorage	27,349	29,822	34,758	27%	17%
Barrow	299	159	309	3%	94%
Bethel	463	366	364	-21%	-1%
Cordova	135	125	157	16%	26%
Craig	276	281	314	14%	12%
Delta Junction	1,291	864	975	-24%	13%
Dillingham	122	378	123	1%	-67%
Fairbanks	8,448	8,751	9,314	10%	6%
Glennallen	1,123	1,733	2,114	88%	22%
Homer	889	1,465	928	4%	-37%
Juneau	1,910	2,201	7,175	276%	226%
Kenai	6,022	6,207	6,333	5%	2%
Ketchikan	1,039	811	878	-15%	8%
Kodiak	1,308	1,343	882	-33%	-34%
Kotzebue	215	168	120	-44%	-29%
Naknek	53	150	90	70%	-40%
Nome	295	372	241	-18%	-35%
Palmer	16,665	15,348	15,677	-6%	2%
Petersburg	100	258	159	59%	-38%
Seward	2,381	2,055	2,284	-4%	11%
Sitka	566	190	253	-55%	33%
Tok	658	583	291	-56%	-50%
Unalaska	211	357	273	29%	-24%
Valdez	238	350	312	31%	-11%
Wrangell	27	34	23	-15%	-32%
Sub-total	72,083	74,371	84,347	17%	13%
Minor Offense Cases from Other Courts	3,646	2,633	2,318	-36%	-12%
Total	75,729	77,004	86,665	14%	13%
1st District	4,370	4,118	9,119	109%	121%
2nd District	948	768	721	-24%	-6%
3rd District	56,514	59,360	63,991	13%	8%
4th District	13,897	12,758	12,834	-8%	1%

**District Court Activity
Minor Offense Case Dispositions - Other Courts
FY 08 - FY 10**

Court	FY 08	FY 09	FY 10	Change	
				FY 08 to FY 10	FY 09 to FY 10
Angoon	28	5	13	-54%	N/S
Aniak	17	19	25	47%	32%
Chevak	0	0	0	N/S	N/S
Emmonak	219	227	53	-76%	-77%
Fort Yukon	25	2	0	N/S	N/S
Galena	15	9	12	-20%	N/S
Haines	195	122	109	-44%	-11%
Healy	1,621	1,316	1,064	-34%	-19%
Hoonah	61	44	59	-3%	34%
Kake	11	3	1	N/S	N/S
McGrath	17	6	5	N/S	N/S
Nenana	1,105	595	657	-41%	10%
Sand Point	14	23	52	271%	126%
Skagway	92	97	97	5%	0%
St. Marys	18	20	66	267%	230%
St. Paul	4	4	8	N/S	N/S
Tanana	0	0	8	N/S	N/S
Unalakleet	139	69	51	-63%	-26%
Yakutat	65	72	38	-42%	-47%
Total	3,646	2,633	2,318	-36%	-12%
1st District	452	343	317	-30%	-8%
2nd District	139	69	51	-63%	-26%
3rd District	18	27	60	233%	122%
4th District	3,037	2,194	1,890	-38%	-14%

N/S - Numbers 10 or less are not compared statistically

**District Court Activity
Minor Offense Case Dispositions by Case Type - Superior Court Trial Sites
FY 10**

Court	Case Types							Total
	Equip-ment	Speeding	Imp. Driver Behavior	Maneu-vers	Alcohol / Drugs	Fish & Game	Other	
Anchorage	7,630	6,097	11,977	6,892	109	114	1,939	34,758
Barrow	62	25	1	24	14	7	176	309
Bethel	86	0	78	56	1	27	116	364
Cordova	11	10	33	11	4	49	39	157
Craig	25	85	49	3	8	10	134	314
Delta Junction	134	532	255	34	2	11	7	975
Dillingham	31	12	18	3	0	23	36	123
Fairbanks	1,876	3,010	2,603	1,124	281	93	327	9,314
Glennallen	84	1,585	336	28	13	63	5	2,114
Homer	176	306	253	46	9	19	119	928
Juneau	40	110	374	13	3	111	6,524	7,175
Kenai	1,337	1,748	1,788	393	30	150	887	6,333
Ketchikan	69	22	184	29	2	21	551	878
Kodiak	277	111	254	76	9	70	85	882
Kotzebue	0	7	1	5	1	5	101	120
Naknek	1	3	2	1	0	55	28	90
Nome	26	4	30	29	1	36	115	241
Palmer	3,730	4,295	5,046	1,259	130	430	787	15,677
Petersburg	9	11	14	4	1	35	85	159
Seward	145	1,041	549	67	9	50	423	2,284
Sitka	2	2	28	3	3	22	193	253
Tok	79	132	59	10	2	6	3	291
Unalaska	117	18	49	20	0	42	27	273
Valdez	32	94	73	24	1	18	70	312
Wrangell	0	0	0	0	0	8	15	23
Sub-total	15,979	19,260	24,054	10,154	633	1,475	12,792	84,347
Minor Offense Cases from Other Courts	149	1,290	258	91	20	85	425	2,318
Total	16,128	20,550	24,312	10,245	653	1,560	13,217	86,665
% of Total	18.6	23.7	28.1	11.8	0.7	1.8	15.3	100.0
1st District	148	246	662	54	17	223	7,769	9,119
2nd District	103	36	32	58	16	49	427	721
3rd District	13,581	15,334	20,383	8,827	316	1,093	4,457	63,991
4th District	2,296	4,934	3,235	1,306	304	195	564	12,834

**District Court Activity
Minor Offense Case Dispositions by Case Type - Other Courts
FY 10**

Court	Case Types							Total
	Equip- ment	Speeding	Imp. Driver Behavior	Maneu- vers	Alcohol / Drugs	Fish & Game	Other	
Angoon	0	0	0	0	0	0	13	13
Aniak	0	4	1	1	0	14	5	25
Chevak	0	0	0	0	0	0	0	0
Emmonak	0	0	0	0	0	15	38	53
Fort Yukon	0	0	0	0	0	0	0	0
Galena	1	0	0	1	1	4	5	12
Haines	3	15	12	1	0	13	65	109
Healy	80	763	160	36	13	6	6	1,064
Hoonah	0	1	1	1	0	2	54	59
Kake	0	0	0	0	0	1	0	1
McGrath	0	0	0	0	0	2	3	5
Nenana	40	492	79	38	3	1	4	657
Sand Point	9	12	4	6	1	10	10	52
Skagway	0	0	0	0	0	0	97	97
St. Marys	0	0	0	0	0	16	50	66
St. Paul	1	2	1	1	1	0	2	8
Tanana	0	1	0	6	1	0	0	8
Unalakleet	15	0	0	0	0	1	35	51
Yakutat	0	0	0	0	0	0	38	38
Total	149	1,290	258	91	20	85	425	2,318
% of Total	6.4	55.7	11.1	3.9	0.9	3.7	18.3	100.0
1st District	3	16	13	2	0	16	267	317
2nd District	15	0	0	0	0	1	35	51
3rd District	10	14	5	7	2	10	12	60
4th District	121	1,260	240	82	18	58	111	1,890

**District Courts
Minor Offense Case Types
FY 10**

Equipment

Equipment / Vehicles - Registrations, Defects and Misuse

Speeding

Improper Driver Behavior

Duties Failed - Requirements Not Met

Maneuvers - Illegal or Improper

Failure to Obey

Following Improperly

Improper Lane or Location

Passing

Reckless, Careless or Negligent Driving

Failure to Yield

Failure to Signal

Improper Turns

Wrong Way or Side

Miscellaneous Maneuvers

Alcohol and Drug

Controlled Substance Violations

Fish and Game

Unclassified Offenses

ZZZ -Tickets with 0 points added to record

Littering

Duty Failure

Curfew

Dog Tickets

Tobacco

Boat Safety

In FY07 the Alaska Court System changed the way it categorizes minor offenses for annual reporting. The traffic categories now conform to the American Association of Motor Vehicle Administrators (AAMVA) Code Dictionary. This change is intended to make Alaska's statistics easier to compile, understand and compare to those of other jurisdictions.

Deliberately left blank

Other Activity



**Population Trends
Superior Court Trial Sites
FY 10**

Court	Community Population			Change 2000 to 2009	% of Statewide Total
	U.S. Census 2000 rev. 1/1/03	Dept. of Labor Est. July 2009	Change		
Anchorage	261,634	291,830	30,196	11.5%	42.1%
Barrow	7,385	6,798	-587	-7.9%	1.0%
Bethel	14,424	15,603	1,179	8.2%	2.2%
Cordova	2,454	2,126	-328	-13.4%	0.3%
Craig	4,483	3,829	-654	-14.6%	0.5%
Delta Junction	3,942	4,886	944	23.9%	0.7%
Dillingham	4,922	4,729	-193	-3.9%	0.7%
Fairbanks	83,074	93,970	10,896	13.1%	13.6%
Glennallen	3,231	3,210	-21	-0.6%	0.5%
Homer	12,736	13,523	787	6.2%	1.9%
Juneau	31,365	31,253	-112	-0.4%	4.5%
Kenai	31,365	34,494	3,129	10.0%	5.0%
Ketchikan	15,635	14,462	-1,173	-7.5%	2.1%
Kodiak	13,913	13,860	-53	-0.4%	2.0%
Kotzebue	7,208	7,364	156	2.2%	1.1%
Naknek	3,081	2,514	-567	-18.4%	0.4%
Nome	6,694	6,837	143	2.1%	1.0%
Palmer	59,322	84,314	24,992	42.1%	12.2%
Petersburg	3,506	3,456	-50	-1.4%	0.5%
Seward	5,539	5,453	-86	-1.6%	0.8%
Sitka	9,111	8,835	-276	-3.0%	1.3%
Tok	2,232	2,342	110	4.9%	0.3%
Unalaska	5,494	4,825	-669	-12.2%	0.7%
Valdez	4,242	3,673	-569	-13.4%	0.5%
Wrangell	2,488	2,042	-446	-17.9%	0.3%
Sub-total	599,480	666,228	66,748	11.1%	96.2%
Population from other Communities	27,451	26,086	-1,365	-5.0%	3.8%
Total	626,931	692,314	65,383	10.4%	100.0%
1st District	73,082	69,456	-3,626	-5.0%	10.0%
2nd District	23,789	23,652	-137	-0.6%	3.5%
3rd District	409,569	466,122	56,553	13.8%	67.3%
4th District	120,491	133,084	12,593	10.5%	19.2%

**Population Trends
Other Courts
FY 10**

Court	Community Population			Change 2000 to 2009	% of Statewide Total
	U.S. Census 2000 rev. 1/1/03	Dept. of Labor Est. July 2009	Change		
Angoon	572	442	-130	-22.7%	0.1%
Aniak	2,296	1,930	-366	-15.9%	0.3%
Chevak	2,257	2,641	384	17.0%	0.4%
Emmonak	2,185	2,242	57	2.6%	0.3%
Fort Yukon	1,289	1,152	-137	-10.6%	0.2%
Galena	2,016	1,726	-290	-14.4%	0.3%
Haines	2,531	2,358	-173	-6.8%	0.3%
Healy	1,460	1,485	25	1.7%	0.2%
Hoonah	1,011	789	-222	-22.0%	0.1%
Kake	710	497	-213	-30.0%	0.1%
McGrath	602	482	-120	-19.9%	0.1%
Nenana	1,820	1,563	-257	-14.1%	0.2%
Sand Point	952	1,001	49	5.1%	0.1%
Skagway	862	865	3	0.3%	0.1%
St. Marys	2,586	2,811	225	8.7%	0.4%
St. Paul	684	570	-114	-16.7%	0.1%
Tanana	308	251	-57	-18.5%	0.0%
Unalakleet	2,502	2,653	151	6.0%	0.4%
Yakutat	808	628	-180	-22.3%	0.1%
Total	27,451	26,086	-1,365	-5.0%	3.8%

**Distribution of Population, Police and Lawyers
Superior Court Trial Sites
FY 10**

Court	Population Dept. of Labor Est. July 2009	Total Number of Police	Police per Thousand Population	Total Number of Lawyers	Lawyers per Thousand Population
Anchorage	291,830	522	1.8	2,050	7.0
Barrow	6,798	45	6.6	11	1.6
Bethel	15,603	46	2.9	31	2.0
Cordova	2,126	13	6.1	5	2.4
Craig	3,829	16	4.2	0	-
Delta Junction	4,886	7	1.4	4	0.8
Dillingham	4,729	20	4.2	10	2.1
Fairbanks	93,970	182	1.9	263	2.8
Glennallen	3,210	6	1.9	0	-
Homer	13,523	19	1.4	20	1.5
Juneau	31,253	63	2.0	308	9.9
Kenai	34,494	85	2.5	82	2.4
Ketchikan	14,462	43	3.0	47	3.2
Kodiak	13,860	41	3.0	26	1.9
Kotzebue	7,364	20	2.7	7	1.0
Naknek	2,514	11	4.4	1	0.4
Nome	6,837	21	3.1	15	2.2
Palmer	84,314	132	1.6	125	1.5
Petersburg	3,456	15	4.3	4	1.2
Seward	5,453	15	2.8	6	1.1
Sitka	8,835	35	4.0	27	3.1
Tok	2,342	6	2.6	2	0.9
Unalaska	4,825	20	4.1	0	-
Valdez	3,673	11	3.0	4	1.1
Wrangell	2,042	10	4.9	2	1.0
Sub-total	666,228	1,404	2.1	3,050	4.6
Statistics from Other Communities	26,086	64	2.5	7	0.3
Total	692,314	1,468	2.1	3,057	4.4
1st District	69,456	205	3.0	392	5.6
2nd District	23,652	87	3.7	34	1.4
3rd District	466,122	904	1.9	2,329	5.0
4th District	133,084	272	2.0	302	2.3

Note: Police statistics were obtained from the Department of Public Safety and Alaska Police Standards Council (October 2010) and lawyer statistics were obtained from the Alaska Bar Association (October 2010).

**Distribution of Population, Police and Lawyers
Other Courts
FY 10**

Court	Population Dept. of Labor Est. July 2009	Total Number of Police	Police per Thousand Population	Total Number of Lawyers	Lawyers per Thousand Population
Angoon	442	1	2.3	0	-
Aniak	1,930	6	3.1	0	-
Chevak	2,641	4	1.5	0	-
Emmonak	2,242	4	1.8	0	-
Fort Yukon	1,152	3	2.6	1	0.9
Galena	1,726	4	2.3	0	-
Haines	2,358	7	3.0	4	1.7
Healy	1,485	4	2.7	0	-
Hoonah	789	4	5.1	0	-
Kake	497	3	6.0	0	-
McGrath	482	1	2.1	0	-
Nenana	1,563	2	1.3	0	-
Sand Point	1,001	4	4.0	0	-
Skagway	865	5	5.8	0	-
St. Marys	2,811	3	1.1	1	0.4
St. Paul	570	5	8.8	0	-
Tanana	251	0	-	0	-
Unalakleet	2,653	1	0.4	1	0.4
Yakutat	628	3	4.8	0	-
Total	26,086	64	2.5	7	0.3

Note: Police statistics were obtained from the Department of Public Safety and Alaska Police Standards Council (October 2010) and lawyer statistics were obtained from the Alaska Bar Association (October 2010).

**Authorized Judicial Positions
Superior Court Trial Sites
FY 10**

Court	Superior Court Judges	District Court Judges	Magistrates	Masters	Total¹	% of Statewide Total
Anchorage	15	10	6	6	37	30.1%
Barrow	1		1		2	1.6%
Bethel	2	1	1		4	3.3%
Cordova			1		1	0.8%
Craig			1		1	0.8%
Delta Junction			1		1	0.8%
Dillingham	1		1		2	1.6%
Fairbanks	6	3	3		12	9.8%
Glennallen			1		1	0.8%
Homer		1			1	0.8%
Juneau	2	1	1	1	5	4.1%
Kenai	3	1	2		6	4.9%
Ketchikan	2	1	1		4	3.3%
Kodiak	1		1		2	1.6%
Kotzebue	1		1		2	1.6%
Naknek			1		1	0.8%
Nome	1		1		2	1.6%
Palmer	4	3	1		8	6.6%
Petersburg			1		1	0.8%
Seward			1		1	0.8%
Sitka	1		1		2	1.6%
Tok			1		1	0.8%
Unalaska			1		1	0.8%
Valdez		1			1	0.8%
Wrangell			1		1	0.8%
Sub-total	40	22	31	7	100	81.3%
Positions from Other Courts	0	0	23	0	23	18.7%
Total	40	22	54	7	123	100.0%
1st District	5	2	12	1	20	16.3%
2nd District	3	0	8	0	11	8.9%
3rd District	24	16	20	6	66	53.7%
4th District	8	4	14	0	26	21.1%

¹Does not include temporary positions used for pro tem judges.

**Authorized Judicial Positions
Other Courts
FY 10**

Court	Superior Court Judges	District Court Judges	Magistrates	Masters	Total	% of Statewide Total²
Angoon			1		1	0.8%
Aniak			1		1	0.8%
Chevak			1		1	0.8%
Emmonak			1		1	0.8%
Fort Yukon			1		1	0.8%
Galena			1		1	0.8%
Haines			1		1	0.8%
Healy			1		1	0.8%
Hoonah			1		1	0.8%
Kake			1		1	0.8%
McGrath			Served by Aniak			0.0%
Nenana			Served by Healy			0.0%
Sand Point			Served by Valdez			0.0%
Skagway			1		1	0.8%
St. Marys			1		1	0.8%
St. Paul			Served by Seward			0.0%
Tanana			Served by Galena			0.0%
Unalakleet			1		1	0.8%
Yakutat			1		1	0.8%
Other ¹			9		9	7.3%
Total	0	0	23	0	23	18.7%

¹Magistrate positions authorized for communities currently served by judicial officers from other court locations.

²Rounded percentages do not equal the summed total.

**Authorized Non-Judicial Positions
Superior Court Trial Sites
FY 10**

Court	Positions by Range (Includes part-time positions)					% of Statewide Total
	Below 10	10 Through 12	13 Through 16	Over 16	Total	
Anchorage	12	145	38	13	208	41.8%
Barrow		5	2		7	1.4%
Bethel		11	4	2	17	3.4%
Cordova		1	1		2	0.4%
Craig		3			3	0.6%
Delta Junction		1			1	0.2%
Dillingham		3	2		5	1.0%
Fairbanks	4	50	16	6	76	15.3%
Glennallen		1	1		2	0.4%
Homer		4	1		5	1.0%
Juneau		19	6	3	28	5.6%
Kenai		21	5	1	27	5.4%
Ketchikan		12	3	3	18	3.6%
Kodiak		7	2		9	1.8%
Kotzebue		6	2		8	1.6%
Naknek		1			1	0.2%
Nome		5	3	2	10	2.0%
Palmer		34	7	1	42	8.5%
Petersburg		1	1		2	0.4%
Seward		3	1		4	0.8%
Sitka		4	2		6	1.2%
Tok		1			1	0.2%
Unalaska		2			2	0.4%
Valdez		1	1		2	0.4%
Wrangell		2			2	0.4%
Sub-total	16	343	98	31	488	98.0%
Positions from Other Courts	0	10	0	0	10	2.0%
Total	16	353	98	31	498	100.0%
1st District	0	44	12	6	62	12.5%
2nd District	0	16	7	2	25	5.0%
3rd District	12	223	59	15	309	62.0%
4th District	4	70	20	8	102	20.5%

**Authorized Non-Judicial Positions
Other Courts
FY 10**

Court	Positions by Range (Includes part-time positions)					% of Statewide Total
	Below 10	10 Through 12	13 Through 16	Over 16	Total	
Angoon					0	0.0%
Aniak		1			1	0.2%
Chevak		1			1	0.2%
Emmonak		1			1	0.2%
Fort Yukon					0	0.0%
Galena		1			1	0.2%
Haines		1			1	0.2%
Healy		1			1	0.2%
Hoonah		1			1	0.2%
Kake		1			1	0.2%
McGrath					0	0.0%
Nenana		1			1	0.2%
Sand Point					0	0.0%
Skagway					0	0.0%
St. Marys		1			1	0.2%
St. Paul					0	0.0%
Tanana					0	0.0%
Unalakleet					0	0.0%
Yakutat					0	0.0%
Other ¹					0	0.0%
Total	0	10	0	0	10	2.0%

¹ Other authorized court locations.

Operating Costs (Thousands of Dollars)
Superior Court Trial Sites
FY 10

Court	Personnel	Other ¹	Total	% of Statewide Total	Dollar Cost Per Case Filed	
					All Filings	Non-Traffic Filings
Anchorage	\$20,206.4	\$5,578.4	\$25,784.8	36.7%	\$367	\$708
Barrow	\$977.1	\$598.7	\$1,575.8	2.2%	1,224	1,630
Bethel	\$2,290.9	\$1,058.1	\$3,349.0	4.8%	1,350	1,562
Cordova	\$104.5	\$136.4	\$240.9	0.3%	514	785
Craig	\$285.9	\$155.8	\$441.7	0.6%	583	930
Delta Junction	\$207.8	\$27.6	\$235.4	0.3%	194	1,070
Dillingham	\$859.2	\$257.0	\$1,116.2	1.6%	1,114	1,304
Fairbanks	\$8,191.3	\$1,871.5	\$10,062.8	14.3%	490	900
Glennallen	\$299.6	\$126.3	\$425.9	0.6%	167	1,217
Homer	\$534.7	\$366.7	\$901.4	1.3%	447	875
Juneau	\$2,834.8	\$1,273.4	\$4,108.2	5.9%	625	998
Kenai	\$2,819.7	\$592.1	\$3,411.8	4.9%	322	764
Ketchikan	\$2,006.2	\$391.1	\$2,397.3	3.4%	812	1,135
Kodiak	\$1,023.4	\$137.5	\$1,160.9	1.7%	598	1,047
Kotzebue	\$960.2	\$277.4	\$1,237.6	1.8%	1,053	1,171
Naknek	\$183.1	\$75.1	\$258.2	0.4%	595	742
Nome	\$1,248.7	\$400.2	\$1,648.9	2.4%	1,054	1,277
Palmer	\$4,508.3	\$757.4	\$5,265.7	7.5%	223	650
Petersburg	\$241.1	\$204.4	\$445.5	0.6%	1,061	1,603
Seward	\$411.6	\$82.9	\$494.5	0.7%	186	865
Sitka	\$805.8	\$112.7	\$918.5	1.3%	902	1,147
Tok	\$165.4	\$135.5	\$300.9	0.4%	617	1,433
Unalaska	\$276.8	\$283.6	\$560.4	0.8%	830	1,629
Valdez	\$490.3	\$50.2	\$540.5	0.8%	778	1,348
Wrangell	\$232.0	\$117.7	\$349.7	0.5%	1,582	1,757
Sub-total	\$52,164.8	\$15,067.7	\$67,232.5	95.8%	\$427	\$847
Operating Costs from Other Courts	\$2,080.8	\$830.6	\$2,911.4	4.2%	\$653	\$1,166
Total ²	\$54,245.6	\$15,898.3	\$70,143.9	100.0%	\$433	\$857
1st District	\$6,944.6	\$2,517.1	\$9,461.7	13.5%	\$745	\$1,122
2nd District	\$3,320.9	\$1,296.1	\$4,617.0	6.6%	\$1,100	\$1,339
3rd District	\$31,717.6	\$8,457.1	\$40,174.7	57.3%	\$343	\$737
4th District	\$12,262.5	\$3,628.0	\$15,890.5	22.6%	\$568	\$1,029

¹ "Other" includes contractual services, travel, equipment, and supplies.

² Total excludes \$339,000 in grant funds and \$422,400 for interagency receipts which are not allocable to a specific court location.

Operating Costs (Thousands of Dollars)
Other Courts
FY 10

Court	Personnel	Other ¹	Total	% of Statewide Total	Dollar Cost Per Case Filed	
					All Filings	Non-Traffic Filings
Angoon	\$42.7	\$31.4	\$74.1	0.1%	\$1,158	\$1,482
Aniak	\$206.9	\$47.3	\$254.2	0.4%	1,359	1,569
Chevak	\$203.1	\$45.3	\$248.4	0.4%	532	532
Emmonak	\$212.1	\$54.7	\$266.8	0.4%	789	936
Fort Yukon	\$92.6	\$25.7	\$118.3	0.2%	1,286	1,300
Galena	\$199.8	\$58.1	\$257.9	0.4%	1,290	1,350
Haines	\$162.2	\$63.3	\$225.5	0.3%	928	2,013
Healy	\$116.7	\$35.7	\$152.4	0.2%	184	1,905
Hoonah	\$123.3	\$42.7	\$166.0	0.2%	982	1,469
Kake	\$111.3	\$42.6	\$153.9	0.2%	3,141	3,206
McGrath	\$0.0	\$20.4	\$20.4	0.0%	850	971
Nenana	\$210.2	\$193.5	\$403.7	0.6%	506	2,765
Sand Point	\$0.0	\$13.0	\$13.0	0.0%	61	75
Skagway	\$47.7	\$28.1	\$75.8	0.1%	665	2,369
St. Marys	\$165.7	\$47.8	\$213.5	0.3%	726	953
St. Paul	\$0.0	\$0.5	\$0.5	0.0%	10	10
Tanana	\$0.0	\$6.8	\$6.8	0.0%	219	296
Unalakleet	\$134.9	\$19.8	\$154.7	0.2%	905	1,154
Yakutat	\$51.6	\$53.9	\$105.5	0.2%	824	1,134
Total	\$2,080.8	\$830.6	\$2,911.4	4.2%	\$653	\$1,166

¹ "Other" includes contractual services, travel, equipment, and supplies.

**Distribution of Population, Costs, Judicial Positions, Filings, and Dispositions
Superior Court Trial Sites
FY 10**

Court	Percentage of Statewide Statistics				
	Population	Operating Costs	Judicial Positions	Case Filings	Case Dispositions
Anchorage	42.1%	36.7%	30.1%	43.4%	42.1%
Barrow	1.0%	2.2%	1.6%	0.8%	0.8%
Bethel	2.2%	4.8%	3.3%	1.5%	1.5%
Cordova	0.3%	0.3%	0.8%	0.3%	0.3%
Craig	0.5%	0.6%	0.8%	0.5%	0.4%
Delta Junction	0.7%	0.3%	0.8%	0.7%	0.7%
Dillingham	0.7%	1.6%	1.6%	0.6%	0.5%
Fairbanks	13.6%	14.3%	9.8%	12.7%	12.2%
Glennallen	0.5%	0.6%	0.8%	1.6%	1.5%
Homer	1.9%	1.3%	0.8%	1.2%	1.2%
Juneau	4.5%	5.9%	4.1%	4.1%	6.8%
Kenai	5.0%	4.9%	4.9%	6.5%	6.5%
Ketchikan	2.1%	3.4%	3.3%	1.8%	1.9%
Kodiak	2.0%	1.7%	1.6%	1.2%	1.2%
Kotzebue	1.1%	1.8%	1.6%	0.7%	0.7%
Naknek	0.4%	0.4%	0.8%	0.3%	0.2%
Nome	1.0%	2.4%	1.6%	1.0%	1.0%
Palmer	12.2%	7.5%	6.6%	14.6%	13.7%
Petersburg	0.5%	0.6%	0.8%	0.3%	0.3%
Seward	0.8%	0.7%	0.8%	1.6%	1.7%
Sitka	1.3%	1.3%	1.6%	0.6%	0.7%
Tok	0.3%	0.4%	0.8%	0.3%	0.3%
Unalaska	0.7%	0.8%	0.8%	0.4%	0.3%
Valdez	0.5%	0.8%	0.8%	0.4%	0.4%
Wrangell	0.3%	0.5%	0.8%	0.1%	0.1%
Sub-total	96.2%	95.8%	81.3%	97.2%	97.0%
Percentages from Other Courts	3.8%	4.2%	18.7%	2.8%	3.0%
Total	100.0%	100.0%	100.0%	100.0%	100.0%
1st District	10.0%	13.5%	16.3%	7.8%	10.8%
2nd District	3.5%	6.6%	8.9%	2.6%	2.6%
3rd District	67.3%	57.3%	53.7%	72.3%	69.8%
4th District	19.2%	22.6%	21.1%	17.3%	16.8%

**Distribution of Population, Costs, Judicial Positions, Filings, and Dispositions
Other Courts
FY 10**

Court	Percentage of Statewide Statistics				
	Population	Operating Costs	Judicial Positions ²	Case Filings	Case Dispositions
Angoon	0.1%	0.1%	0.8%	0.1%	0.1%
Aniak	0.3%	0.4%	0.8%	0.1%	0.1%
Chevak	0.4%	0.4%	0.8%	0.3%	0.3%
Emmonak	0.3%	0.4%	0.8%	0.2%	0.2%
Fort Yukon	0.2%	0.2%	0.8%	0.1%	0.1%
Galena	0.3%	0.4%	0.8%	0.1%	0.1%
Haines	0.3%	0.3%	0.8%	0.2%	0.2%
Healy	0.2%	0.2%	0.8%	0.5%	0.7%
Hoonah	0.1%	0.2%	0.8%	0.1%	0.1%
Kake	0.1%	0.2%	0.8%	0.0%	0.0%
McGrath	0.1%	0.0%	0.0%	0.0%	0.0%
Nenana	0.2%	0.6%	0.0%	0.5%	0.5%
Sand Point	0.1%	0.0%	0.0%	0.1%	0.1%
Skagway	0.1%	0.1%	0.8%	0.1%	0.1%
St. Marys	0.4%	0.3%	0.8%	0.2%	0.2%
St. Paul	0.1%	0.0%	0.0%	0.0%	0.0%
Tanana	0.0%	0.0%	0.0%	0.0%	0.0%
Unalakleet	0.4%	0.2%	0.8%	0.1%	0.1%
Yakutat	0.1%	0.2%	0.8%	0.1%	0.1%
Other ¹			7.3%		
Total	3.8%	4.2%	18.7%	2.8%	3.0%

¹Magistrate positions authorized for communities currently served by judicial officers from other court locations

²Rounded percentages do not equal the summed total.

**Filings per Judicial Position
Superior Court Trial Sites
FY 10**

Court	Superior Court	District Court	Total	% of State-wide Total	Filings per Judicial Position
Anchorage	10,241	60,018	70,259	43.4%	1,898.9
Barrow	223	1,064	1,287	0.8%	643.5
Bethel	692	1,789	2,481	1.5%	620.3
Cordova	50	419	469	0.3%	469.0
Craig	81	676	757	0.5%	757.0
Delta Junction	30	1,184	1,214	0.7%	1,214.0
Dillingham	186	816	1,002	0.6%	501.0
Fairbanks	3,080	17,460	20,540	12.7%	1,711.7
Glennallen	63	2,486	2,549	1.6%	2,549.0
Homer	288	1,727	2,015	1.2%	2,015.0
Juneau	1,133	5,435	6,568	4.1%	1,313.6
Kenai	1,141	9,463	10,604	6.5%	1,767.3
Ketchikan	513	2,438	2,951	1.8%	737.8
Kodiak	287	1,653	1,940	1.2%	970.0
Kotzebue	259	916	1,175	0.7%	587.5
Naknek	80	354	434	0.3%	434.0
Nome	311	1,253	1,564	1.0%	782.0
Palmer	1,910	21,710	23,620	14.6%	2,952.5
Petersburg	63	357	420	0.3%	420.0
Seward	86	2,576	2,662	1.6%	2,662.0
Sitka	204	814	1,018	0.6%	509.0
Tok	34	454	488	0.3%	488.0
Unalaska	85	590	675	0.4%	675.0
Valdez	91	604	695	0.4%	695.0
Wrangell	54	167	221	0.1%	221.0
Sub-total	21,185	136,423	157,608	97.2%	1576.1
Statistics from Other Courts	302	4,159	4,461	2.8%	194.0
Total	21,487	140,582	162,069	100.0%	1,317.6
1st District	2,057	10,645	12,702	7.8%	635.1
2nd District	812	3,385	4,197	2.6%	381.5
3rd District	14,553	102,635	117,188	72.3%	1,775.6
4th District	4,065	23,917	27,982	17.3%	1,076.2

**Filings per Judicial Position
Other Courts
FY 10**

Court	Superior Court	District Court	Total	% of State-wide Total	Filings per Judicial Position
Angoon	0	64	64	0.1%	64.0
Aniak	44	143	187	0.1%	187.0
Chevak	30	437	467	0.3%	467.0
Emmonak	42	296	338	0.2%	338.0
Fort Yukon	23	69	92	0.1%	92.0
Galena	24	176	200	0.1%	200.0
Haines	5	238	243	0.2%	243.0
Healy	7	821	828	0.5%	828.0
Hoonah	2	167	169	0.1%	169.0
Kake	2	47	49	0.0%	49.0
McGrath	7	17	24	0.0%	N/S
Nenana	13	785	798	0.5%	N/S
Sand Point	38	174	212	0.1%	N/S
Skagway	0	114	114	0.1%	114.0
St. Marys	38	256	294	0.2%	294.0
St. Paul	7	45	52	0.0%	N/S
Tanana	1	30	31	0.0%	N/S
Unalakleet	19	152	171	0.1%	171.0
Yakutat	0	128	128	0.1%	128.0
Total	302	4,159	4,461	2.8%	194.0

N/S - Numbers 10 or less are not compared statistically

**Dispositions per Judicial Position
Superior Court Trial Sites
FY 10**

Court	Superior Court	District Court	Total	% of State-wide Total	Dispositions per Judicial Position
Anchorage	9,692	60,705	70,397	42.1%	1,902.6
Barrow	203	1,071	1,274	0.8%	637.0
Bethel	663	1,791	2,454	1.5%	613.5
Cordova	51	393	444	0.3%	444.0
Craig	72	699	771	0.4%	771.0
Delta Junction	29	1,161	1,190	0.7%	1,190.0
Dillingham	137	713	850	0.5%	425.0
Fairbanks	2,976	17,382	20,358	12.2%	1,696.5
Glennallen	61	2,397	2,458	1.5%	2,458.0
Homer	270	1,720	1,990	1.2%	1,990.0
Juneau	1,100	10,270	11,370	6.8%	2,274.0
Kenai	1,148	9,716	10,864	6.5%	1,810.7
Ketchikan	495	2,736	3,231	1.9%	807.8
Kodiak	284	1,718	2,002	1.2%	1,001.0
Kotzebue	275	924	1,199	0.7%	599.5
Naknek	66	358	424	0.2%	424.0
Nome	338	1,281	1,619	1.0%	809.5
Palmer	1,756	21,176	22,932	13.7%	2,866.5
Petersburg	64	393	457	0.3%	457.0
Seward	84	2,770	2,854	1.7%	2,854.0
Sitka	215	886	1,101	0.7%	550.5
Tok	33	488	521	0.3%	521.0
Unalaska	65	517	582	0.3%	582.0
Valdez	86	650	736	0.4%	736.0
Wrangell	51	185	236	0.1%	236.0
Sub-total	20,214	142,100	162,314	97.0%	1623.1
Statistics from Other Courts	284	4,688	4,972	3.0%	216.2
Total	20,498	146,788	167,286	100.0%	1,360.0
1st District	2,006	16,032	18,038	10.8%	901.9
2nd District	828	3,443	4,271	2.6%	388.3
3rd District	13,737	103,068	116,805	69.8%	1,769.8
4th District	3,927	24,245	28,172	16.8%	1,083.5

**Dispositions per Judicial Position
Other Courts
FY 10**

Court	Superior Court	District Court	Total	% of State-wide Total	Dispositions per Judicial Positions
Angoon	0	156	156	0.1%	156.0
Aniak	41	166	207	0.1%	207.0
Chevak	36	466	502	0.3%	502.0
Emmonak	36	299	335	0.2%	335.0
Fort Yukon	26	50	76	0.1%	76.0
Galena	25	174	199	0.1%	199.0
Haines	5	232	237	0.2%	237.0
Healy	10	1,186	1,196	0.7%	1,196.0
Hoonah	2	168	170	0.1%	170.0
Kake	2	53	55	0.0%	55.0
McGrath	7	30	37	0.0%	N/S
Nenana	16	781	797	0.5%	N/S
Sand Point	32	189	221	0.1%	N/S
Skagway	0	129	129	0.1%	129.0
St. Marys	29	247	276	0.2%	276.0
St. Paul	5	46	51	0.0%	N/S
Tanana	0	24	24	0.0%	N/S
Unalakleet	12	167	179	0.1%	179.0
Yakutat	0	125	125	0.1%	125.0
Total	284	4,688	4,972	3.0%	216.2

N/S - Numbers 10 or less are not compared statistically